



Chipsmall Limited consists of a professional team with an average of over 10 year of expertise in the distribution of electronic components. Based in Hongkong, we have already established firm and mutual-benefit business relationships with customers from,Europe,America and south Asia,supplying obsolete and hard-to-find components to meet their specific needs.

With the principle of “Quality Parts,Customers Priority,Honest Operation,and Considerate Service”,our business mainly focus on the distribution of electronic components. Line cards we deal with include Microchip,ALPS,ROHM,Xilinx,Pulse,ON,Everlight and Freescale. Main products comprise IC,Modules,Potentiometer,IC Socket,Relay,Connector.Our parts cover such applications as commercial,industrial, and automotives areas.

We are looking forward to setting up business relationship with you and hope to provide you with the best service and solution. Let us make a better world for our industry!



Contact us

Tel: +86-755-8981 8866 Fax: +86-755-8427 6832

Email & Skype: info@chipsmall.com Web: www.chipsmall.com

Address: A1208, Overseas Decoration Building, #122 Zhenhua RD., Futian, Shenzhen, China



DATA SHEET

RM10/ILP

RM, RM/I, RM/ILP cores and accessories

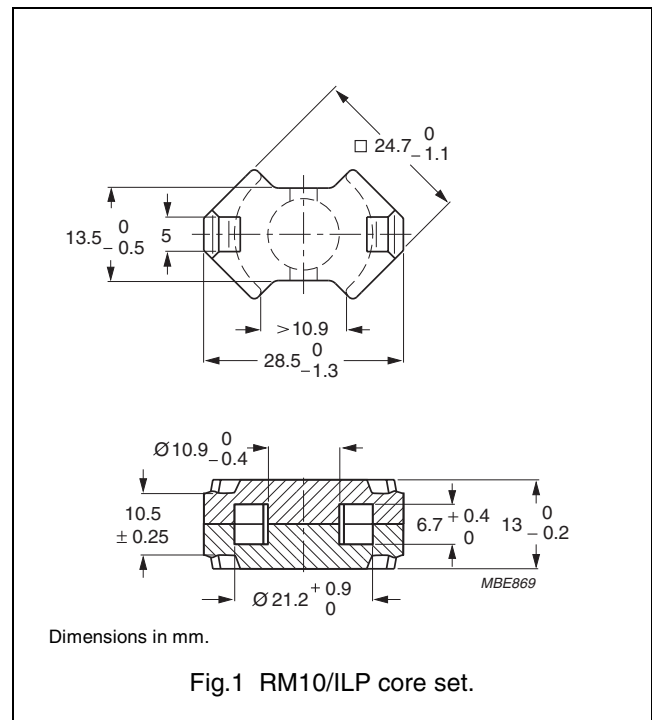
Supersedes data of September 2004

2008 Sep 01

CORE SETS

Effective core parameters RM10/ILP

SYMBOL	PARAMETER	VALUE	UNIT
$\Sigma(l/A)$	core factor (C1)	0.340	mm ⁻¹
V_e	effective volume	3360	mm ³
l_e	effective length	33.9	mm
A_e	effective area	99.1	mm ²
A_{min}	minimum area	89.1	mm ²
m	mass of set	≈ 17	g



Core sets for filter applications

Clamping force for A_L measurements, 60 ±20 N.

GRADE	A_L (nH)	μ_e	AIR GAP (μ m)	TYPE NUMBER
3D3	315 ±3%	≈ 86	≈ 400	RM10/ILP-3D3-A315
	400 ±3%	≈ 109	≈ 300	RM10/ILP-3D3-A400
	630 ±5%	≈ 171	≈ 160	RM10/ILP-3D3-A630
	2500 ±25%	≈ 675	≈ 0	RM10/ILP-3D3
3H3	400 ±3%	≈ 109	≈ 330	RM10/ILP-3H3-A400
	630 ±3%	≈ 171	≈ 200	RM10/ILP-3H3-A630
	1000 ±5%	≈ 272	≈ 110	RM10/ILP-3H3-A1000
	5600 ±25%	≈ 1510	≈ 0	RM10/ILP-3H3

Core sets for general purpose transformers and power applications

Clamping force for A_L measurements, 60 ±20 N.

GRADE	A_L (nH)	μ_e	AIR GAP (μ m)	TYPE NUMBER
3C90	5600 ±25%	≈ 1510	≈ 0	RM10/ILP-3C90
3C94	5600 ±25%	≈ 1510	≈ 0	RM10/ILP-3C94
3C95 <small>des</small>	6620 ±25%	≈ 1800	≈ 0	RM10/ILP-3C95
3C96 <small>des</small>	5200 ±25%	≈ 1400	≈ 0	RM10/ILP-3C96
3F3	5200 ±25%	≈ 1410	≈ 0	RM10/ILP-3F3
3F35 <small>prot</small>	4000 ±25%	≈ 1080	≈ 0	RM10/ILP-3F35
3F4 <small>des</small>	3000 ±25%	≈ 810	≈ 0	RM10/ILP-3F4

RM, RM/I, RM/ILP cores and accessories

RM10/ILP

Core sets of high permeability gradesClamping force for A_L measurements, 60 ± 20 N.

GRADE	A_L (nH)	μ_e	AIR GAP (μm)	TYPE NUMBER
3E5 <small>des</small>	22000 +40/- 30%	≈ 5950	≈ 0	RM10/ILP-3E5
3E6 <small>des</small>	27000 +40/- 30%	≈ 7300	≈ 0	RM10/ILP-3E6

Properties of core sets under power conditions

GRADE	B (mT) at	CORE LOSS (W) at				
	H = 250 A/m; f = 25 kHz; T = 100 °C	f = 25 kHz; B = 200 mT; T = 100 °C	f = 100 kHz; B = 100 mT; T = 100 °C	f = 100 kHz; B = 200 mT; T = 25 °C	f = 100 kHz; B = 200 mT; T = 100 °C	f = 400 kHz; B = 50 mT; T = 100 °C
3C90	≥ 320	≤ 0.41	≤ 0.43	–	–	–
3C94	≥ 320	–	≤ 0.32	–	≤ 1.7	–
3C95	≥ 320	–	–	≤ 1.98	≤ 1.88	–
3C96	≥ 340	–	≤ 0.24	–	≤ 1.4	≤ 0.6
3F3	≥ 300	–	≤ 0.37	–	–	≤ 0.64
3F35	≥ 300	–	–	–	–	–
3F4	≥ 250	–	–	–	–	–

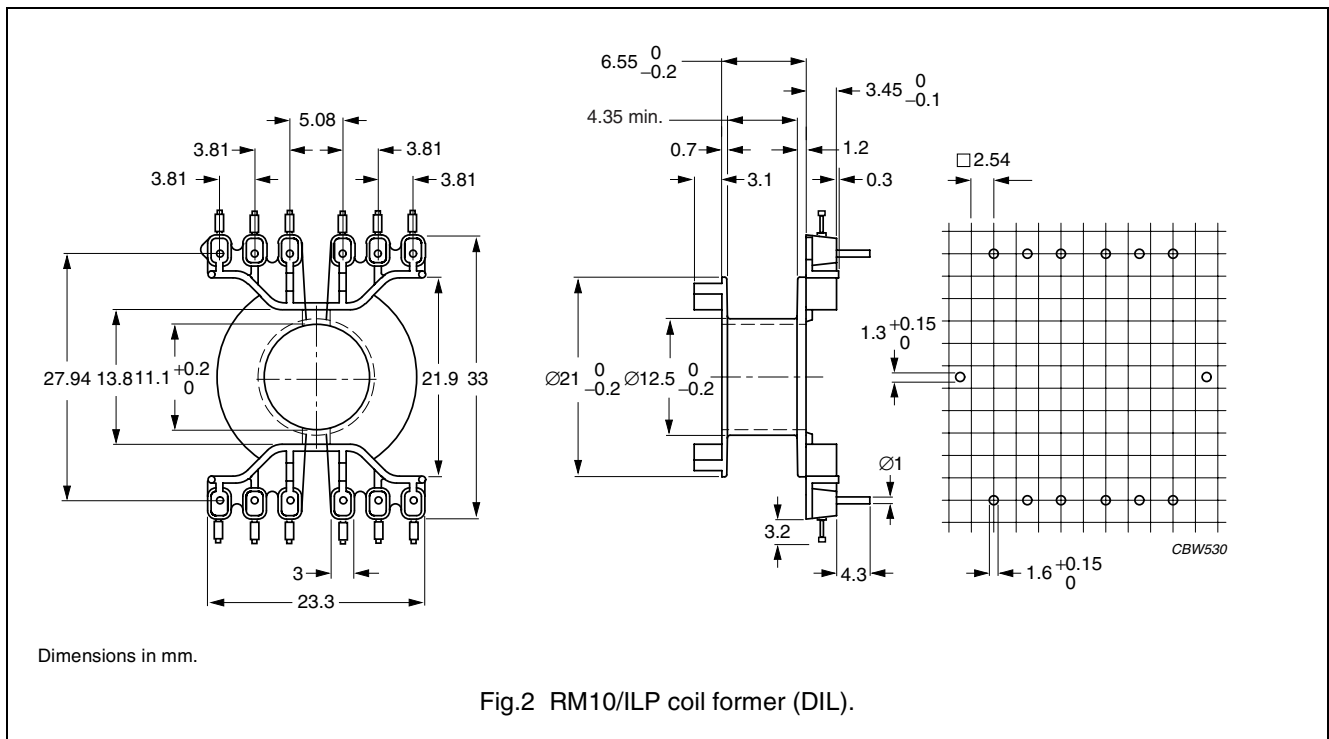
Properties of core sets under power conditions (continued)

GRADE	B (mT) at	CORE LOSS (W) at			
	H = 250 A/m; f = 25 kHz; T = 100 °C	f = 500 kHz; B = 50 mT; T = 100 °C	f = 500 kHz; B = 100 mT; T = 100 °C	f = 1 MHz; B = 30 mT; T = 100 °C	f = 3 MHz; B = 10 mT; T = 100 °C
3C90	≥ 320	–	–	–	–
3C94	≥ 320	–	–	–	–
3C95	≥ 320	–	–	–	–
3C96	≥ 340	≤ 1.2	–	–	–
3F3	≥ 300	–	–	–	–
3F35	≥ 300	≤ 0.45	≤ 3.5	–	–
3F4	≥ 250	–	–	≤ 1.0	≤ 1.6

COIL FORMER

General data

PARAMETER	SPECIFICATION
Coil former material	polybutyleneterephthalate (PBT), glass-reinforced, flame retardant in accordance with UL 94V-0; UL file number E45329(R)
Pin material	copper-tin alloy (CuSn), tin (Sn) plated
Maximum operating temperature	155 °C, "IEC 60085", class F
Resistance to soldering heat	"IEC 60068-2-20", Part 2, Test Tb, method 1B, 350 °C, 3.5 s
Solderability	"IEC 60068-2-20", Part 2, Test Ta, method 1



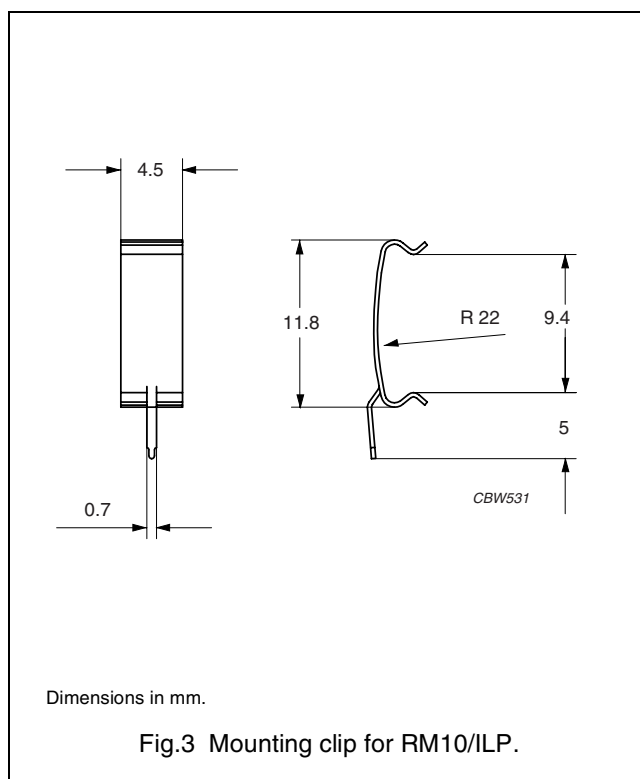
Winding data and area product for RM10/I coil former (DIL)

NUMBER OF SECTIONS	AVERAGE LENGTH OF TURN (mm)	WINDING AREA (mm ²)	WINDING WIDTH (mm)	AREA PRODUCT Ae x Aw (mm ⁴)	TYPE NUMBER
1	52	21.0	4.35	2080	CPV-RM10/ILP-1S-12PD

MOUNTING PARTS

General data mounting clip with earth pin

ITEM	SPECIFICATION
Clamping force	≈30 N
Clip material	stainless steel (CrNi)
Clip plating	tin (Sn)
Solderability	"IEC 60068-2-20", Part 2, Test Ta, method 1
Type number	CLI/P-RM10/ILP






DATA SHEET STATUS DEFINITIONS

DATA SHEET STATUS	PRODUCT STATUS	DEFINITIONS
Preliminary specification	Development	This data sheet contains preliminary data. Ferroxcube reserves the right to make changes at any time without notice in order to improve design and supply the best possible product.
Product specification	Production	This data sheet contains final specifications. Ferroxcube reserves the right to make changes at any time without notice in order to improve design and supply the best possible product.

DISCLAIMER

Life support applications — These products are not designed for use in life support appliances, devices, or systems where malfunction of these products can reasonably be expected to result in personal injury. Ferroxcube customers using or selling these products for use in such applications do so at their own risk and agree to fully indemnify Ferroxcube for any damages resulting from such application.

PRODUCT STATUS DEFINITIONS

STATUS	INDICATION	DEFINITION
Prototype		These are products that have been made as development samples for the purposes of technical evaluation only. The data for these types is provisional and is subject to change.
Design-in		These products are recommended for new designs.
Preferred		These products are recommended for use in current designs and are available via our sales channels.
Support		These products are not recommended for new designs and may not be available through all of our sales channels. Customers are advised to check for availability.