



Chipsmall Limited consists of a professional team with an average of over 10 year of expertise in the distribution of electronic components. Based in Hongkong, we have already established firm and mutual-benefit business relationships with customers from,Europe,America and south Asia,supplying obsolete and hard-to-find components to meet their specific needs.

With the principle of “Quality Parts,Customers Priority,Honest Operation,and Considerate Service”,our business mainly focus on the distribution of electronic components. Line cards we deal with include Microchip,ALPS,ROHM,Xilinx,Pulse,ON,Everlight and Freescale. Main products comprise IC,Modules,Potentiometer,IC Socket,Relay,Connector.Our parts cover such applications as commercial,industrial, and automotives areas.

We are looking forward to setting up business relationship with you and hope to provide you with the best service and solution. Let us make a better world for our industry!



## Contact us

Tel: +86-755-8981 8866 Fax: +86-755-8427 6832

Email & Skype: info@chipsmall.com Web: www.chipsmall.com

Address: A1208, Overseas Decoration Building, #122 Zhenhua RD., Futian, Shenzhen, China



DO NOT SCALE FROM THIS PRINT

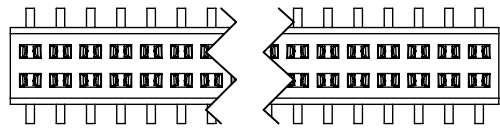


FIG 2  
(SAME AS FIG 1 EXCEPT INSULATOR)

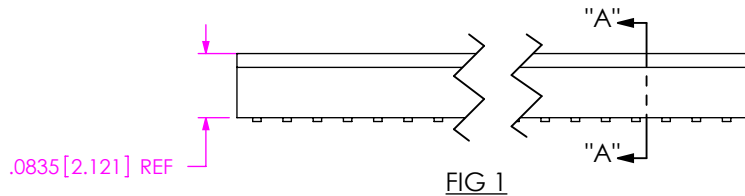
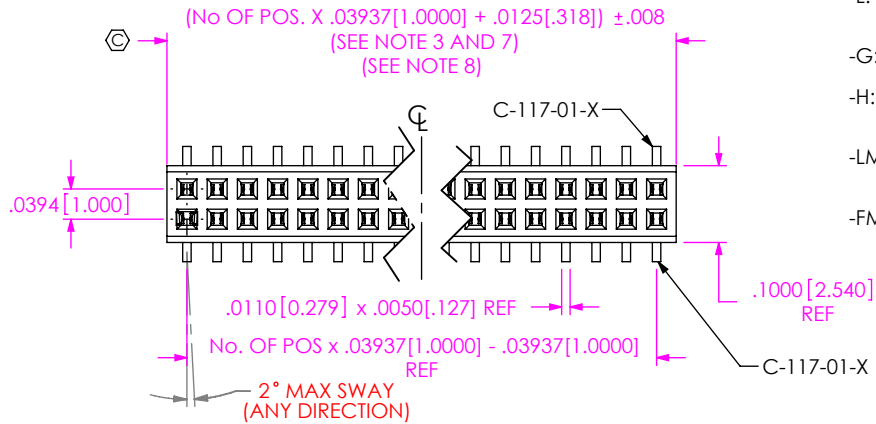


FIG 1

CLM-1XX-XX-XX-D-XX

No OF POSITIONS / ROW  
-02 THRU -50

LEAD STYLE SPEC  
-02: SURFACE MOUNT  
(USE C-117-01-X)

PLATING SPECIFICATION

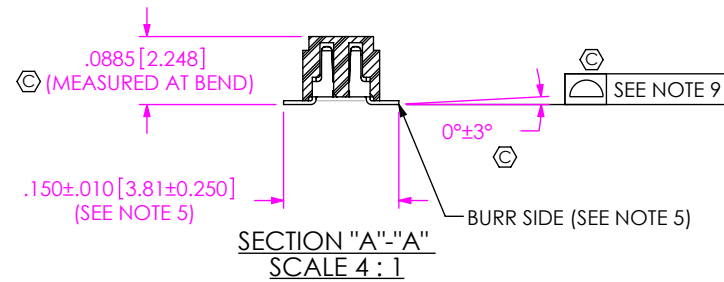
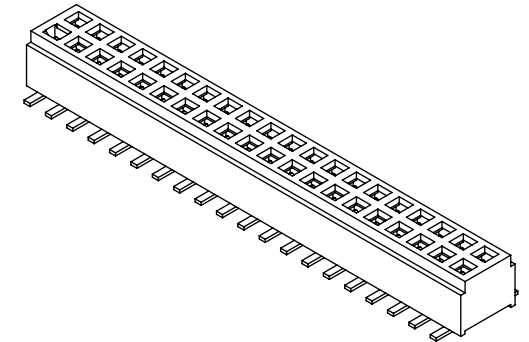
- F: 3μ" FLASH SELECTIVE GOLD IN CONTACT AREA MATTE TIN ON TAIL (PRE-PLATED CONTACT)
- L: 10μ" LIGHT SELECTIVE GOLD IN CONTACT AREA MATTE TIN ON TAIL (PRE-PLATED CONTACT)
- G: 10μ" GOLD IN CONTACT AREA 3μ" ON TAIL (POST-PLATED CONTACT)
- H: 30μ" HEAVY GOLD IN CONTACT AREA 3μ" ON TAIL (POST-PLATED CONTACT)
- LM: 10μ" LIGHT SELECTIVE GOLD IN CONTACT AREA MATTE TIN ON TAIL (PRE-PLATED CONTACT)
- FM: 3μ" FLASH SELECTIVE GOLD IN CONTACT AREA MATTE TIN ON TAIL (PRE-PLATED CONTACT)

OPTION

- P: PICK & PLACE PAD (AVAILABLE ON POS 7 THRU 50 ONLY) (SEE FIG 3, SHT 2) (USE LMP-04)
- TR: TAPE & REEL
- BE: BOTTOM ENTRY ONLY (SEE FIG 2) (USE CLM-XX-DBE-XX)
- PA: PICK & PLACE PAD W/ ALIGNMENT PINS (SEE FIG 4, SHT 2)
- A: ALIGNMENT PIN (USE CLM-XX-D-XX) (AVAILABLE ON POS 3 THRU 50 ONLY) (SEE FIG 5, SHT 2)
- K: POLYIMIDE FILM PAD (AVAILABLE ON POS 7 THRU 50 ONLY) (.005 [.13] THICKNESS) (SEE FIG 6, SHT 2) (USE K-DOT-.138-.250-.005)

BODY SPEC

- D: DOUBLE ROW (USE CLM-XX-D)



NOTES:

1. Ⓞ REPRESENTS CRITICAL DIMENSION.
2. MINIMUM PUSHOUT FORCE: .5 LB.
3. WILL LOSE A POSITION FOR EVERY CUT MADE ON A SOCKET STRIP.
4. POSITIONS -05 THROUGH -50 ARE TO BE TUBED. POSITIONS -02 THRU -04 TO BE LAYER PACKAGED ONLY.
5. SHEAR TAILS TO DIMENSIONS SHOWN, .003 MAX SHEAR BURR.
6. PARTS TO BE SYMMETRICAL ABOUT Q.
7. CUT FLASH TO BE .010 [.25] MAX WITH NO FLASH ALLOWED IN HOLES OR EXTENDING BELOW LEADS.
8. ENDWALL AFTER CUTTING: .0155±.0025 [.398±.064]
9. COPLANARITY TO BE .0040 FOR POSITIONS 2-25 & .0060 FOR POSITIONS 26-50.

UNLESS OTHERWISE SPECIFIED, DIMENSIONS ARE IN INCHES.  
TOLERANCES ARE:  
DECIMALS ANGLES  
.XX: ±.01 [.3] 2°  
.XXX: ±.005 [.13]  
.XXXX: ±.0020 [.051]

**PROPRIETARY NOTE**  
THIS DOCUMENT CONTAINS CONFIDENTIAL AND PROPRIETARY INFORMATION AND ALL DESIGN, MANUFACTURING, REPRODUCTION, USE, PATENT RIGHTS AND SALES RIGHTS ARE EXPRESSLY RESERVED BY SAMTEC, INC. THIS DOCUMENT SHALL NOT BE DISCLOSED, IN WHOLE OR PART, TO ANY UNAUTHORIZED PERSON OR ENTITY NOR REPRODUCED, TRANSFERRED OR INCORPORATED IN ANY OTHER PROJECT IN ANY MANNER WITHOUT THE EXPRESS WRITTEN CONSENT OF SAMTEC, INC.

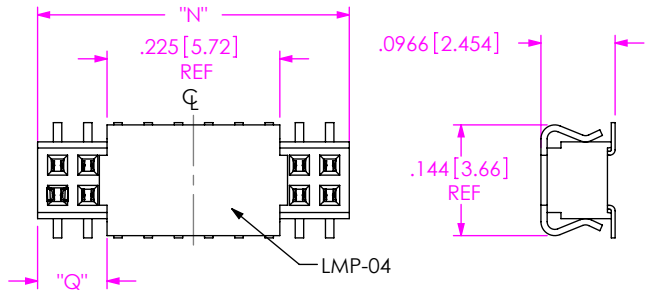


520 PARK EAST BLVD., NEW ALBANY, IN 47150  
PHONE: 812-944-6733 FAX: 812-948-5047  
e-Mail: info@SAMTEC.com code 55322

MATERIAL: DO NOT SCALE DRAWING SHEET SCALE: 2:1  
BODY: LCP, UL 94 V0  
COLOR: BLACK  
TERMINAL:  
PHOS BRONZE

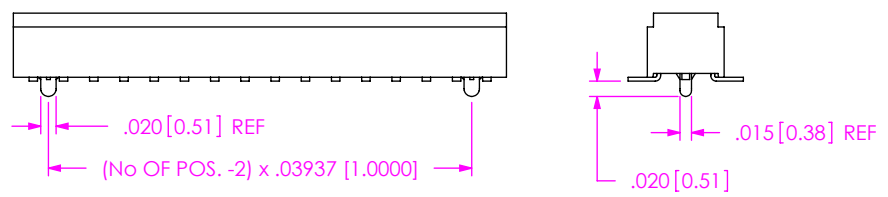
DESCRIPTION:  
LOW PROFILE 1MM x 1MM DOUBLE ROW BODY  
DWG. NO. CLM-1XX-XX-XX-D-XX  
BY: G. PURVIS 08/10/94 SHEET 1 OF 2

**FIG 3**  
**-P: PICK & PLACE PAD**  
 AVAILABLE ON POSITIONS 7 THRU 50 ONLY

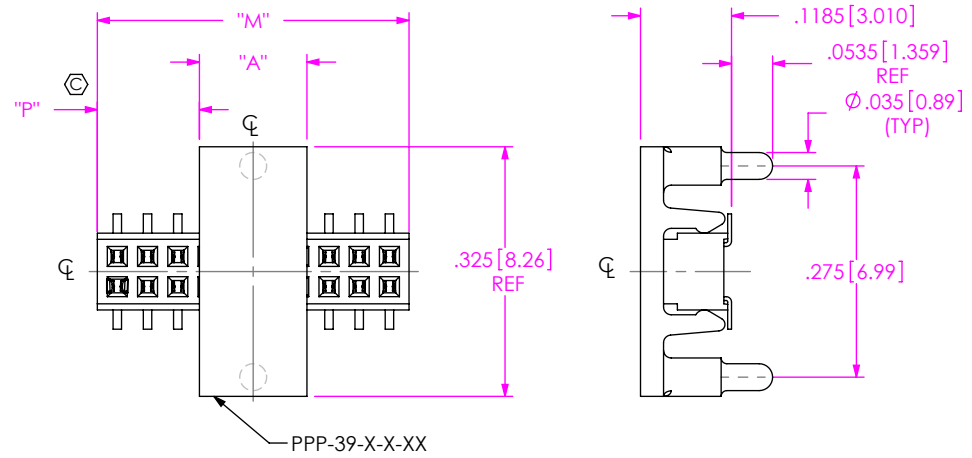


NOTE: "N" = USED MEASURED DIMENSION (REF)  
 "Q" =  $\{("N" - .225[5.72]) / 2\} \pm .020[.51]$

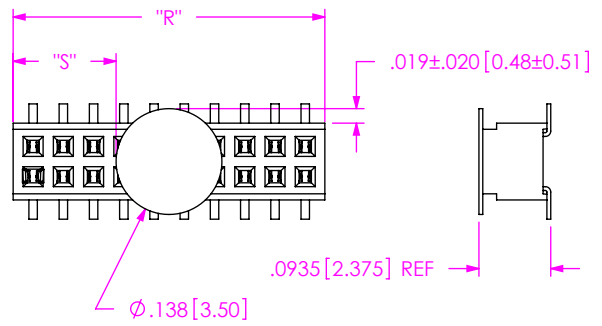
**FIG 5**  
**-A: MOLDED ALIGNMENT PIN**



**FIG 4**  
**-PA: PICK & PLACE PAD WITH ALIGNMENT PINS**



**FIG 6**  
**-K: POLYAMIDE FILM PAD**  
 AVAILABLE ON POSITIONS 7 THRU 50 ONLY



NOTE: "R" = USED MEASURED DIMENSION (REF)  
 "S" =  $\{("R" - .138[3.50]) / 2\} \pm .020[.51]$

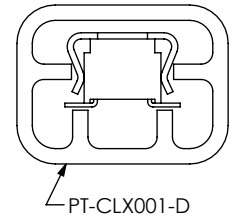
**-PACKAGING**  
 (SEE NOTE 4)

**BH**

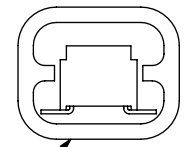
TABLE 2 (INCLUDES -D & -D-BE)		
OPTION	TUBE	PLUG
-P, -A-P	PT-CLX001-D	TP-33
-NONE -A, -A-K, -K	PT-1-24-01-50	TP-33

NOTE: ALL -PA OPTION PARTS SHIP IN EIA-960 TRAYS.

**BH**



PT-CLX001-D



PT-1-24-01-50

POS / ROW	"A"	"M"	"P"
4-15	.140[3.58] REF	USED MEASURED DIMENSION(REF)	$\{("M" - "A") / 2\} \pm .010[.25]$
16-50	.280[7.11] REF		

POSITIONS		PAD
EVEN	4-14	PPP-39-E-4-15
	16-50	PPP-39-E-16-50
ODD	5-15	PPP-39-O-4-15
	17-49	PPP-39-O-16-50

**PROPRIETARY NOTE**  
 THIS DOCUMENT CONTAINS CONFIDENTIAL AND PROPRIETARY INFORMATION AND ALL DESIGN, MANUFACTURING, REPRODUCTION, USE, PATENT RIGHTS AND SALES RIGHTS ARE EXPRESSLY RESERVED BY SAMTEC, INC. THIS DOCUMENT SHALL NOT BE DISCLOSED, IN WHOLE OR PART, TO ANY UNAUTHORIZED PERSON OR ENTITY NOR REPRODUCED, TRANSFERRED OR INCORPORATED IN ANY OTHER PROJECT IN ANY MANNER WITHOUT THE EXPRESS WRITTEN CONSENT OF SAMTEC, INC.



520 PARK EAST BLVD, NEW ALBANY, IN 47150  
 PHONE: 812-944-6733 FAX: 812-948-5047  
 e-Mail info@SAMTEC.com code 55322

DO NOT SCALE DRAWING

SHEET SCALE: 4:1

DESCRIPTION:  
 LOW PROFILE 1MM x 1MM DOUBLE ROW BODY

DWG. NO. **CLM-1XX-XX-XX-D-XX**

BY: G. PURVIS 08/10/94 SHEET 2 OF 2