



Chipsmall Limited consists of a professional team with an average of over 10 year of expertise in the distribution of electronic components. Based in Hongkong, we have already established firm and mutual-benefit business relationships with customers from,Europe,America and south Asia,supplying obsolete and hard-to-find components to meet their specific needs.

With the principle of “Quality Parts,Customers Priority,Honest Operation,and Considerate Service”,our business mainly focus on the distribution of electronic components. Line cards we deal with include Microchip,ALPS,ROHM,Xilinx,Pulse,ON,Everlight and Freescale. Main products comprise IC,Modules,Potentiometer,IC Socket,Relay,Connector.Our parts cover such applications as commercial,industrial, and automotives areas.

We are looking forward to setting up business relationship with you and hope to provide you with the best service and solution. Let us make a better world for our industry!



Contact us

Tel: +86-755-8981 8866 Fax: +86-755-8427 6832

Email & Skype: info@chipsmall.com Web: www.chipsmall.com

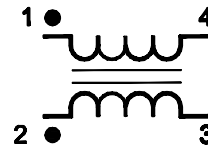
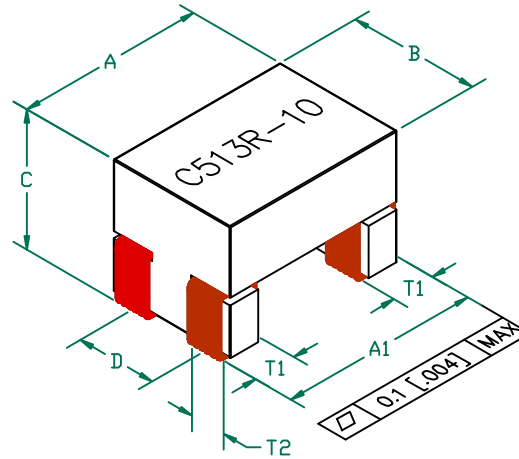
Address: A1208, Overseas Decoration Building, #122 Zhenhua RD., Futian, Shenzhen, China



CM1812C282R-10

PHYSICAL DIMENSIONS:

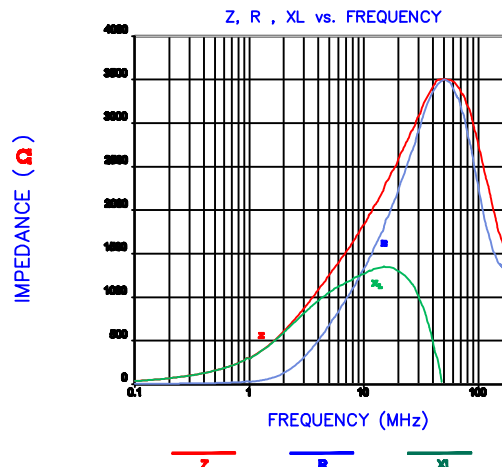
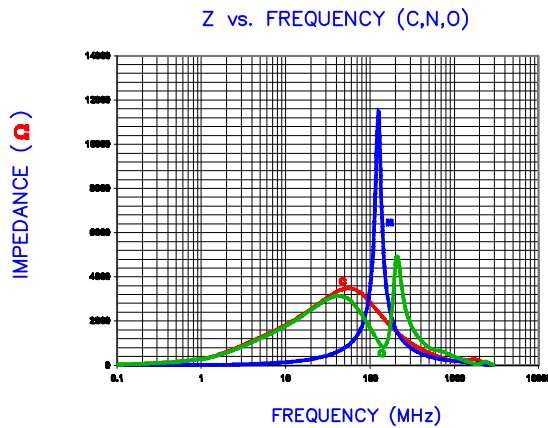
A	5.00	[.197]	+	MAX.
A ₁	5.20	[.205]	+	MAX.
B	3.50	[.138]	+	MAX.
C	3.55	[.140]	+	MAX.
D	1.65	[.065]	+	0.55 [.022]
T1	1.00	[.039]	+	0.40 [.016]
T2	0.50	[.020]	+	0.20 [.008]



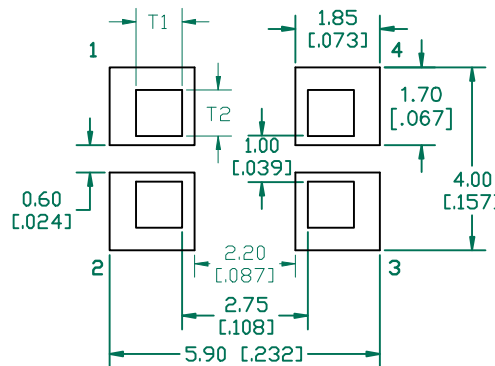
ELECTRICAL SPECIFICATION @ 25°C
OPERATING TEMPERATURE RANGE: -40°C TO +125°C

PARAMETER SYMBOL	REQUIREMENTS		
	MIN	TYP	MAX
Z SPEC Ω @ 100 MHz	2,115	2,820	3,525
DCR (Ω)			0.50
RATED CURRENT (mA)			200
RATED VOLTAGE (Vdc)			80

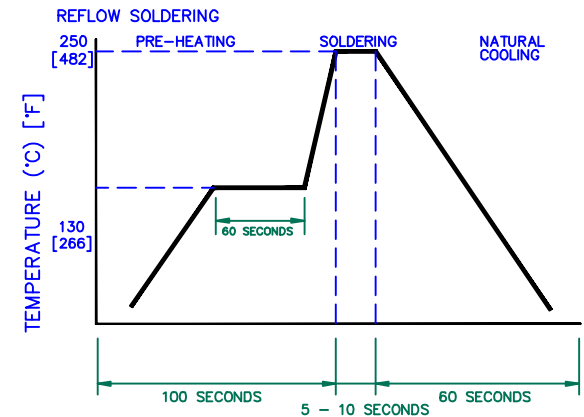
- NOTES: UNLESS OTHERWISE SPECIFIED
1. TAPED AND REELED ON 13" REELS, 2000 PCS/REEL.
 2. OPEN BOTTOM CONSTRUCTION.
 3. COMPONENTS SHOULD BE ADEQUATELY PREHEATED BEFORE SOLDERING.
 4. PRE-TINNED DIMENSIONS AND TOLERANCES.



LAND PATTERNS FOR REFLOW SOLDERING



RECOMMENDED SOLDERING CONDITIONS



UNCONTROLLED DOCUMENT

DIMENSIONS ARE IN mm [INCHES].				This print is the property of Laird Tech. and is loaned in confidence subject to return upon request and with the understanding that no copies shall be made without the written consent of Laird Tech. All rights to design or invention are reserved.			
D	ADD DIMENSIONS TOLERANCE AND RATING VOLTAGE	08/06/13	QIU	PROJECT/PART NUMBER:	REV	PART TYPE:	DRAWN BY:
C	UPDATE COMPANY LOGO	04/28/09	JRK	CM1812C282R-10	D	COMMON MODE CHOKE	JRK
B	UPDATE COMPANY LOGO	05/15/07	JRK	DATE:	SCALE:	NTS	SHEET:
A	ORIGINAL DRAFT	05/16/06	JRK	05/16/06			
REV	DESCRIPTION	DATE	INT	GAD #	TOOL #		1 of 1