



Chipsmall Limited consists of a professional team with an average of over 10 year of expertise in the distribution of electronic components. Based in Hongkong, we have already established firm and mutual-benefit business relationships with customers from,Europe,America and south Asia,supplying obsolete and hard-to-find components to meet their specific needs.

With the principle of "Quality Parts,Customers Priority,Honest Operation,and Considerate Service",our business mainly focus on the distribution of electronic components. Line cards we deal with include Microchip,ALPS,ROHM,Xilinx,Pulse,ON,Everlight and Freescale. Main products comprise IC,Modules,Potentiometer,IC Socket,Relay,Connector.Our parts cover such applications as commercial,industrial, and automotives areas.

We are looking forward to setting up business relationship with you and hope to provide you with the best service and solution. Let us make a better world for our industry!



## Contact us

Tel: +86-755-8981 8866 Fax: +86-755-8427 6832

Email & Skype: info@chipsmall.com Web: www.chipsmall.com

Address: A1208, Overseas Decoration Building, #122 Zhenhua RD., Futian, Shenzhen, China



# Steward

Advanced Ferrite Materials, EMI Suppression, and Inductive Products

Home • Ferrite Product Lines • New Products • Technical • General • Contact • Steward Sales

## CM3440Z171R-00

### STEWARD PART NUMBERING SYSTEM

<b>CM</b>	<b>2545</b>	<b>X</b>	<b>111</b>	<b>B</b>	<b>-</b>	<b>00</b>
PRODUCT SERIES CODE	PART SIZE CODE	RATED CURRENT CODE	IMPEDANCE VALUE CODE	PACKAGING CODE	ADDITIONAL DESCRIPTION	

Ambient Operating Temperature Range: -55°C to +125°C

Surface Mount

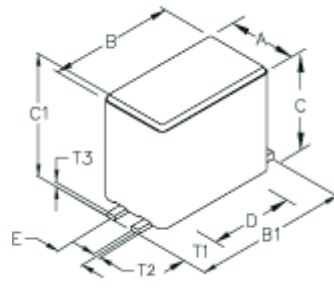


Figure #1

Thru-Hole

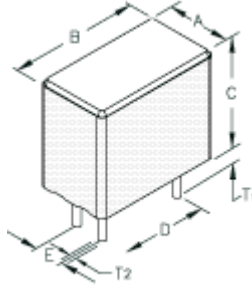


Figure #2

Surface Mount

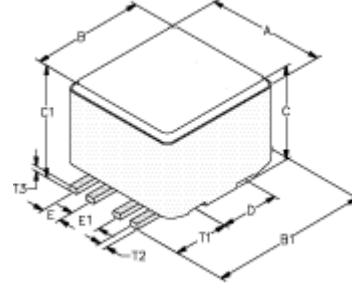


Figure #3

Surface Mount

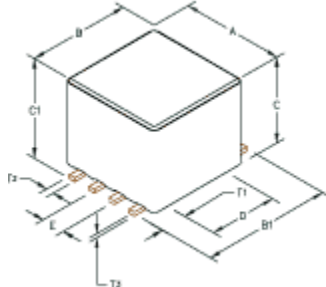


Figure #4

Thru-Hole

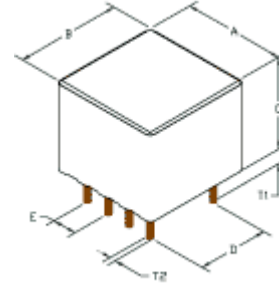
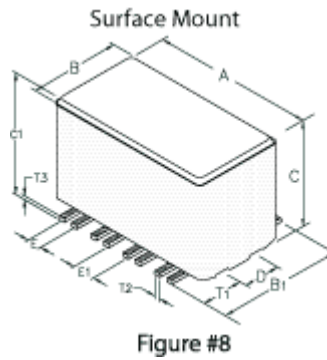
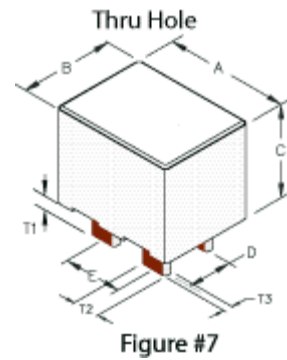
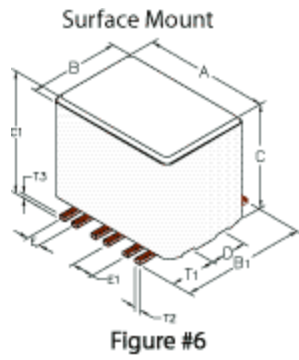


Figure #5



**Drawing Figure #**

Figure Number
1

**Electrical Characteristics**

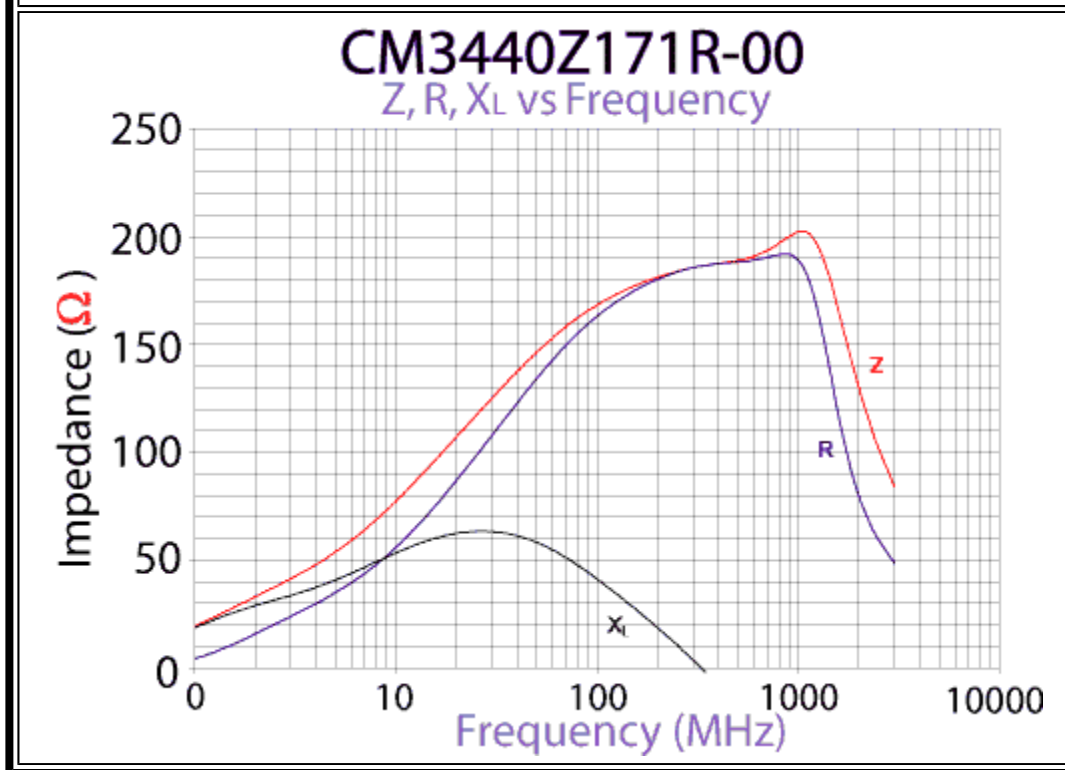
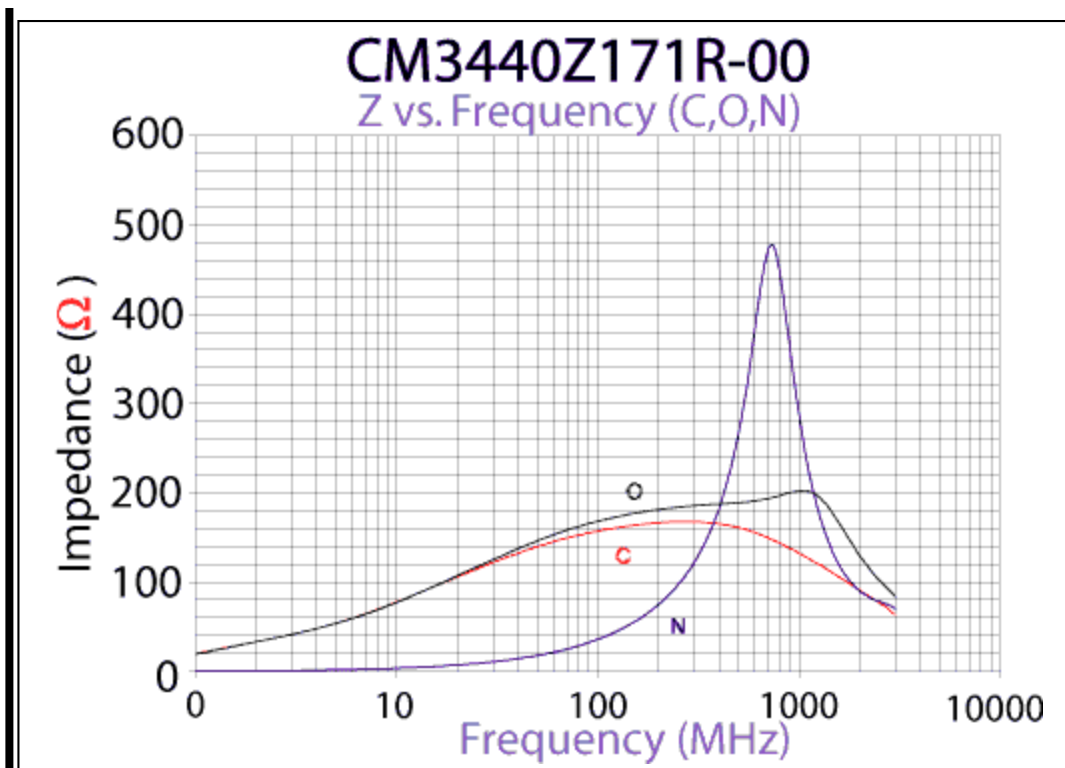
NET Z @ 100 MHz	DCR Max	Rated Current mA
170	0.001	20000

**Physical Dimensions**

A	B	B1	C	C1	D	E	E1	A	B	B1	C	C1	D	E	E1
mm	mm	mm	mm	mm	mm	mm	mm	in	in	in	in	in	in	in	in
8.51	10.03	11.05	9.32	10.49	4.06	2.54	-	0.335	0.395	0.435	0.367	0.413	0.160	0.100	-

**Wire Dimensions**

T1 mm	T2 mm	T3 mm	T1 in	T2 in	T3 in
3.56	0.76	0.76	0.140	0.030	0.030



Specifications, which provide more details for the correct use of the described products, are available upon request. All specifications are subject to change without notice. For more information on any of the products listed above, please contact Steward customer service department at (800) 634-2673.

[americas@steward.com](mailto:americas@steward.com)[mexico@steward.com](mailto:mexico@steward.com)[europa@steward.com](mailto:europa@steward.com)[asia@steward.com](mailto:asia@steward.com)

Copyright© 2004 Steward, Inc.

Last Updated: 2/24/2004