



Chipsmall Limited consists of a professional team with an average of over 10 year of expertise in the distribution of electronic components. Based in Hongkong, we have already established firm and mutual-benefit business relationships with customers from,Europe,America and south Asia,supplying obsolete and hard-to-find components to meet their specific needs.

With the principle of “Quality Parts,Customers Priority,Honest Operation,and Considerate Service”,our business mainly focus on the distribution of electronic components. Line cards we deal with include Microchip,ALPS,ROHM,Xilinx,Pulse,ON,Everlight and Freescale. Main products comprise IC,Modules,Potentiometer,IC Socket,Relay,Connector.Our parts cover such applications as commercial,industrial, and automotives areas.

We are looking forward to setting up business relationship with you and hope to provide you with the best service and solution. Let us make a better world for our industry!



## Contact us

Tel: +86-755-8981 8866 Fax: +86-755-8427 6832

Email & Skype: info@chipsmall.com Web: www.chipsmall.com

Address: A1208, Overseas Decoration Building, #122 Zhenhua RD., Futian, Shenzhen, China



**MODEL:** CMS-15116-SP | **DESCRIPTION:** SPEAKER

**FEATURES**

- 6  $\Omega$  impedance
- micro-speaker
- small footprint
- spring leads

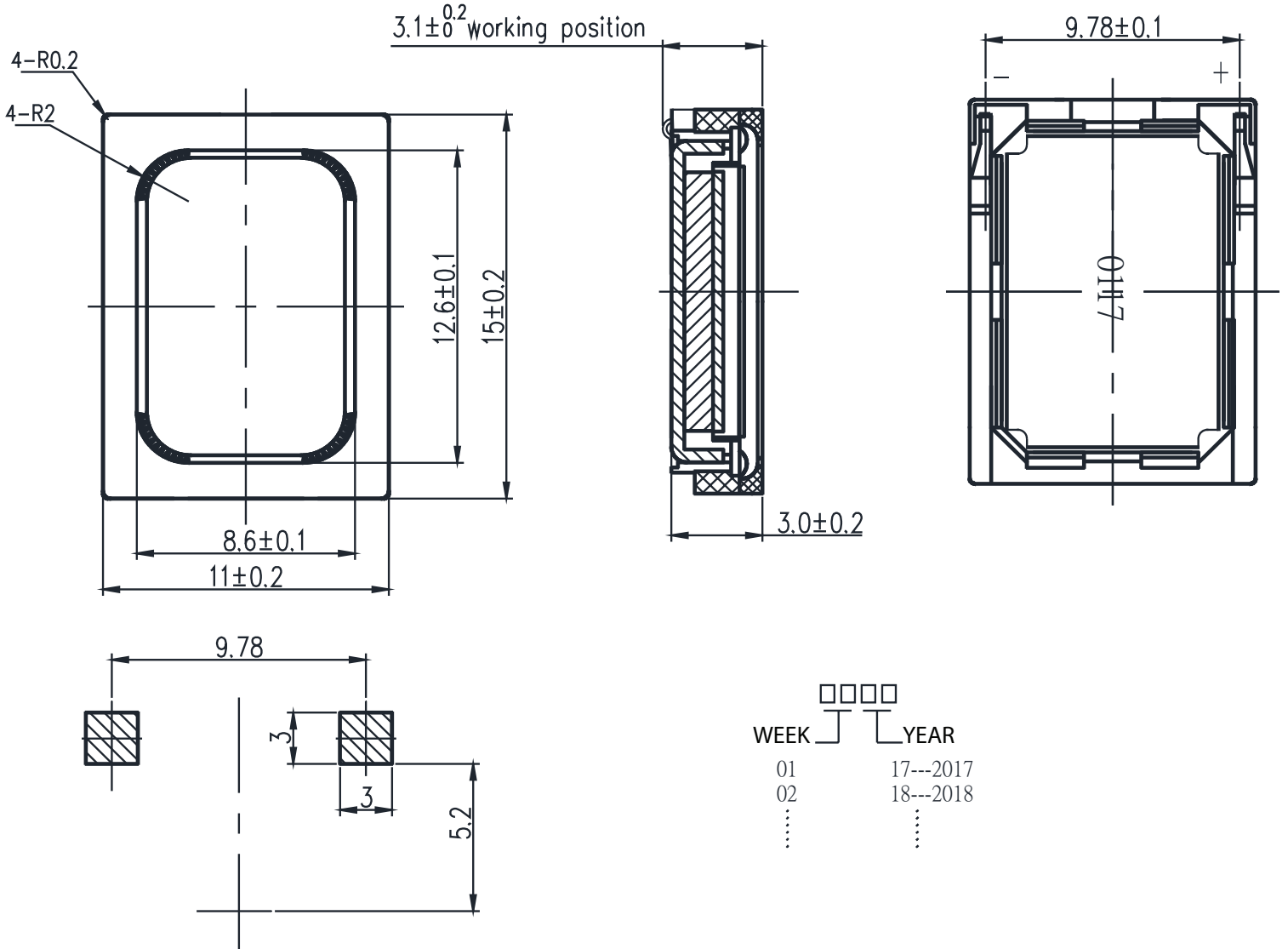

**SPECIFICATIONS**

parameter	conditions/description	min	typ	max	units
input power	maximum power: IEC-60268-5, filter 60s on/120s off, 10 cycles at room temp in 1 cc closed box		0.94	1.3	W
impedance	at 2.0 kHz, 1.0 V	5.1	6	6.9	$\Omega$
resonant frequency (Fo)	at 1.0 V at 1.0 V in 1cc closed box	467.5 765	550 900	632.5 1,035	Hz Hz
frequency response	output SPL $\pm$ 10 dB	Fo		15,000	Hz
sound pressure level	at 0.94 W, 0.1 m ave, at 1.0, 1.5, 2.0, 3.0 kHz in 1 cc closed box	86	89	92	dB
distortion	at 1.0 kHz, 0.94 W			10	%
buzz, rattle, etc.	must be normal at sine wave between Fo ~ 20 kHz in 1 cc closed box		2.37		V
polarity	cone will move forward with positive dc current to "+" terminal				
dimensions	15 x 11 x 3				mm
magnet	Nd-Fe-B				
material	PPA				
cone material	mylar				
terminal	spring contact				
weight			1.4		g
operating temperature		-30		70	$^{\circ}$ C
storage temperature		-40		85	$^{\circ}$ C
RoHS	2011/65/EU				

Notes: 1. All specifications measured at 5~35 $^{\circ}$ C, humidity at 45~85%, under 86~106 kPa pressure, unless otherwise noted.

## MECHANICAL DRAWING

units: mm  
tolerance:  $\pm 0.2$  mm



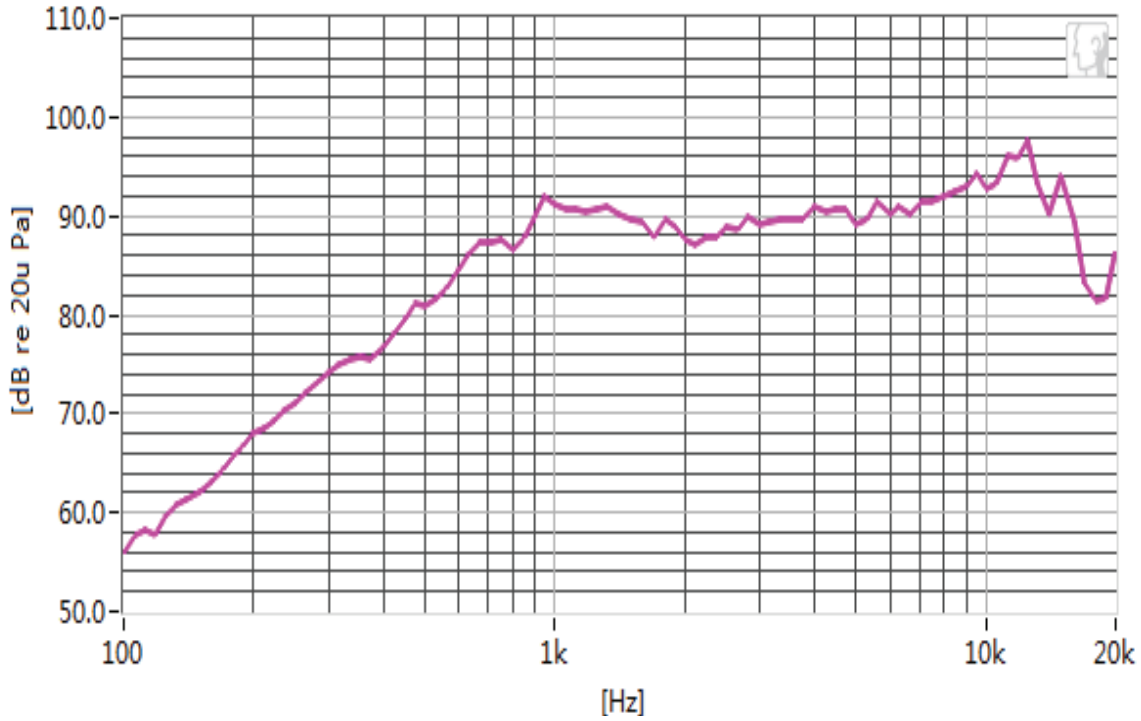
WEEK	YEAR
01	17---2017
02	18---2018
...	...

Recommended Pad Layout  
Top View

## RESPONSE CURVES

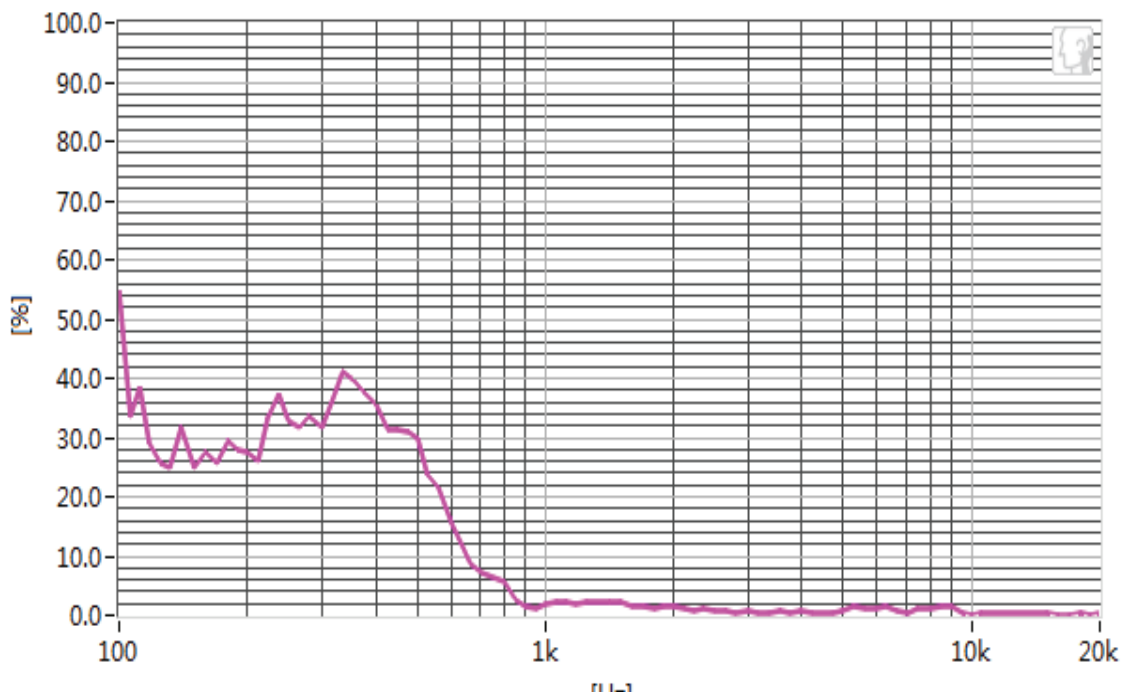
### Frequency Response Curve

Test condition: 0.94W/10cm in 1cc box



### Total Harmonic Distortion Curve

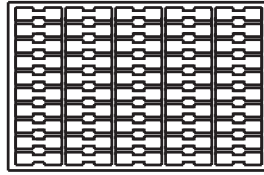
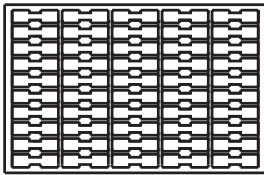
Test condition: 0.94W/10cm in 1cc closed box



## PACKAGING

units: mm

Tray Size: 220 x 300 x 8 mm  
 Inner Unit Size: 220 x 300 x 85 mm  
 Carton Size: 460 x 320 x 120 mm  
 Tray QTY: 100 pcs per tray  
 Inner Unit QTY: 1,000 pcs per unit  
 Carton QTY: 2,000 pcs per carton  
 N.W.: 2.7 KGS  
 G.W.: 3.95 KGS

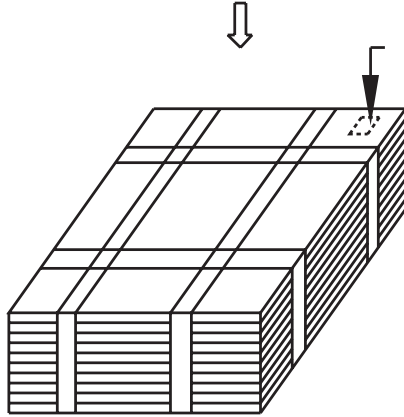


Paper+Bubble cotton(100 PCS)

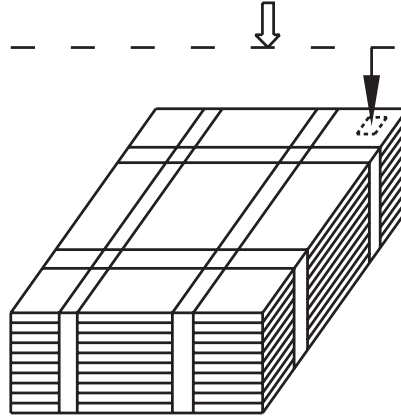
220×300×8

Paper+Bubble cotton(1000 PCS)

220×300×85



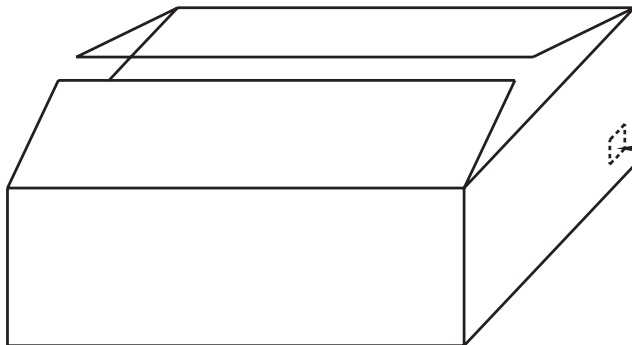
1000PCS  
220×300×85



1000PCS  
220×300×85

Lot No.	XXXXXXXXXX
Model No.	CUI Inv#: CUI Part#.
Quantity.	XXXX Pcs
Date:	DD MM YY <b>RoHs Compliant</b>
MADE IN CHINA	
CUI Inc	

\* The label stuck on inner boxes and the outer of carton.



CARTON BOX(2000PCS)  
460×320×120

## REVISION HISTORY

---

<b>rev.</b>	<b>description</b>	<b>date</b>
1.0	initial release	08/14/2017
1.01	updated datasheet	12/19/2017

The revision history provided is for informational purposes only and is believed to be accurate.



**Headquarters**  
20050 SW 112th Ave.  
Tualatin, OR 97062  
**800.275.4899**

Fax 503.612.2383  
**cui.com**  
techsupport@cui.com

CUI offers a one (1) year limited warranty. Complete warranty information is listed on our website.

CUI reserves the right to make changes to the product at any time without notice. Information provided by CUI is believed to be accurate and reliable. However, no responsibility is assumed by CUI for its use, nor for any infringements of patents or other rights of third parties which may result from its use.

CUI products are not authorized or warranted for use as critical components in equipment that requires an extremely high level of reliability. A critical component is any component of a life support device or system whose failure to perform can be reasonably expected to cause the failure of the life support device or system, or to affect its safety or effectiveness.