



Chipsmall Limited consists of a professional team with an average of over 10 year of expertise in the distribution of electronic components. Based in Hongkong, we have already established firm and mutual-benefit business relationships with customers from,Europe,America and south Asia,supplying obsolete and hard-to-find components to meet their specific needs.

With the principle of “Quality Parts,Customers Priority,Honest Operation,and Considerate Service”,our business mainly focus on the distribution of electronic components. Line cards we deal with include Microchip,ALPS,ROHM,Xilinx,Pulse,ON,Everlight and Freescale. Main products comprise IC,Modules,Potentiometer,IC Socket,Relay,Connector.Our parts cover such applications as commercial,industrial, and automotives areas.

We are looking forward to setting up business relationship with you and hope to provide you with the best service and solution. Let us make a better world for our industry!



## Contact us

Tel: +86-755-8981 8866 Fax: +86-755-8427 6832

Email & Skype: info@chipsmall.com Web: www.chipsmall.com

Address: A1208, Overseas Decoration Building, #122 Zhenhua RD., Futian, Shenzhen, China





Smart Technology. Delivered.

# CMSA69273

## 698-960 MHz/1690-2700 MHz Ceiling Mount Antenna



CMSA69273



### MULTI-BAND CEILING MOUNTED OMNIDIRECTIONAL ANTENNA

The CMSA69273 is an indoor wideband omnidirectional ceiling mount antenna. It is designed to provide pattern coverage that is optimized for indoor coverage requirements at 698-960 MHz, and 1690-2700 MHz for the GSM, DCS, UMTS, AWS-3, and LTE/WiMAX frequency bands. The antenna features a pattern that has been specifically shaped to provide optimal performance from a ceiling mount location. The pattern is also very uniform and symmetrical, providing system integrators with the ability to precisely determine cell size.

#### FEATURES

- Low profile aesthetically neutral housing.
- Mounts directly and easily to ceiling tile.
- Performance optimized using Laird proprietary RF optimization tools.
- Excellent flame rating.
- Low PIM performance minimizes interference.

#### MARKETS

- Meeting rooms
- Offices
- Hotels
- Bus terminals
- Train stations
- Museums
- Libraries
- Retail malls
- Other in-building areas

### PARAMETER SPECIFICATIONS

Model	CMSA69273							
Frequency	698-806	824-894	880-960	1690-1880	1850-1990	1910-2170	2300-2500	2500-2700
Peak Gain, dBi (Typ)	2.1	2.1	2.2	1.9	3.0	3.2	4.3	4.2
Peak Gain, dBi (Max)	2.4	2.4	2.5	2.4	3.5	3.5	4.5	4.4
VSWR, Typ	<1.8:1	<1.8:1	<1.8:1	<1.8:1	<1.7:1	<1.5:1	<1.6:1	<1.8:1
VSWR, Max	<2.0:1	<2.0:1	<2.0:1	<2.0:1	<2.0:1	<2.0:1	<2.0:1	<2.0:1
Nominal Impedance	50Ω							
Polarization	Vertical							
Azimuth 3 dB Beamwidth	360°, Omnidirectional							
Max Power (Ambient 25°C)	50 Watts							
Mounting	Ceiling Mount (Threaded stud)							
Antenna Dimension (H x Dia)	86.0 x 198.8 mm (3.38" x 7.83")							
Weight	0.3 kg (0.7 lbs)							
Antenna Color	White							
Radome	ABS, UL94 HB Rating							
Operating Temperature	-30°C to +70°C							
Storage Temperature	-40°C to +85°C							
Material substance compliance	RoHS							

### CONFIGURATION

PART NUMBER	CABLE LENGTH	CONNECTOR
CMSA69273-B30NF	30 cm (12")	Type N-female

Americas: +1.847 839.6925  
IAS-AmericasSales@lairdtech.com

Europe: +44.1628.858941  
IAS-EUSales@lairdtech.com

Asia: IAS-AsiaSales@lairdtech.com

Middle East and Africa: +44.1628.858941  
IAS-MEASales@lairdtech.com

[www.lairdtech.com](http://www.lairdtech.com)

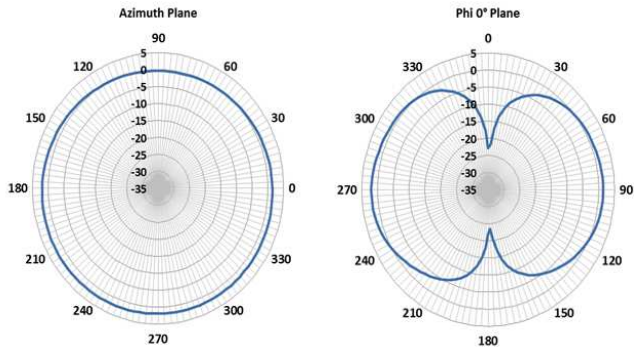
Laird warrants to the original end user customer of its products that its products are free from defects in material and workmanship. Subject to conditions and limitations Laird will, at its option, either repair or replace any part of its products that prove defective by reason of improper workmanship or materials. This limited warranty is in force for the useful lifetime of the original end product into which the Laird product is installed. Useful lifetime of the original end product may vary but is not to exceed five (5) years from the original date of the end product purchase.



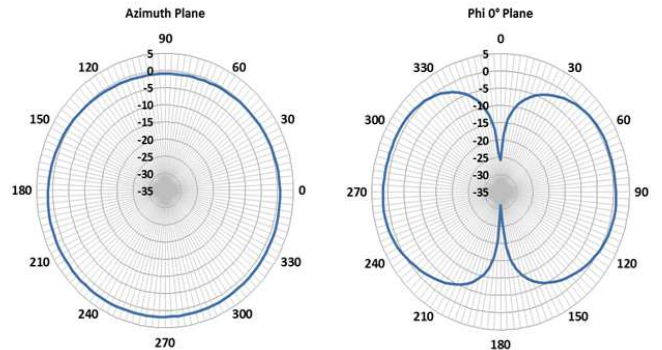


**RADIATION PATTERNS**

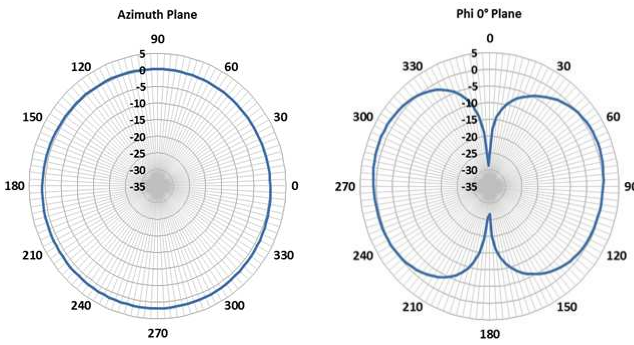
**698 MHz**



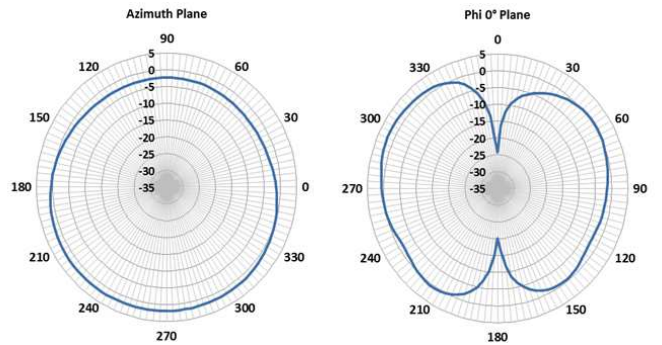
**824 MHz**



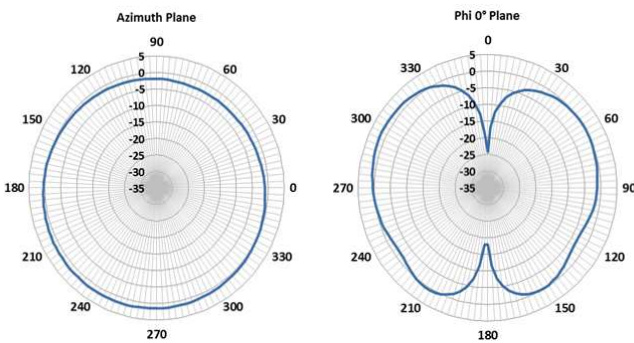
**960 MHz**



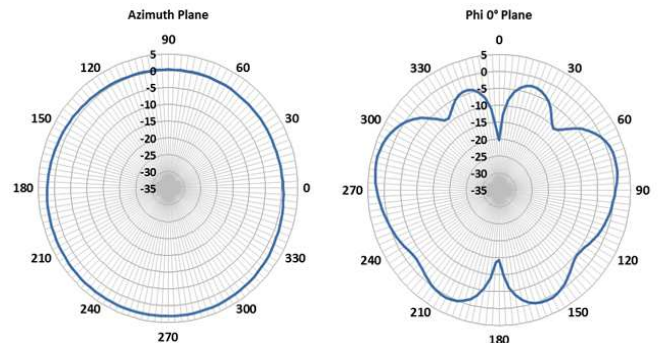
**1690 MHz**



**1880 MHz**

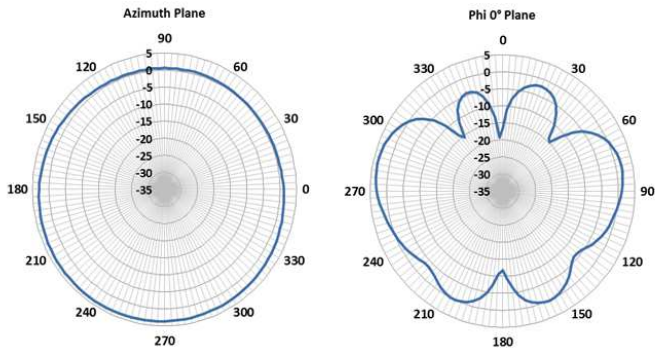


**2170 MHz**

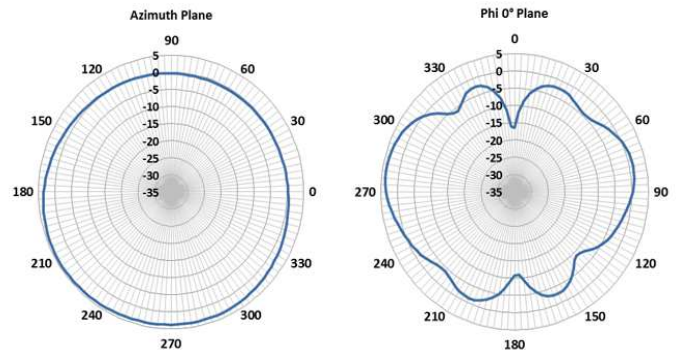


**RADIATION PATTERNS**

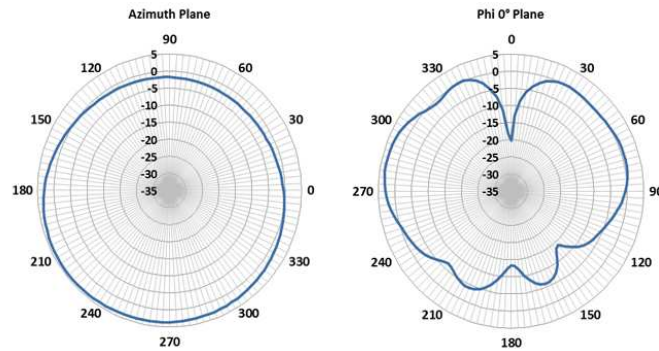
**2305 MHz**



**2457 MHz**



**2700 MHz**



**ANT-DS-CMSA69273 0716**

Any information furnished by Laird Technologies, Inc. and its agents is believed to be accurate and reliable. All specifications are subject to change without notice. Responsibility for the use and application of Laird Technologies materials rests with the end user. Laird Technologies makes no warranties as to the fitness, merchantability, suitability or non-infringement of any Laird Technologies materials or products for any specific or general uses. Laird Technologies shall not be liable for incidental or consequential damages of any kind. All Laird Technologies products are sold pursuant to the Laird Technologies' Terms and Conditions of sale in effect from time to time, a copy of which will be furnished upon request. © Copyright 2015 Laird Technologies, Inc. All Rights Reserved. Laird, Laird Technologies, the Laird Technologies Logo, and other marks are trade marks or registered trade marks of Laird Technologies, Inc. or an affiliate company thereof. Other product or service names may be the property of third parties. Nothing herein provides a license under any Laird Technologies or any third party intellectual property rights.