



Chipsmall Limited consists of a professional team with an average of over 10 year of expertise in the distribution of electronic components. Based in Hongkong, we have already established firm and mutual-benefit business relationships with customers from,Europe,America and south Asia,supplying obsolete and hard-to-find components to meet their specific needs.

With the principle of "Quality Parts,Customers Priority,Honest Operation,and Considerate Service",our business mainly focus on the distribution of electronic components. Line cards we deal with include Microchip,ALPS,ROHM,Xilinx,Pulse,ON,Everlight and Freescale. Main products comprise IC,Modules,Potentiometer,IC Socket,Relay,Connector.Our parts cover such applications as commercial,industrial, and automotives areas.

We are looking forward to setting up business relationship with you and hope to provide you with the best service and solution. Let us make a better world for our industry!



## Contact us

Tel: +86-755-8981 8866 Fax: +86-755-8427 6832

Email & Skype: info@chipsmall.com Web: www.chipsmall.com


Address: A1208, Overseas Decoration Building, #122 Zhenhua RD., Futian, Shenzhen, China



**MODEL:** CMT-1102-SMT | **DESCRIPTION:** PIEZO BUZZER TRANSDUCER

**FEATURES**

- low current
- low profile
- externally driven



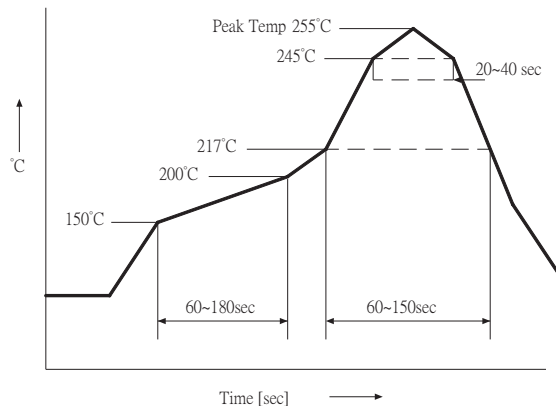
**SPECIFICATIONS**

parameter	conditions/description	min	typ	max	units
operating voltage				25	Vp-p
current consumption	at 5 Vp-p, 4,100 Hz square wave			4.5	mA
rated frequency			4,100		Hz
sound pressure level	at 10 cm, 5 Vp-p, 4,100 Hz square wave	73			dB
electrostatic capacity	at 1 kHz/1 V	8,400	12,000	15,600	pF
dimensions	11 x 9 x 1.7				mm
weight				0.5	g
material	LCP (white)				
terminal	SMT type				
operating temperature		-40		80	°C
storage temperature		-40		80	°C
RoHS	yes				

Note: Add suffix "-TR" to the model for tape & reel packaging

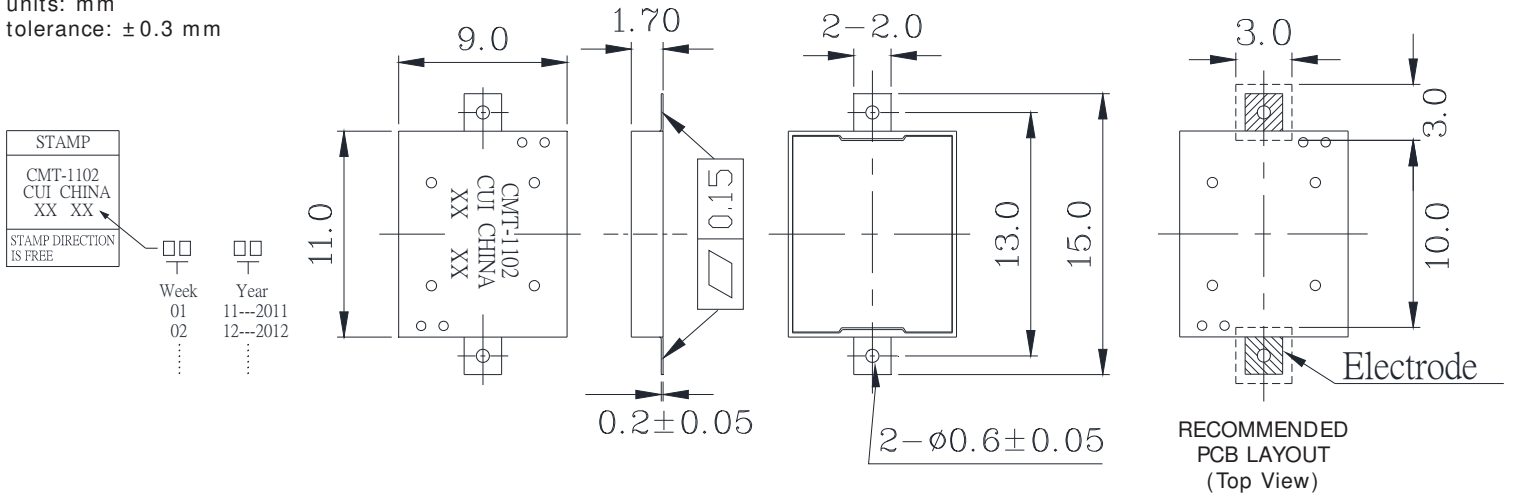
**SOLDERABILITY**

parameter	conditions/description	min	typ	max	units
reflow soldering	see reflow solder profile			255	°C

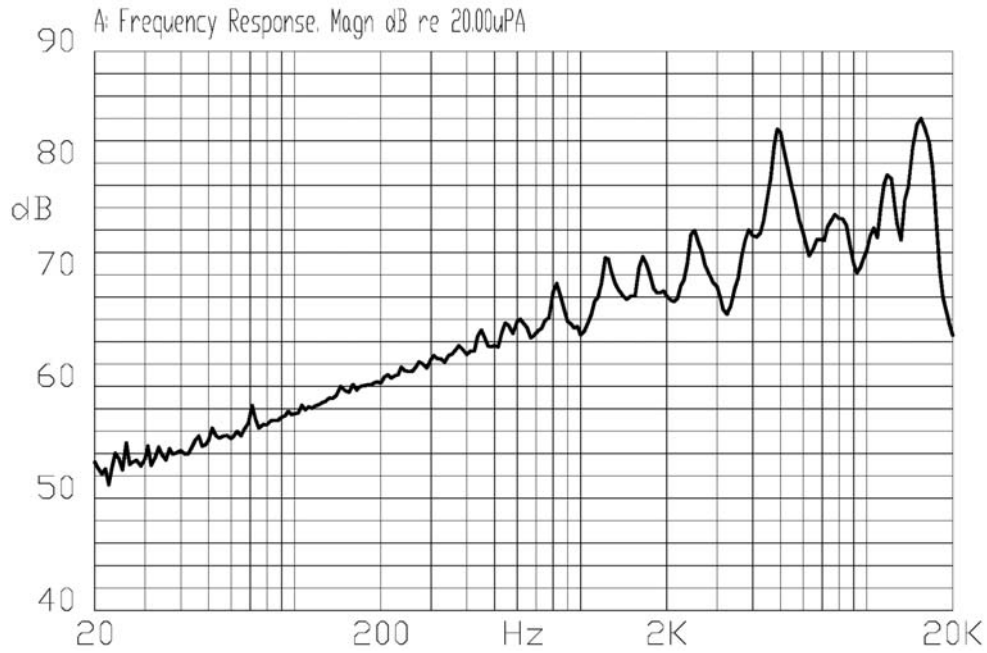


## MECHANICAL DRAWING

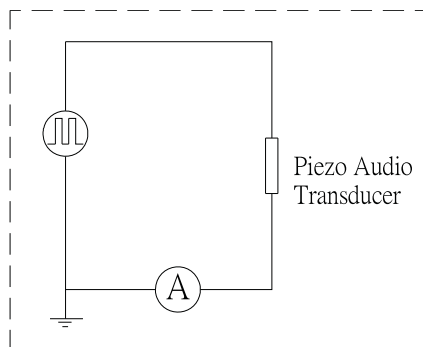
units: mm  
tolerance:  $\pm 0.3$  mm



## FREQUENCY RESPONSE CURVE



## MEASUREMENT METHOD



## REVISION HISTORY

---

<b>rev.</b>	<b>description</b>	<b>date</b>
1.0	initial release	09/19/2006
1.01	applied new template	09/04/2007
1.02	updated part number, added TR package option, applied new spec template	05/06/2013

The revision history provided is for informational purposes only and is believed to be accurate.



**CUI INC**<sup>®</sup>

**Headquarters**  
20050 SW 112th Ave.  
Tualatin, OR 97062  
**800.275.4899**

Fax 503.612.2383  
**cui.com**  
techsupport@cui.com

CUI offers a one (1) year limited warranty. Complete warranty information is listed on our website.

CUI reserves the right to make changes to the product at any time without notice. Information provided by CUI is believed to be accurate and reliable. However, no responsibility is assumed by CUI for its use, nor for any infringements of patents or other rights of third parties which may result from its use.

CUI products are not authorized or warranted for use as critical components in equipment that requires an extremely high level of reliability. A critical component is any component of a life support device or system whose failure to perform can be reasonably expected to cause the failure of the life support device or system, or to affect its safety or effectiveness.