



Chipsmall Limited consists of a professional team with an average of over 10 year of expertise in the distribution of electronic components. Based in Hongkong, we have already established firm and mutual-benefit business relationships with customers from,Europe,America and south Asia,supplying obsolete and hard-to-find components to meet their specific needs.

With the principle of “Quality Parts,Customers Priority,Honest Operation,and Considerate Service”,our business mainly focus on the distribution of electronic components. Line cards we deal with include Microchip,ALPS,ROHM,Xilinx,Pulse,ON,Everlight and Freescale. Main products comprise IC,Modules,Potentiometer,IC Socket,Relay,Connector.Our parts cover such applications as commercial,industrial, and automotives areas.

We are looking forward to setting up business relationship with you and hope to provide you with the best service and solution. Let us make a better world for our industry!



Contact us

Tel: +86-755-8981 8866 Fax: +86-755-8427 6832

Email & Skype: info@chipsmall.com Web: www.chipsmall.com

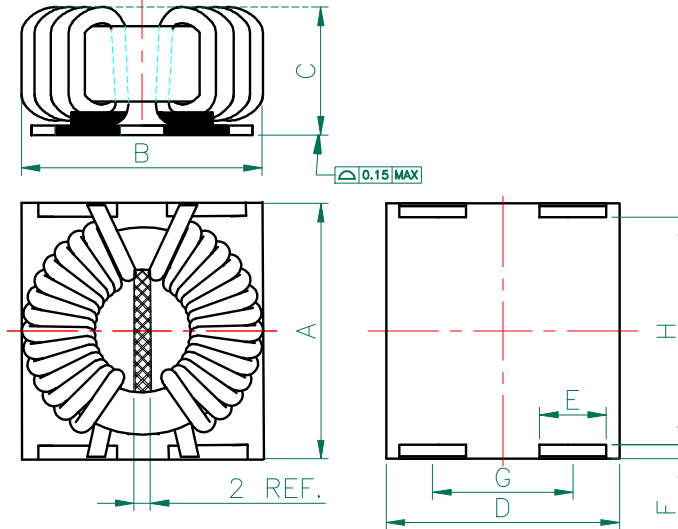
Address: A1208, Overseas Decoration Building, #122 Zhenhua RD., Futian, Shenzhen, China



CMX1211W182B-10

PHYSICAL DIMENSIONS:

A	31.50	MAX
B	28.00	MAX
C	19.00	MAX.
D	25.00	REF.
E	6.00	± 0.25
F	3.35	± 0.25
G	15.24	± 0.30
H	24.20	± 0.30



ELECTRICAL SPECIFICATION

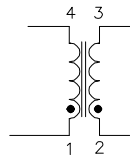
ELECTRICAL CHARACTERISTICS		NOM	MIN	MAX
INDUCTANCE @ 100KHz/100mV 1-4/2-3	uH	1800	1080	2430
DCR 1-4/2-3	mΩ	----	----	14
RATING CURRENT	A	----	----	9
RATING VOLTAGE	Vrms	----	----	250

HIPOT COIL-COIL: 1500VAC

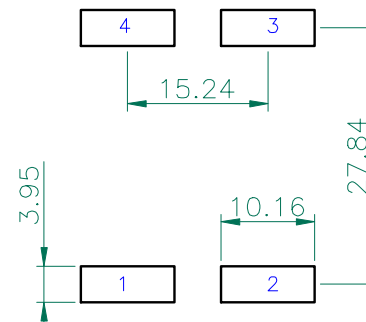
NOTES: UNLESS OTHERWISE SPECIFIED

- COMPONENTS SHOULD BE ADEQUATELY PREHEATED BEFORE SOLDERING.
- TIN: LEAD-FREE SOLDER BAR.
- BASE MATERIAL: PHENOLIC RESIN.
- THIS PART HAS NO PIN POLARITY.
- OPERATION TEMPERATURE RANGE: -40°C TO +125°C (INCLUDING SELF-HEATING).

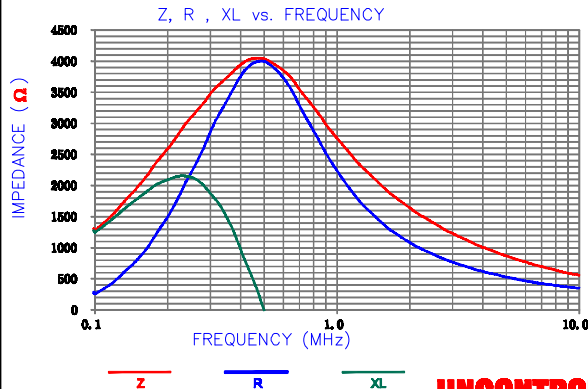
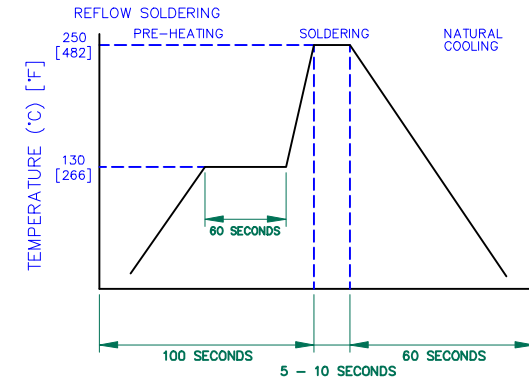
EQUIVALENT CIRCUIT



LAND PATTERNS FOR REFLOW SOLDERING



RECOMMENDED SOLDERING CONDITIONS



UNCONTROLLED DOCUMENT

DIMENSIONS ARE IN mm .				This print is the property of Laird Tech. and is loaned in confidence subject to return upon request and with the understanding that no copies shall be made without the written consent of Laird Tech. All rights to design or invention are reserved.		Laird	
PROJECT/PART NUMBER:				REV	PART TYPE:	DRAWN BY:	
C	CHANGE RATING VOLTAGE UNIT	03/11/13	QIU	CMX1211W182B-10	C	CMX	QIU
B	ADD BOTTOM VIEW AND NOTE 3	01/03/13	QIU	DATE: 11/14/12	SCALE: NTS	SHEET:	
A	ORIGINAL DRAFT	11/14/12	QIU	CAD #	TOOL # -	1 of 1	
REV	DESCRIPTION	DATE	INT	CMX1211W182B-10-C			