



Chipsmall Limited consists of a professional team with an average of over 10 year of expertise in the distribution of electronic components. Based in Hongkong, we have already established firm and mutual-benefit business relationships with customers from,Europe,America and south Asia,supplying obsolete and hard-to-find components to meet their specific needs.

With the principle of “Quality Parts,Customers Priority,Honest Operation,and Considerate Service”,our business mainly focus on the distribution of electronic components. Line cards we deal with include Microchip,ALPS,ROHM,Xilinx,Pulse,ON,Everlight and Freescale. Main products comprise IC,Modules,Potentiometer,IC Socket,Relay,Connector.Our parts cover such applications as commercial,industrial, and automotives areas.

We are looking forward to setting up business relationship with you and hope to provide you with the best service and solution. Let us make a better world for our industry!



Contact us

Tel: +86-755-8981 8866 Fax: +86-755-8427 6832

Email & Skype: info@chipsmall.com Web: www.chipsmall.com

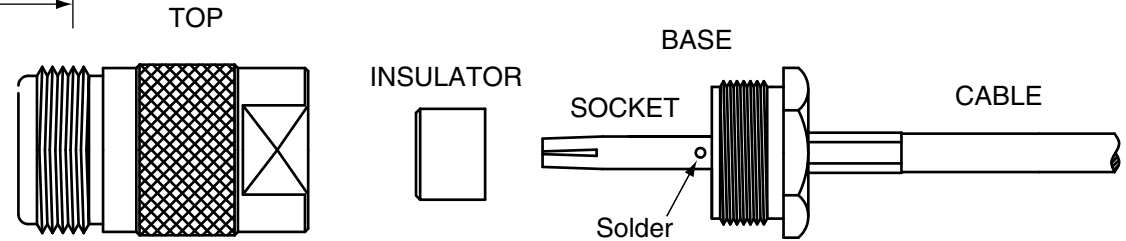
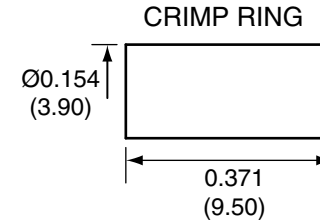
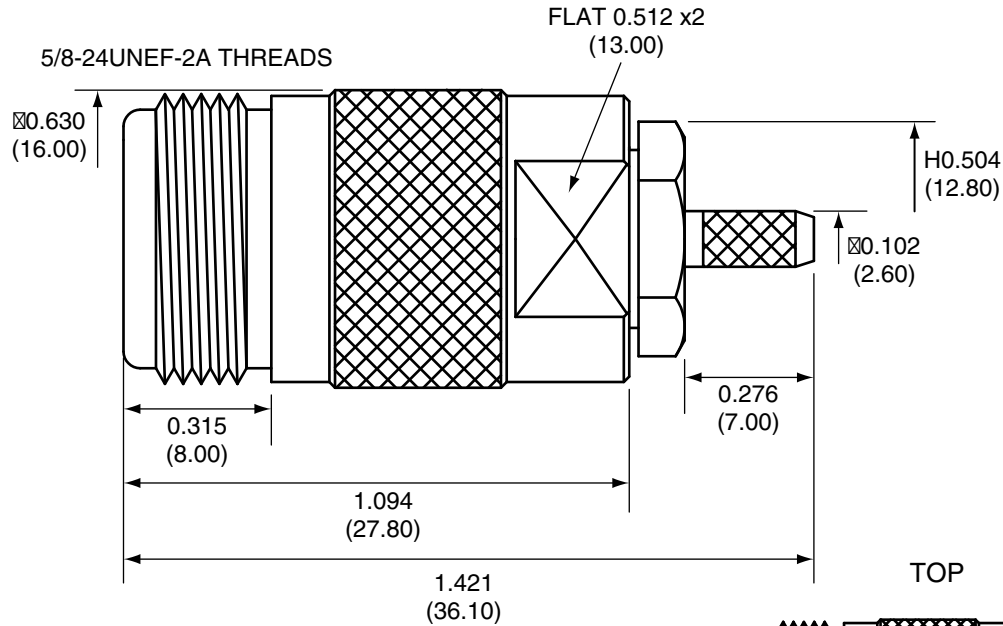
Address: A1208, Overseas Decoration Building, #122 Zhenhua RD., Futian, Shenzhen, China



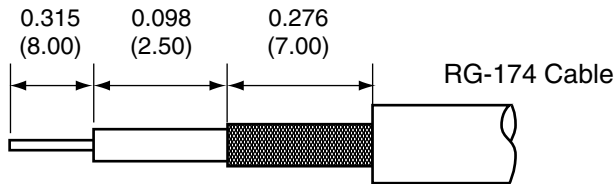
Description	Material	Finish
Body	Brass	Nickel
Socket	Brass	Gold
Insulation	PTFE	N/A
Crimp Ring	Brass	Nickel

REVISIONS			
REV	DESCRIPTION	DATE	APPV
B	Added New Title Block	12-JUL-12	SAH

SIDE VIEW



RECOMMENDED CABLE STRIPPING DIMENSIONS



CONN011 ASSEMBLY INSTRUCTIONS

1. Insert the cable center conductor and insulation into the base
2. Solder the socket to the center conductor.
3. Wrap the braid around the tail of the body and crimp the ring with a hex crimp tool.
4. Put the socket through the insulator.
5. Screw the base into the top.

NOTES: (UNLESS OTHERWISE SPECIFIED)

1. ALL DIMENSIONS ARE IN INCHES [mm].
2. DIMENSIONS APPLY AFTER FINISHING.
3. MANUFACTURE TO BE COMPLIANT WITH EU RoHS DIRECTIVE.
4. SAFETY BREAK ALL SHARP CORNERS AND EDGES .02 MAXIMUM.

WARNING: THIS DRAWING CONTAINS PROPRIETARY INFORMATION THAT IS THE SOLE PROPERTY OF LINX TECHNOLOGIES, AND SHALL BE TREATED AS SUCH. NO DISCLOSURE OR REPRODUCTION OF THIS DOCUMENT IS PERMITTED, IN WHOLE OR IN PART, WITHOUT THE EXPRESS WRITTEN PERMISSION OF LINX TECHNOLOGIES OR ITS DESIGNATED AGENTS.

MATERIAL:	TOLERANCES: .020 [0.50]-.200 [5.00]= ±.008 [0.20] .200 [5.00]-1.200 [30.00]= ±.016 [0.40] 1.20 [30.0]-4.75 [120.0]= ±.024 [0.60] 4.75 [120.0]-12.40 [315.0]= ±.040 [1.0]	PROJECTION:
FINISH:	DRAWN: B.MURPHY DT: 12-JUL-12	ANGLES: ±1°
	ENGR: S.HOGAN DT: 12-JUL-12	

Linx		159 ORT LANE MERLIN, OR 97532	
TITLE: N FEMALE CABLE END CRIMP FOR RG174 CABLE			
SIZE A	DWG. NO. CONN011	REV B	
SCALE: 2:1	DO NOT SCALE DRAWING	SHEET 1 OF 1	