



Chipsmall Limited consists of a professional team with an average of over 10 year of expertise in the distribution of electronic components. Based in Hongkong, we have already established firm and mutual-benefit business relationships with customers from,Europe,America and south Asia,supplying obsolete and hard-to-find components to meet their specific needs.

With the principle of “Quality Parts,Customers Priority,Honest Operation,and Considerate Service”,our business mainly focus on the distribution of electronic components. Line cards we deal with include Microchip,ALPS,ROHM,Xilinx,Pulse,ON,Everlight and Freescale. Main products comprise IC,Modules,Potentiometer,IC Socket,Relay,Connector.Our parts cover such applications as commercial,industrial, and automotives areas.

We are looking forward to setting up business relationship with you and hope to provide you with the best service and solution. Let us make a better world for our industry!



Contact us

Tel: +86-755-8981 8866 Fax: +86-755-8427 6832


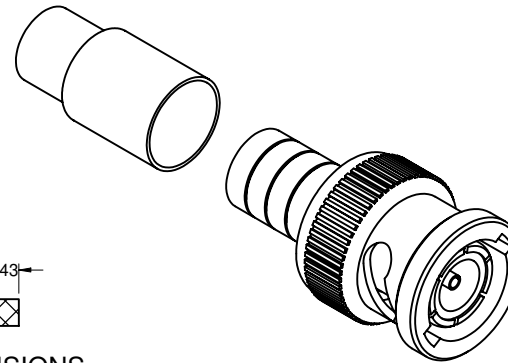
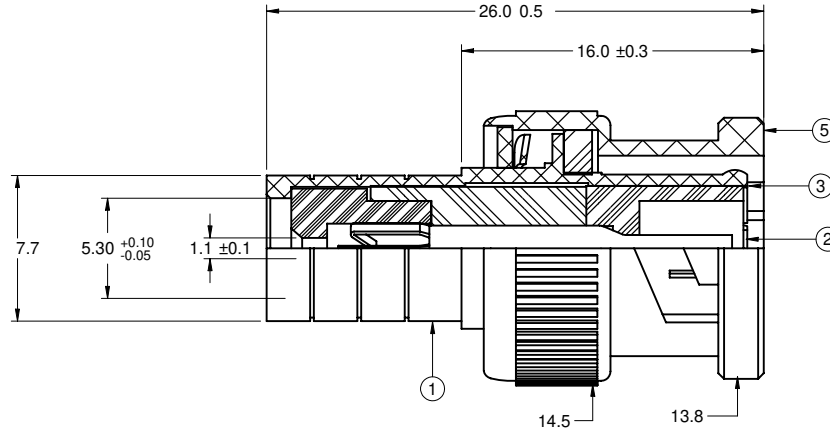
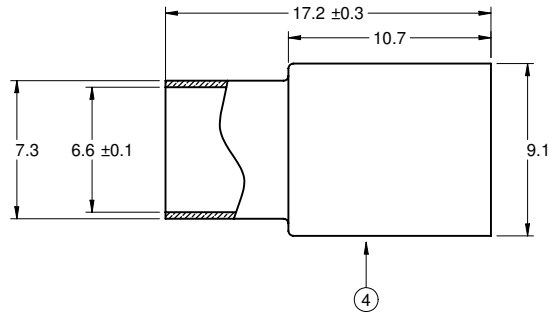
Email & Skype: info@chipsmall.com Web: www.chipsmall.com

Address: A1208, Overseas Decoration Building, #122 Zhenhua RD., Futian, Shenzhen, China



	5			4		3		2		1
PART NUMBER	ITEM ① BODY	ITEM ② CONTACT	ITEM ③ INSULATOR	ITEM ④ CRIMP SLEEVE	ITEM ⑤ CUPLING NUT					
CP-88-4	ZINC NICKEL PLATED	BRASS GOLD PLATED	TEFLON	BRASS NICKEL PLATED	ZINC NICKEL PLATED					

DRAWING NO. CP-88-4										
REVISIONS										
RELEASE FOR QUOTATION										
A	09-26-05	Y	U	W	T					Thomas Chow 2005.10.11 12312971000



CABLE STRIP DIMENSIONS
ASSEMBLY INSTRUCTIONS ON SHEET 2

NOTES:

- ELECTRICAL SPECIFICATIONS**
 IMPEDANCE: 50 OHMS NOMINAL
 FREQUENCY RANGE: 0-4 GHz
 WORKING VOLTAGE: 500 Vrms MAX AT SEA LEVEL
 DIELECTRIC WITHSTANDING VOLTAGE: 1500 vrms AT SEA LEVEL
 CORONA LEVEL: 375 VOLTS MINIMUM AT 70,000 FEET
 CONTACT RESISTANCE: OUTER-0.2 MILLIOHMS MAXIMUM
 CENTER-2.1 MILLIOHMS MAXIMUM
 INSULATION RESISTANCE: 5000 MEGOHMS MINIMUM
- MECHANICAL SPECIFICATIONS**
 DURABILITY: 500 CYCLES MIN
 FORCE TO ENGAGE/DISENGAGE: 3 LBS. MAXIMUM
 CABLE ACCEPTABILITY: RG-MATV-59
- ENVIRONMENTAL SPECIFICATIONS**
 RECOMMENDED TEMPERATURE RANGE: -55 °C TO +85°C
 MOISTURE RESISTANCE: MIL-STD-202

THIS DRAWING TO BE INTERPRETED
PER ANSI Y 14.5M - 1994

COMPANY CONFIDENTIAL



TITLE
**STRAIGHT BNC CRIMP PLUG
FOR RG-MATV-59 STYLE CABLE**

TOLERANCE UNLESS OTHERWISE SPECIFIED		DRAWN BY BETTY.YU	DATE 9-22-05
DECIMALS	mm	CHECKED BY IVON.WANG	DATE 09-24-05
X	+ 0.5	APPROVED BY THOMAS	DATE 09-26-05
X.X	+ 0.2		
X.XX	+ 0.05		
ANGLES	+ 0.5	U/M	mm

THIS DRAWING WAS PRODUCED BY COMPUTER,
DO NOT SCALE DRAWING OR UPDATE MANUALLY.

SHEET 1 OF 2	DRAWING NO. CP-88-4	SIZE C
-----------------	------------------------	-----------

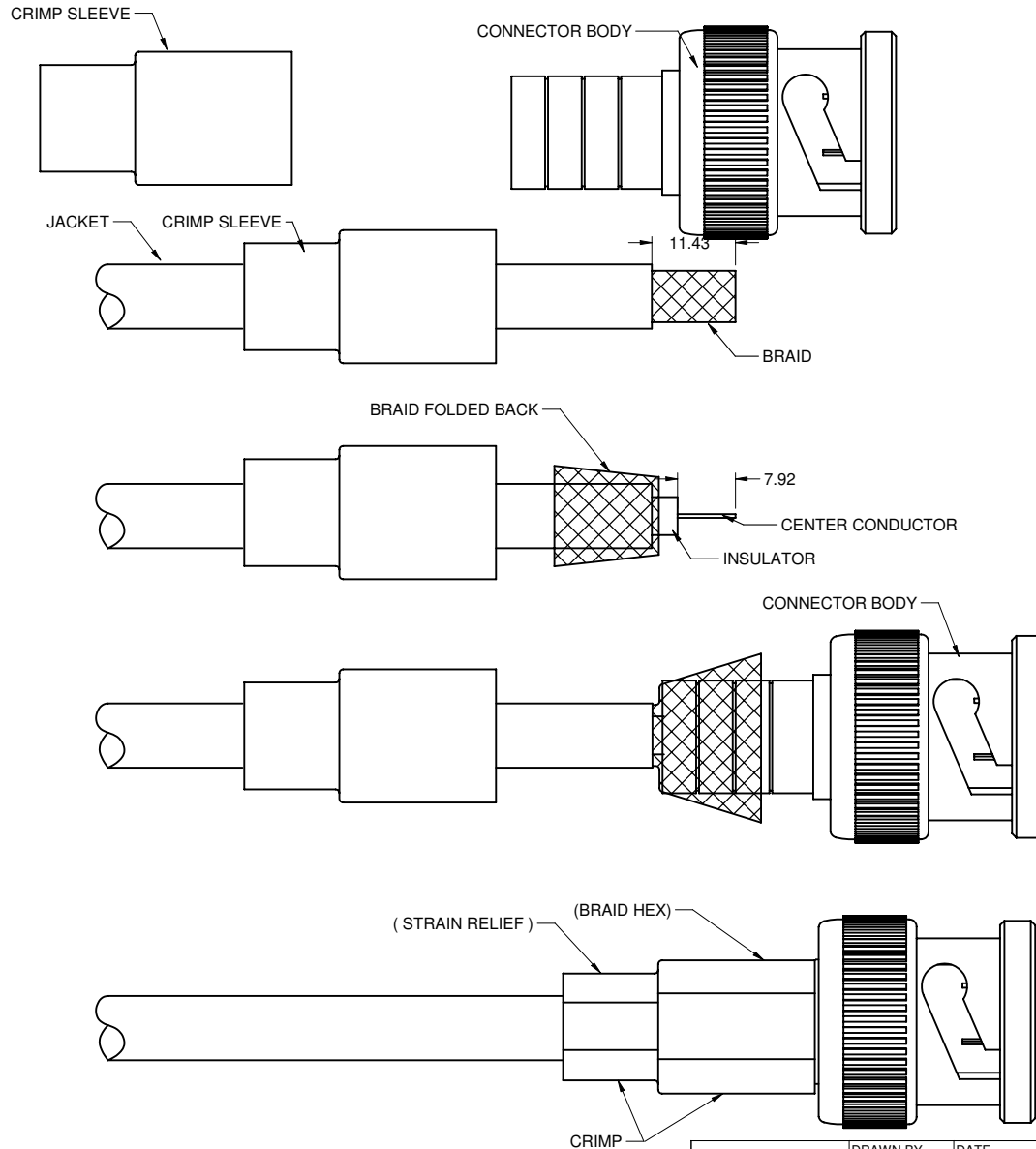
PART NUMBER	CABLE	CRIMP BRAID HEX	CRIMP (STRAIN RELIEF)	RECOMMENDED CRIMP TOOL
CP-88-4	RG-MATV-59	8.13	6.35	24-9859P

DRAWING NO.
CP-88-4

REVISIONS					
A	RELEASE FOR QUATION				
09-26-05	Y	U	W	T	Thomas Chen 2005.10.11 423146 +08'00'

ASSEMBLY INSTRUCTIONS

1. IDENTIFY CONNECTOR PARTS. (2 PIECE PARTS)
2. SLIDE CRIMP SLEEVE OVER CABLE AND STRIP CABLE JACKET TO DIMENSION SHOWN. DO NOT NICK BRAID OR CENTER CONDUCTOR DURING STRIP OPERATIONS.
3. FLAIR BRAID AND FOLD BACK. STRIP CABLE INSULATION TO DIMENSION SHOWN. DO NOT NICK CENTER CONDUCTOR. CABLES WITH STRANDED CENTER CONDUCTORS SHOULD BE TINNED FOR RIGIDITY.
4. INSERT CENTER CONDUCTOR INTO THE GUIDE HOLE FOUND IN THE REAR OF THE CONNECTOR BODY. PUSH OR TWIST THE BODY ONTO THE CENTER CONDUCTOR UNTIL THE CABLE INSULATION BUTTS UP TO THE BODY.
5. ARRANGE BRAID UNIFORMLY AROUND CRIMP STEM. SLIDE CRIMP SLEEVE OVER BRAID AND CRIMP SECURELY USING RECOMMENDED CRIMP TOOL.



THIS DRAWING TO BE INTERPRETED
PER ANSI Y 14.5M - 1994

COMPANY CONFIDENTIAL



TOLERANCE UNLESS OTHERWISE SPECIFIED		DRAWN BY	DATE
DECIMALS	mm	BETTY.YU	09-22-05
X	+ 0.5	CHECKED BY	DATE
X.X	+ 0.2	IVON.WANG	09-24-05
X.XX	+ 0.05	APPROVED BY	DATE
ANGLES	+ 0.5	THOMAS	09-26-05
	U/M	mm	

TITLE
STRAIGHT BNC CRIMP PLUG
FOR RG-MATV-59 STYLE CABLE

THIS DRAWING WAS PRODUCED BY COMPUTER,
DO NOT SCALE DRAWING OR UPDATE MANUALLY.

SHEET	DRAWING NO.	SIZE
2 OF 2	CP-88-4	C