



Chipsmall Limited consists of a professional team with an average of over 10 year of expertise in the distribution of electronic components. Based in Hongkong, we have already established firm and mutual-benefit business relationships with customers from,Europe,America and south Asia,supplying obsolete and hard-to-find components to meet their specific needs.

With the principle of “Quality Parts,Customers Priority,Honest Operation,and Considerate Service”,our business mainly focus on the distribution of electronic components. Line cards we deal with include Microchip,ALPS,ROHM,Xilinx,Pulse,ON,Everlight and Freescale. Main products comprise IC,Modules,Potentiometer,IC Socket,Relay,Connector.Our parts cover such applications as commercial,industrial, and automotives areas.

We are looking forward to setting up business relationship with you and hope to provide you with the best service and solution. Let us make a better world for our industry!



Contact us

Tel: +86-755-8981 8866 Fax: +86-755-8427 6832

Email & Skype: info@chipsmall.com Web: www.chipsmall.com

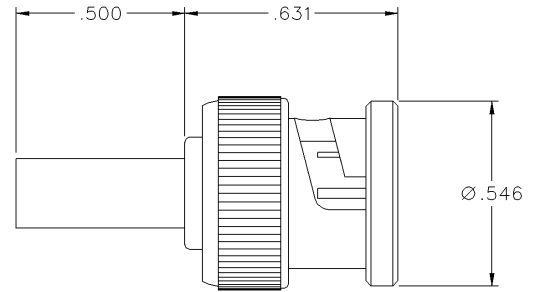
Address: A1208, Overseas Decoration Building, #122 Zhenhua RD., Futian, Shenzhen, China



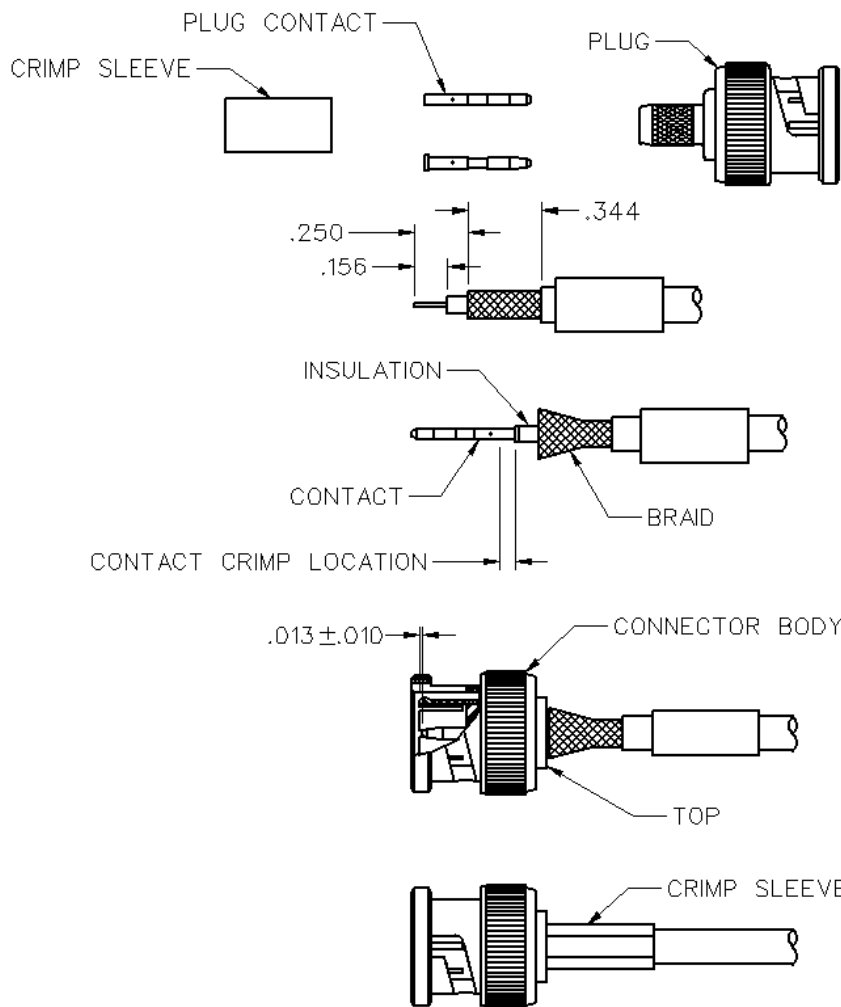
True 75 Ohm BNC Straight Cabled Plug - 3 Piece Solder or Crimp Captivated Contact



INCHES (MILLIMETERS)
CUSTOMER DRAWINGS AVAILABLE UPON REQUEST




PART NUMBER	CABLE TYPE	CONTACT I.D.	BODY I.D.	FERRULE I.D.
CPMC-68-5	RG-6 Belden 8215	.033 (0.84)	.191 (4.85)	.355 (9.01)



1. Identify connector parts.
(3 piece parts)
2. Slide crimp sleeve over the cable as shown.
3. Strip cable per dimensions given and loosen braid.
4. Place contact over cable center conductor and position against insulation.
5. Crimp (.042 crimp hex) or solder contact.
If crimping the contact, crimp the contact as close as possible to the cable insulation as shown.
6. Push the cable with the attached contact into the connector body until contact is captured by internal rib within connector body. Contact location shall be per dimension shown. Slide crimp sleeve over braid until it rests against top of connector body. Finish assembly by crimping with appropriate crimp hex die as indicated for each connector by the table.

Part Number	Cable Type	Crimp Sleeve Hex	Contact Crimp Hex	Recommended Crimp Tool
CPMC-68-5	RG-6, Belden 8215 .350 (8.89)	.042 (1.07)	24-9963P	

BNC Connectors - True 75 Ohm



CAMBRIDGE
PRODUCTS

Specifications

INCHES (MILLIMETERS)
CUSTOMER DRAWINGS AVAILABLE UPON REQUEST

Electrical Characteristics

Impedance: 75 Ohm

Frequency range: 0-3 GHz

VSWR:

BNC Cabled Plugs (except CPMC-68-18) 1.10 + .03 F (F in GHz)

CPMC-68-18 1.22 + .01 F (F in GHz)

BNC Adapters (In-series and Between-series) 1.03 + .02 F (F in GHz)

Working voltage: BNC Cabled Plugs and Adapters

(except CPMC-88-18, 20 and 33) 500 VRMS at sea level

CPMC-88-18, 20 and 33 335 VRMS at sea level

Dielectric withstanding voltage:

BNC Cabled Plugs and Adapters

(except CPMC-88-18, 20 and 33) 1500 VRMS at sea level

CPMC-88-18, 20 and 33 1000 VRMS at sea level

Insulation resistance: 5000 megohms minimum

Contact resistance:

Outer - Nickel plated initial 1.0 milliohm max,

after environmental 1.5 milliohm max

Center - Initial 3 milliohm max,

after environmental 4 milliohm max

Braid to Body - 2.5 milliohm max (nickel plated), after environmental not applicable

Corona level: 375 volts minimum at 70,000 feet

RF High Potential Withstanding Voltage: 700 VRMS at 4 MHz

Environmental Characteristics

(meets or exceeds the applicable paragraph of MIL-C-39012)

Thermal shock: MIL-STD-202, Method 107

Operating temperature: -65° C to 165° C

Corrosion: MIL-STD-202, Method 101, Condition B

Shock: MIL-STD-202, Method 213, Condition B

Vibration: MIL-STD-202, Method 204, Condition B

Moisture resistance: MIL-STD-202, Method 106

Mechanical Characteristics

Durability: 500 cycles min

Force to engage/disengage: 5 lbs. max, after durability 5 lbs max; 1 lb. min.

Coupling nut retention: 75 lbs. min

Contact retention: 6 lbs. min axial force

Material Specifications

Body: Brass, nickel plated .0001 min over copper plated .00005 min

Contact: Brass, gold plated .00005 min over nickel plated .00005 min over copper plated .00005 min

Crimp Sleeve: Copper, nickel plate .0001 min over copper plated .00005 min

Nut: Zinc, nickel plated over copper plated

Insulator: Teflon

Spring Washer: Beryllium Copper (unplated)

Flat Washer: Steel, nickel plated

Gasket: Silicone rubber

True 75 Ohm BNC Plug and Jack Mating Engagement

