



Chipsmall Limited consists of a professional team with an average of over 10 year of expertise in the distribution of electronic components. Based in Hongkong, we have already established firm and mutual-benefit business relationships with customers from,Europe,America and south Asia,supplying obsolete and hard-to-find components to meet their specific needs.

With the principle of “Quality Parts,Customers Priority,Honest Operation,and Considerate Service”,our business mainly focus on the distribution of electronic components. Line cards we deal with include Microchip,ALPS,ROHM,Xilinx,Pulse,ON,Everlight and Freescale. Main products comprise IC,Modules,Potentiometer,IC Socket,Relay,Connector.Our parts cover such applications as commercial,industrial, and automotives areas.

We are looking forward to setting up business relationship with you and hope to provide you with the best service and solution. Let us make a better world for our industry!



Contact us

Tel: +86-755-8981 8866 Fax: +86-755-8427 6832

Email & Skype: info@chipsmall.com Web: www.chipsmall.com

Address: A1208, Overseas Decoration Building, #122 Zhenhua RD., Futian, Shenzhen, China



Average RMS AC Current Transducer

DIN RAIL / PANEL MOUNT, AVERAGE RMS



CR4410 CR4411 CR4420

Single Element - .79" Window
0.5 to 150 AAC Input Range



CR4450 CR4460

Two Element - .26" Window
0.5 to 30 AAC Input Range



CR4470 CR4480

Three Element - .26" Window
0.5 to 30 AAC Input Range

The **CR4400** Series, Current Transmitters produce a calibrated 4-20 mADC signal that is proportional to the average RMS input AC current. Designed for multi-point current sensing, these devices provide excellent features in a high value package. The output signal is generated from a user supplied 24 VDC power supply within the output current loop.

Applications

Multi-point current sensing and control panels
Monitor motor faults
Monitor heating elements
Monitor lighting elements

Features

Low cost
DIN rail or panel mount
High Accuracy
Interfaces with most commercially available instrumentation
Connection diagram printed on case

Regulatory Agencies

Approved to UL3111-1, First Edition, Amendment 2
Approved to CAN/CSA-C22.2, No. 1010.1-92
Meets requirement of IEC 61010-1 and BS EN 61010-1



All single phase current transducers are available in split core design.
Simply put an "S" at the end of the prefix
* **UL Recognition Pending**

☐ Add suffix for input range

PART NUMBERS			
CR4410(S)	-		Single element with 0 - 5 VDC output (split core design)
CR4411(S)	-		Single element with 0 - 10 VDC output (split core design)*
CR4420(S)	-		Single element with 4 - 20 mADC output (split core design)
CR4450	-		Two element with 0 - 5 VDC output *
CR4460	-		Two element with 4 to 20 mADC output *
CR4470	-		Three element with 0 - 5 VDC output *
CR4480	-		Three element with 4 - 20 mADC output *
Two and three element transducers are available only in ranges of 0.5 to 30 AAC * CR4411 Series not UL approved			

- .5 - 0-.5 AAC*
 - 5 - 0-5 AAC*
 - 10 - 0-10 AAC*
 - 15 - 0-15 AAC*
 - 20 - 0-20 AAC*
 - 25 - 0-25 AAC*
 - 30 - 0-30 AAC*
 - 40 - 0-40 AAC
 - 50 - 0-50 AAC
 - 75 - 0-75 AAC
 - 100 - 0-100 AAC
 - 150 - 0-150 AAC
- other ranges available



Another HUNTINGTON ELECTRIC Company

CR Magnetics, Inc. 3500 Scarlet Oak Blvd. St. Louis MO USA 63122 V: 636-343-8518 F: 636-343-5119

Web: <http://www.crmagnetics.com>

E-mail: sales@crmagnetics.com

Transducers

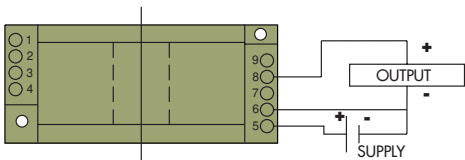
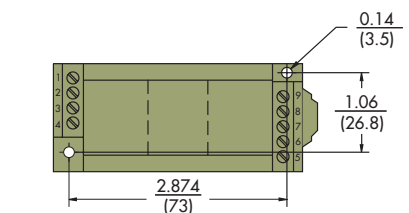
Average RMS AC Current Transducer

DIN RAIL / PANEL MOUNT, AVERAGE RMS

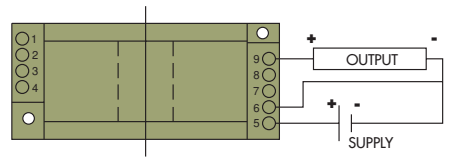
SPECIFICATIONS

Basic Accuracy:.....	0.5%	Relative Humidity:.....	80% for temperatures up to 31°C and decreasing linearly to 50% at 40°C
Thermal Drift:.....	500 PPM/°C	Supply Voltage:.....	24 VDC ±10%
Operating Temperature:.....	0°C to +60°C	Supply Current:	
Installation Category:.....	CAT II	CR4410/11.....	Typical 20mA Max 40mA
Pollution Degree:.....	2	CR4420.....	Typical 25mA Max 45mA
Response Time:.....	250 ms	CR4450.....	Typical 20mA Max 75mA
MTBF:.....	Greater than 100 K hours	CR4460.....	Typical 40mA Max 90mA
Altitude:.....	2000 meter max.	CR4470.....	Typical 25mA Max 110mA
Calibration:.....	Average Sensing, RMS Calibrated	CR4480.....	Typical 55mA Max 120mA
Insulation Voltage:.....	2500 VDC	CR4410S.....	Typical ---mA Max ----mA
Power Source:.....	24 VDC	CR4420S.....	Typical ---mA Max ----mA
Frequency Range:.....	50Hz - 400Hz	Torque Specs:.....	3.0 inch lbs. (0.4Nm)
Output Load:.....	2K Ω or greater	Weight:.....	0.5 lbs.
Cleaning:.....	Water-dampened cloth		

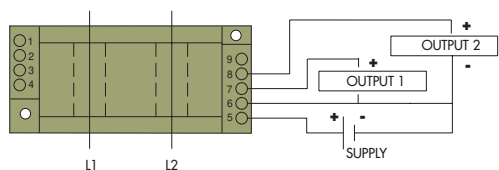
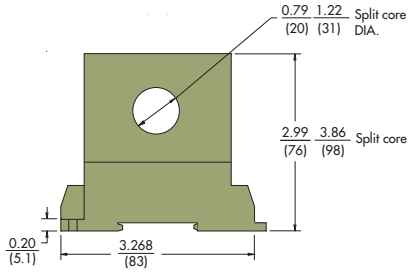
Transducers



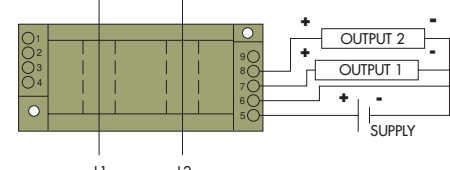
CR4410 One Element 0 - 5 VDC Output



CR4420 One Element 4 - 20 mADC Output

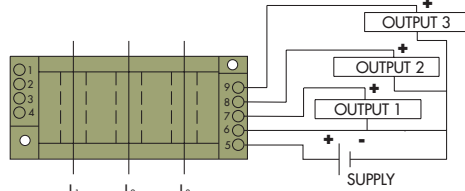
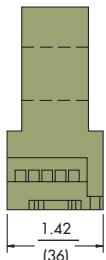


CR4450 Two Element 0 - 5 VDC Output

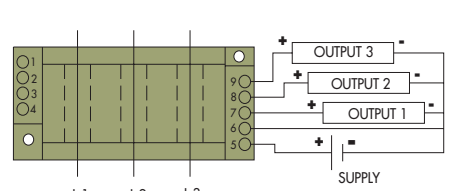


CR4460 Two Element 4 - 20 mADC Output

1 hole: 0.79(20) Dia. for CR4410 & 4420 (shown)
 2 holes: 0.26(6.5) Dia. for CR4450 & 4460
 3 holes: 0.26(6.5) Dia. for CR4470 & 4480



CR4470 Three Element 0 - 5 VDC Output



CR4480 Three Element 4 - 20 mADC Output

OUTLINE DRAWING

CONNECTION DIAGRAM

NOTE: The building installation must have a switch or circuit-breaker that is in close proximity and within easy reach of the operator. The switch or circuit breaker shall be marked as the disconnecting device for the equipment.



CR Magnetics, Inc. 3500 Scarlet Oak Blvd. St. Louis MO USA 63122 V: 636-343-8518 F: 636-343-5119

Web: <http://www.crmagnetics.com>

E-mail: sales@crmagnetics.com

Another HUNTINGTON ELECTRIC Company