



Chipsmall Limited consists of a professional team with an average of over 10 year of expertise in the distribution of electronic components. Based in Hongkong, we have already established firm and mutual-benefit business relationships with customers from,Europe,America and south Asia,supplying obsolete and hard-to-find components to meet their specific needs.

With the principle of "Quality Parts,Customers Priority,Honest Operation,and Considerate Service",our business mainly focus on the distribution of electronic components. Line cards we deal with include Microchip,ALPS,ROHM,Xilinx,Pulse,ON,Everlight and Freescale. Main products comprise IC,Modules,Potentiometer,IC Socket,Relay,Connector.Our parts cover such applications as commercial,industrial, and automotives areas.

We are looking forward to setting up business relationship with you and hope to provide you with the best service and solution. Let us make a better world for our industry!



Contact us

Tel: +86-755-8981 8866 Fax: +86-755-8427 6832

Email & Skype: info@chipsmall.com Web: www.chipsmall.com

Address: A1208, Overseas Decoration Building, #122 Zhenhua RD., Futian, Shenzhen, China





Features

- Mn/Cu alloy resistor
- Power rating at 70 °C: 2 W, 3 W
- Inductance less than 5 nH
- Low EMF
- RoHS compliant*
- AEC-Q200 qualified, automotive grade

Applications

- Power supplies
- Stepper motor drives
- Battery packs
- White goods
- Input amplifiers

CRE2512 - High Power Current Sense Chip Resistor

Electrical Characteristics

Characteristic	CRE2512	
	2 W	3 W
Power Rating @ 70 °C	2 W	3 W
Metal Strip Alloy	Mn/Cu	
Operating Temperature Range	-55 °C to +170 °C	
Derated to Zero Load at	+170 °C	
Maximum Working Current	$(P / R)^{1/2}$	
Insulation Resistance	> 100 megohms	
Resistance Range	1 mΩ ~ 9 mΩ	
Resistance Tolerance	±1 %	
Temperature Coefficient	±50 PPM/°C	

Performance Characteristics

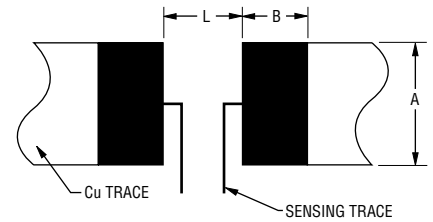
Test	Conditions	Specification
Thermal Shock	-55 °C to + 150 °C, 1000 Cycles, 15 minutes	$\Delta R < \pm 0.5 \%$
Short Time Overload	5 X Rated Power for 5 seconds	$\Delta R < \pm 0.5 \%$
Low Temperature Storage	-55 °C for 24 hours	$\Delta R < \pm 0.5 \%$
High Temperature Exposure	1000 hours @ + 170 °C	$\Delta R < \pm 1.0 \%$
Bias Humidity	+ 85 °C, 85 % RH, 10 % Bias, 1000 hours	$\Delta R < \pm 0.5 \%$
Mechanical Shock	100 g's for 6 milliseconds, 5 pulses	$\Delta R < \pm 0.5 \%$
Vibration	Frequency varied 10 to 2000 KHz in one minute, 3 directions, 12 hours	$\Delta R < \pm 0.5 \%$
Load Life	1000 hours at rated power at +70 °C, 1.5 hours on, 0.5 hours off	$\Delta R < \pm 1.0 \%$
Resistance to Solder Heat	+260 °C Solder, 10-12 second dwell, 25 mm/second emergence	$\Delta R < \pm 0.5 \%$
Moisture Resistance	MIL-STD-202 Method 106, 0 % power (7a and 7b not required)	$\Delta R < \pm 0.5 \%$

Product Dimensions

Model	Dimension			
	A	B	C	T
CRE2512-R001 ~ CRE2512-R004	$\frac{6.45 \pm 0.20}{(0.254 \pm 0.008)}$	$\frac{3.35 \pm 0.20}{(0.131 \pm 0.008)}$	$\frac{2.00 \pm 0.20}{(0.079 \pm 0.008)}$	$\frac{0.70 \pm 0.20}{(0.0276 \pm 0.008)}$
CRE2512-R005 ~ CRE2512-R009	$\frac{6.45 \pm 0.20}{(0.254 \pm 0.008)}$	$\frac{3.35 \pm 0.20}{(0.131 \pm 0.008)}$	$\frac{0.95 \pm 0.20}{(0.037 \pm 0.008)}$	$\frac{0.70 \pm 0.20}{(0.0276 \pm 0.008)}$

DIMENSIONS: $\frac{\text{MM}}{\text{(INCHES)}}$

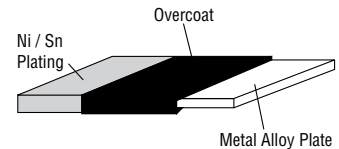
Recommended Solder Pad Layout



Model	Dimension		
	A	B	L
CRE2512-R001 ~ CRE2512-R004	$\frac{4.0}{(.0157)}$	$\frac{3.1}{(0.122)}$	$\frac{1.3}{(0.052)}$
CRE2512-R005 ~ CRE2512-R009	$\frac{4.0}{(.0157)}$	$\frac{2.1}{(0.083)}$	$\frac{4.1}{(0.161)}$

DIMENSIONS: $\frac{\text{MM}}{\text{(INCHES)}}$

Construction

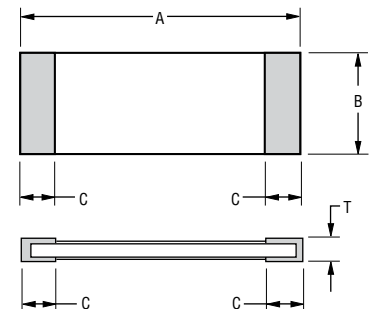


Typical Part Marking

CRE2512-R001 ~
CRE2512-R004



CRE2512-R005 ~
CRE2512-R009



*RoHS Directive 2002/95/EC Jan. 27, 2003 including annex and RoHS Recast 2011/65/EU June 8, 2011.

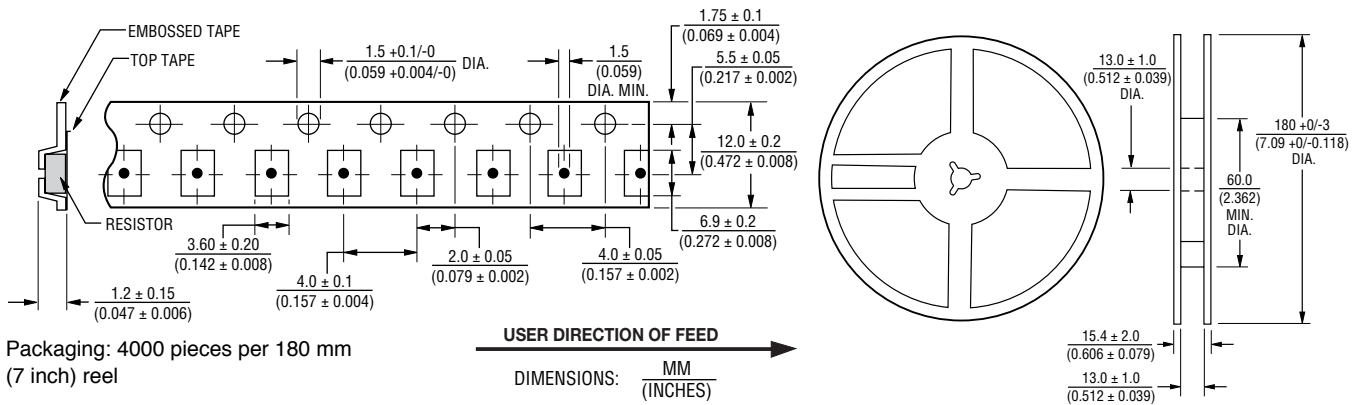
Specifications are subject to change without notice.

The device characteristics and parameters in this data sheet can and do vary in different applications and actual device performance may vary over time. Users should verify actual device performance in their specific applications.

CRE2512 - High Power Current Sense Chip Resistor

BOURNS®

Packaging Dimensions (Conforms to EIA RS-481A)

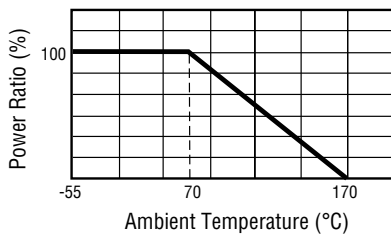


CRE2512 Resistance Values Available

Code	R Value	Code	R Value
R001	0.0010	R006	0.0060
R002	0.0020	R007	0.0070
R003	0.0030	R008	0.0080
R004	0.0040	R009	0.0090
R005	0.0050		

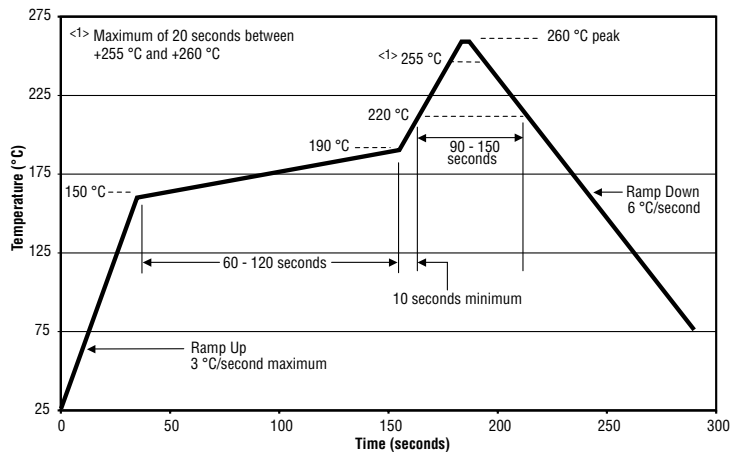
Consult factory for other resistance values.

Derating Curve



Soldering Profile

Can be soldered in accordance with IPC/JEDEC-J-STD-020.



How to Order

CRE 2512 - F Z - R001 E - 2

Model _____
 CRE = Precision Chip Resistor

Size _____
 2512 = 2512 Size

Resistance Tolerance _____
 F = ±1 %

TCR _____
 Z = ±50 PPM/°C

Resistance Value _____
 "R" (decimal point) followed by three significant digits (example: R004 = 0.0040 ohm)

Packaging _____
 E = 4000 pieces on 180 mm (7 inch) reel

Power Rating _____
 2 = 2 Watts
 3 = 3 Watts

REV. 01/17

Specifications are subject to change without notice.
 The device characteristics and parameters in this data sheet can and do vary in different applications and actual device performance may vary over time.
 Users should verify actual device performance in their specific applications.