



Chipsmall Limited consists of a professional team with an average of over 10 year of expertise in the distribution of electronic components. Based in Hongkong, we have already established firm and mutual-benefit business relationships with customers from,Europe,America and south Asia,supplying obsolete and hard-to-find components to meet their specific needs.

With the principle of “Quality Parts,Customers Priority,Honest Operation,and Considerate Service”,our business mainly focus on the distribution of electronic components. Line cards we deal with include Microchip,ALPS,ROHM,Xilinx,Pulse,ON,Everlight and Freescale. Main products comprise IC,Modules,Potentiometer,IC Socket,Relay,Connector.Our parts cover such applications as commercial,industrial, and automotives areas.

We are looking forward to setting up business relationship with you and hope to provide you with the best service and solution. Let us make a better world for our industry!



Contact us

Tel: +86-755-8981 8866 Fax: +86-755-8427 6832

Email & Skype: info@chipsmall.com Web: www.chipsmall.com

Address: A1208, Overseas Decoration Building, #122 Zhenhua RD., Futian, Shenzhen, China



Type CRGS Series

Key Features

Small size and light weight

Suitable for both wave and reflow soldering techniques

Supplied on tape

Can withstand high surge

5 different package sizes

Terminal finish matte Sn over Ni



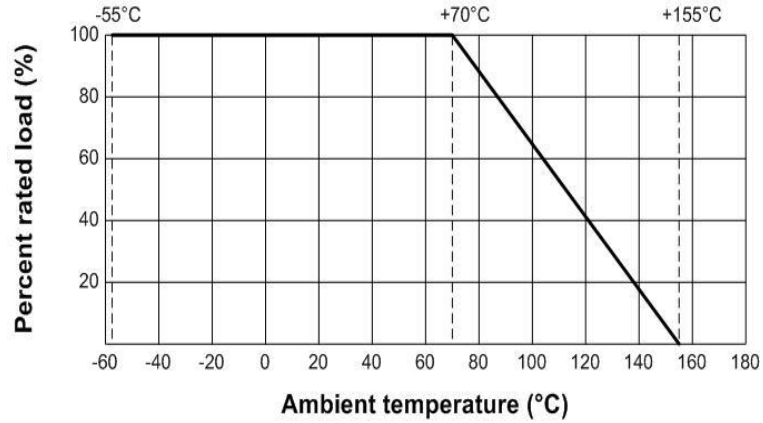
TE Connectivity is pleased to introduce this SMD Anti surge thick film Chip resistor, suitable for auto placement in volume and for most applications. Available in five different packages and supplied on tape and reel for automatic insertion processes. Standard values – E24 Series

Characteristics – Electrical

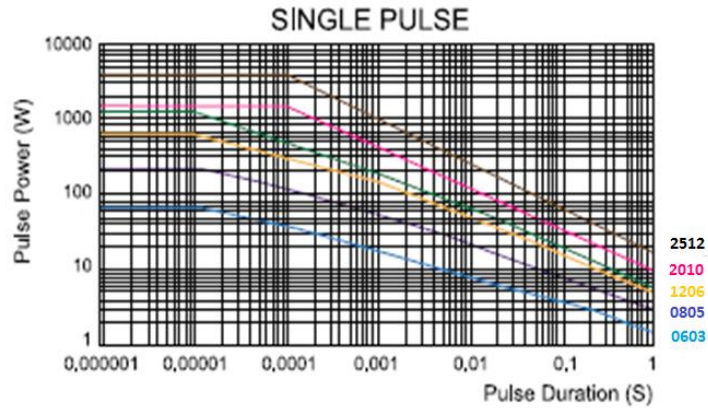
| Type | CRGS0603 | CRGS0805 | CRGS1206 | CRGS2010 | CRGS2512 |
|---------------------------------|---|-----------|-----------|--|-----------|
| Power Rating | 0.25W | 0.5W | 0.6W | 0.75W | 1.5W |
| Resistance Range | 1R0 – 10M | 1R0 – 10M | 1R0 – 10M | 1R0 – 10M | 1R0 – 10M |
| Tolerance | ±5% | | | | |
| T.C.R. | 1Ω-10Ω : ≤±400PPM/°C 11Ω-10MΩ : ≤±100PPM/°C | | | 1Ω-10Ω : ≤±200PPM/°C 11Ω-10MΩ : ≤±100PPM/°C | |
| Standard Series | E24 | | | | |
| Max. Working Voltage | 50V | 150V | 200V | 200V | 250V |
| Max. Overload Voltage | 100V | 300V | 400V | 500V | 500V |
| Dielectric Withstanding Voltage | 300V | 500V | 500V | 500V | 500V |
| Temperature Range | -55°C ~ +155°C | | | | |
| Storage Temperature | 25°C ± 5°C at a relative humidity of 60%RH ± 10%RH Store in original packaging, out of direct sunlight and not in air with high concentrations of salt or corrosive gases. | | | | |

Power derating curve

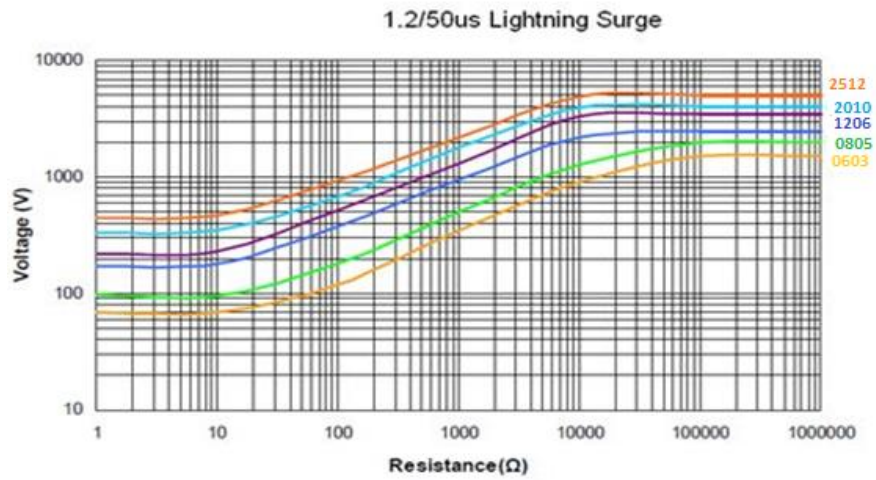
Power rating based on continuous load operation in ambient temperature of 70°C. For resistors operated in ambient temperatures above 70°C, power rating must be derated in accordance with this curve.



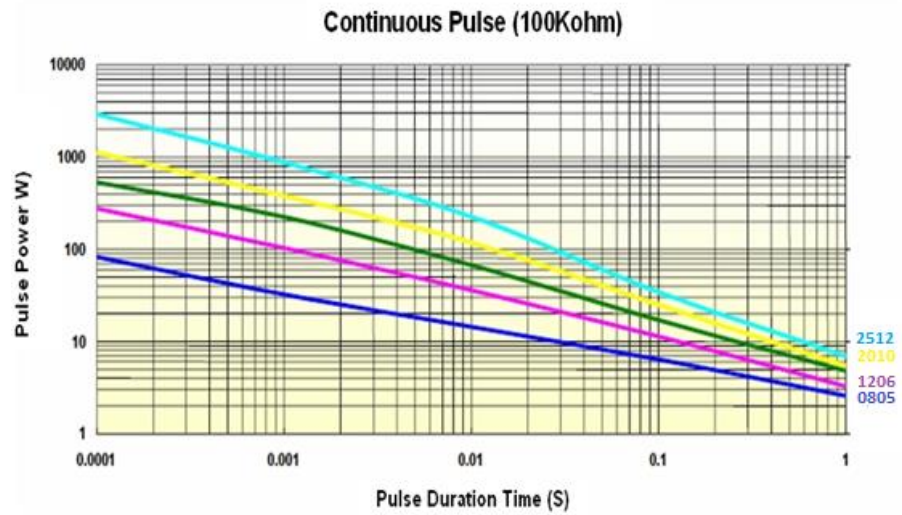
One Pulse Limiting Electrical Power



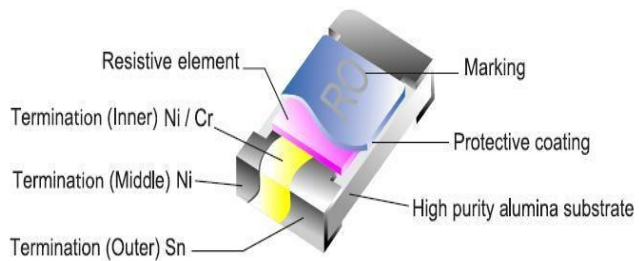
Lightning Surge



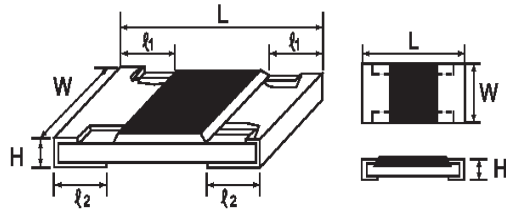
Continuous Pulse



Construction



Dimensions:



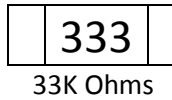
| Type | Dimension (mm) | | | | |
|----------|----------------|---------------------|------------|-------------|-------------|
| | L | W | H | l1 | l2 |
| CRGS0603 | 1.60 ±0.10 | 0.80 +0.15 -0.10 | 0.45 ±0.10 | 0.30 ±0.20 | 0.30 ±0.20 |
| CRGS0805 | 2.00 ±0.15 | 1.25 +0.15 -0.10 | 0.55 ±0.10 | 0.40 ±0.20 | 0.40 ±0.20 |
| CRGS1206 | 3.10 ±0.15 | 1.55 +0.15 -0.10 | 0.55 ±0.10 | 0.45 ±0.20 | 0.45 ±0.20 |
| CRGS2010 | 5.00 ± 0.10 | 2.50 ± 0.15 | 0.55 ±0.10 | 0.60 ± 0.25 | 0.50 ± 0.20 |
| CRGS2512 | 6.35 ± 0.10 | 3.20 ± 0.15 | 0.55 ±0.10 | 0.60 ± 0.25 | 1.80 ± 0.25 |

Marking:

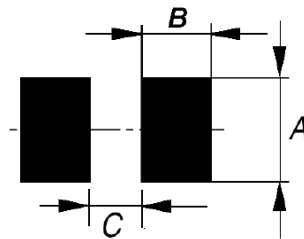
For E24 values 0603 ~ 2512 sizes 3 digit marking.

The first two digits are significant figures of resistance and the third digit denoted number of zeros

Example:



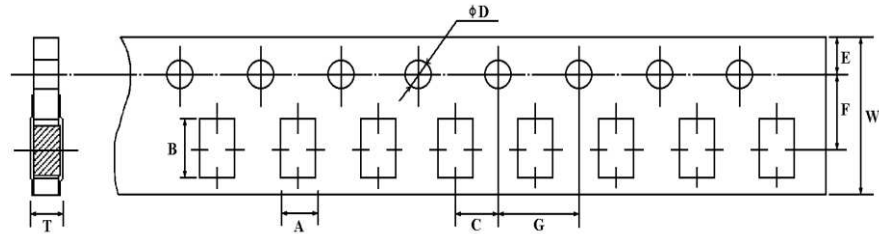
Recommended PCB layout plan



| Type | A | B | C |
|----------|-----|------|-----|
| CRGS0603 | 1.0 | 1.0 | 0.6 |
| CRGS0805 | 1.3 | 1.2 | 1.0 |
| CRGS1206 | 1.8 | 1.2 | 2.2 |
| CRGS2010 | 3.0 | 1.5 | 3.8 |
| CRGS2512 | 3.7 | 2.45 | 2.7 |

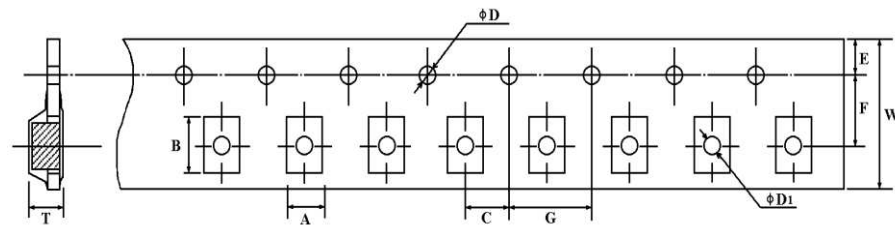
Packing specification:

A Paper tape:



| Type | A ± 0.2 | B ± 0.2 | C ± 0.05 | ØD +0.1 -0 | E ± 0.1 | F ± 0.05 | G ± 0.1 | W ± 0.2 | T ± 0.1 |
|----------|------------|------------|-------------|------------------|------------|-------------|------------|------------|------------|
| CRGS0603 | 1.10 | 1.90 | 2.0 | 1.5 | 1.75 | 3.5 | 4.0 | 8.0 | 0.67 |
| CRGS0805 | 1.65 | 2.40 | 2.0 | 1.5 | 1.75 | 3.5 | 4.0 | 8.0 | 0.81 |
| CRGS1206 | 2.00 | 3.60 | 2.0 | 1.5 | 1.75 | 3.5 | 4.0 | 8.0 | 0.81 |

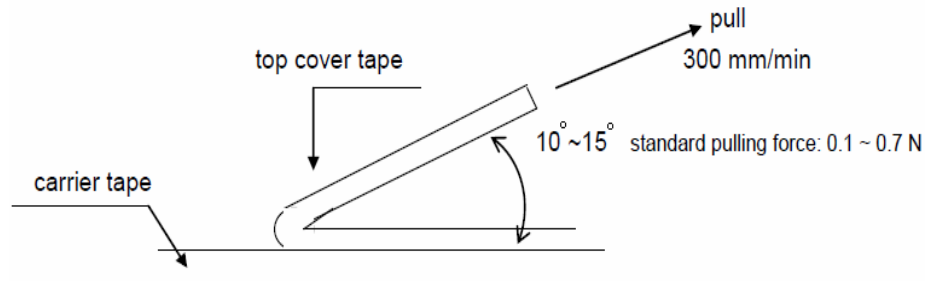
B. Embossed Tape:



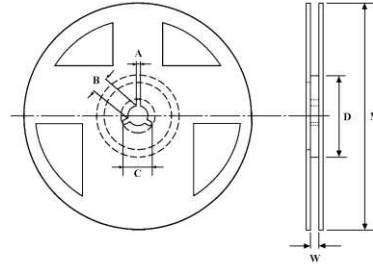
| Type | A ±0.2 | B ±0.2 | C ±0.05 | ØD +0.1 -0 | E ±0.1 | F ±0.05 | G ±0.1 | W ±0.2 | ØD +0.1 -0 | T ± 0.1 |
|----------|-----------|-----------|------------|------------------|-----------|------------|-----------|-----------|------------------|------------|
| CRGS2010 | 2.90 | 5.60 | 2.0 | 1.5 | 1.75 | 5.5 | 4.0 | 12.0 | 1.5 | 1.0 |
| CRGS2512 | 3.50 | 6.70 | 2.0 | 1.5 | 1.75 | 5.5 | 4.0 | 12.0 | 1.5 | 1.0 |

Peeling strength of top cover tape

Test Condition: 0.1 to 0.7N at a peel off speed of 300mm / min.



Reel dimension (mm)

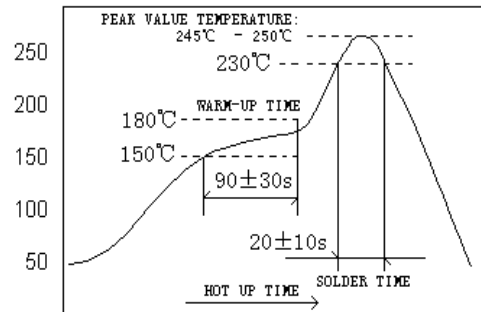


| Type | Packaging | Quantity Per Reel | A ± 0.5 | B ± 0.5 | C ± 0.5 | D ± 1 | M ± 2 | W ± 1 |
|----------|-----------|-------------------|---------|---------|---------|-------|-------|-------|
| CRGS0603 | Paper | 5,000 pcs. | 2 | 13 | 21 | 60 | 178 | 10 |
| CRGS0805 | Paper | 5,000 pcs. | 2 | 13 | 21 | 60 | 178 | 10 |
| CRGS1206 | Paper | 5,000 pcs. | 2 | 13 | 21 | 60 | 178 | 10 |
| CRGS2010 | Embossed | 4,000 pcs. | 2 | 13 | 21 | 60 | 178 | 13.8 |
| CRGS2512 | Embossed | 4,000 pcs. | 2 | 13 | 21 | 60 | 178 | 13.8 |

Solder Profile

Wave solder: 245°C ±3°C dipping time in solder : 2-3 seconds.

Reflow Solder



How To Order

| CRGS | 0603 | J | 10K |
|--|------|-----------|-------------------------|
| Common Part | Size | Tolerance | Resistance Value |
| CRGS – Anti-Surge Thick Film Chip Resistor | 0603 | J - ±5% | 1 ohm (1Ω) 1R0 |
| | 0805 | | 1K ohm (1000Ω) 1K0 |
| | 1206 | | 100K ohm (100000Ω) 100K |
| | 2010 | | |
| | 2512 | | 1M ohm (1000000Ω) 1M0 |