



Chipsmall Limited consists of a professional team with an average of over 10 year of expertise in the distribution of electronic components. Based in Hongkong, we have already established firm and mutual-benefit business relationships with customers from,Europe,America and south Asia,supplying obsolete and hard-to-find components to meet their specific needs.

With the principle of “Quality Parts,Customers Priority,Honest Operation,and Considerate Service”,our business mainly focus on the distribution of electronic components. Line cards we deal with include Microchip,ALPS,ROHM,Xilinx,Pulse,ON,Everlight and Freescale. Main products comprise IC,Modules,Potentiometer,IC Socket,Relay,Connector.Our parts cover such applications as commercial,industrial, and automotives areas.

We are looking forward to setting up business relationship with you and hope to provide you with the best service and solution. Let us make a better world for our industry!



Contact us

Tel: +86-755-8981 8866 Fax: +86-755-8427 6832

Email & Skype: info@chipsmall.com Web: www.chipsmall.com

Address: A1208, Overseas Decoration Building, #122 Zhenhua RD., Futian, Shenzhen, China




Current Mark Displays

CRM1000 Series



CRM2000 Series



CRM3000 Series



The **Current Mark Displays** are designed as a low cost method for providing a visual indication and measurement of electrical current flow. The current-carrying wire is routed through the window opening in the current sensing transformer, providing sensing and power for the instrument.

CRM1000 Series high efficiency, 7 LED indicator that illuminates as the current approaches the full scale range.

CRM2000 Series is a modern looking light bar with nice visual appeal. **CRM3000** Series is an auto-ranging display with an input range up to 50 AAC.

Applications

- Monitor Status of Heater Elements
- Observe Remote Loads
- Indicate Phase Loss
- Monitor Motor Operation

Features

- Self Powered
- Quick Visual Marking of AC Current
- Compact
- Low Cost for high Volume OEM Applications

Specifications

- 300AAC In-Rush 100AAC Continuous 50 AAC Rated
- 600 VAC Max rating
- Thermoplastic Case Material
- 50/60 Hz Bandwidth*
- 30°C to +60°C Operating Temperature
- 55°C to +85°C Storage Temperature

* Contact Factory for additional input frequency ranges

Regulatory Agencies



PART NUMBERS

CRM1000	-			7-LED Indicator
CRM2000	-			Light Bar
CRM3000	-	50		Auto Ranging to 50 AAC

Add suffix for input range

- 25 - 2-25 AAC
- 50 - 2-50 AAC



Current Transformer:

- I Internal
- R Remote Split CR3110-1500-36 (Included in Price)



CR3110-1500-36



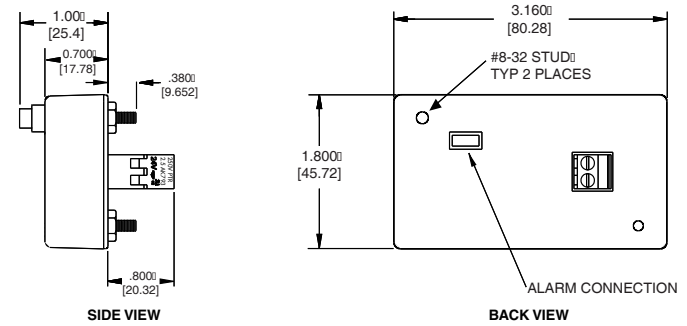
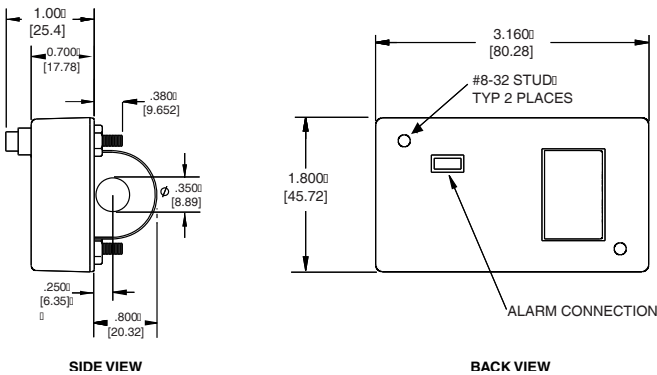
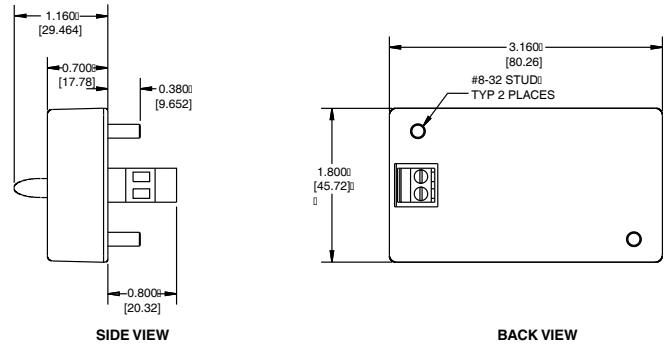
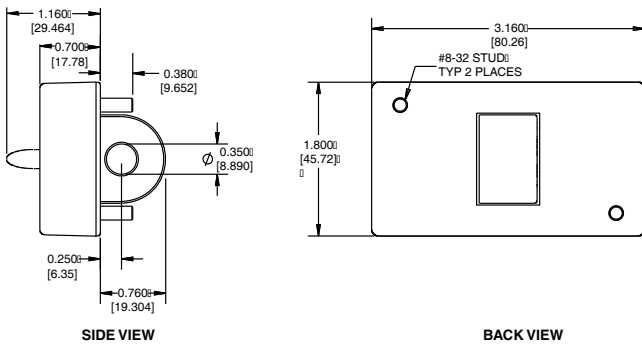
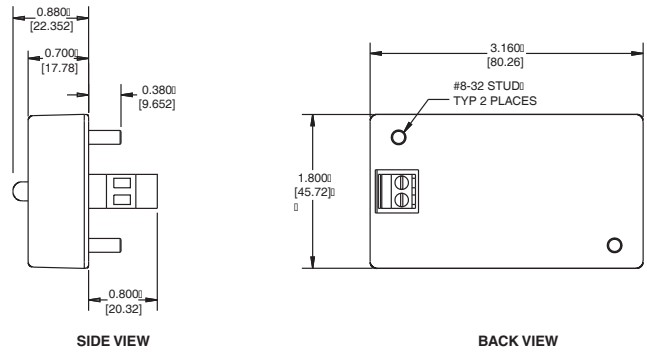
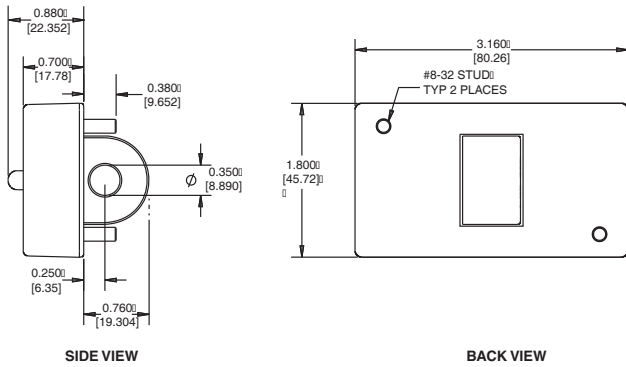
3500 Scarlet Oak Blvd. St. Louis MO USA 63122 V: 636-343-8518 F: 636-343-5119

Web: <http://www.crmagnetics.com>

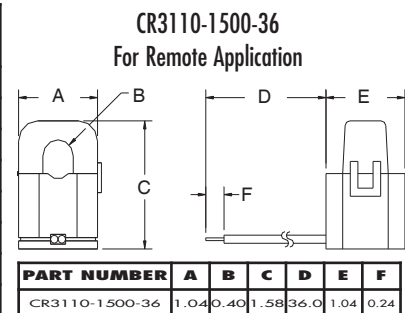
80

E-mail: sales@crmagnetics.com

OUTLINE DRAWING



CRM3000 SPECIFICATIONS				
	CALIBRATION	LOW SCALE	HIGH SCALE	ACCURACY
CRM3000-50-I BASIC ACCURACY	10 AAC	9.9	10.1	1.0 %
	25 AAC	24.25	25.25	1.0 %
	50 AAC	49.50	50.50	1.0 %
CRM3000-50-R BASIC ACCURACY	10 AAC	9.8	10.2	2.0 %
	25 AAC	24.50	25.50	2.0 %
	50 AAC	49.00	51.00	2.0 %
READABLE RANGE FROM 2 AAC TO 51 AAC				



CRM3000 CABLE ASSEMBLY CONNECTION DIAGRAM



ALARM PROGRAMMING AND OPERATING INSTRUCTIONS

Models:

CRM3000-50-I
CRM3000-50-R

1. Provide power to the unit.
2. Determine desired current level to activate alarm
3. Press and hold alarm button for two seconds and release
4. LCD display blinks either the last alarm setting or "Aoff".
(Unit is factory set in "Aoff" mode)
5. Depress and release alarm button until desired set-point is reached
6. Press and hold alarm button for two seconds
7. Set-point is stored in memory and unit returns to normal operation
8. To deactivate alarm, press and hold alarm button for two seconds in "Aoff" mode

CRM3000 ALARM CABLE & PIN CONNECTOR (Optional)

CRM3000-CBL-36

CRM3000 Alarm Cable Assembly 36" Lead