



Chipsmall Limited consists of a professional team with an average of over 10 year of expertise in the distribution of electronic components. Based in Hongkong, we have already established firm and mutual-benefit business relationships with customers from,Europe,America and south Asia,supplying obsolete and hard-to-find components to meet their specific needs.

With the principle of “Quality Parts,Customers Priority,Honest Operation,and Considerate Service”,our business mainly focus on the distribution of electronic components. Line cards we deal with include Microchip,ALPS,ROHM,Xilinx,Pulse,ON,Everlight and Freescale. Main products comprise IC,Modules,Potentiometer,IC Socket,Relay,Connector.Our parts cover such applications as commercial,industrial, and automotives areas.

We are looking forward to setting up business relationship with you and hope to provide you with the best service and solution. Let us make a better world for our industry!




## Contact us

Tel: +86-755-8981 8866 Fax: +86-755-8427 6832

Email & Skype: info@chipsmall.com Web: www.chipsmall.com

Address: A1208, Overseas Decoration Building, #122 Zhenhua RD., Futian, Shenzhen, China





## Features

- Thick film technology
- Power rating of 2 watts at 70 °C
- Low resistance value available
- RoHS compliant\*

## Applications

- Current sensing
- Power supplies
- Stepper motor drives
- Snubber resistor for flyback power supplies

# CRM2512 - High Power Current Sense Chip Resistors

## Electrical Characteristics

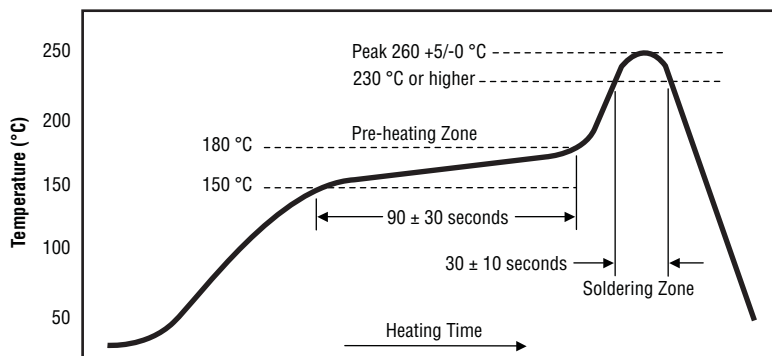
Characteristic	Model CRM2512		
	(0.047 to 0.91 Ω)	(0 Ω, 1 Ω to 1 M Ω)	
Power Rating @ 70 °C	2 W		
Operating Temp. Range	-55 °C to +155 °C		
Derated to Zero Load at	+155 °C		
Maximum Working Voltage	1349 mV	300 V	
Maximum Overload Voltage	2698 mV	600 V	
Insulation Resistance	> 1000 MΩ		
Resistance Range	0.047 - 0.91 Ω (E24 Values)	0 Ω, 1.0 - 1 MΩ (E24 Values)	1 Ω - 1 MΩ (E96 + E24 Values)
Resistance Tolerance	±1 % & ±5 %	±5 %	±1 %
Temperature Coefficient	±100 PPM/°C	±200 PPM/°C	±100 PPM/°C
Zero Ohm Jumper <0.02 Ω Max. Rated Current	6A		

### Notes:

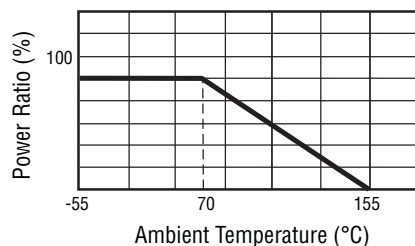
- (1) CRM2512 2 W loading with total solder pad and trace size of 300 mm<sup>2</sup>.
- (2)  $E = (P \times R)^{1/2}$   
E: Working Voltage (V); P: Rated Power (W); R: Resistance Value (Ω)
- (3) Jumper (0 Ω): Rated current 6 A maximum with 300 mm<sup>2</sup> pad. Temperature coefficient is not applicable.

For Standard Values Used in Capacitors, Inductors, and Resistors, [click here](#).

## Soldering Profile



## Derating Curve



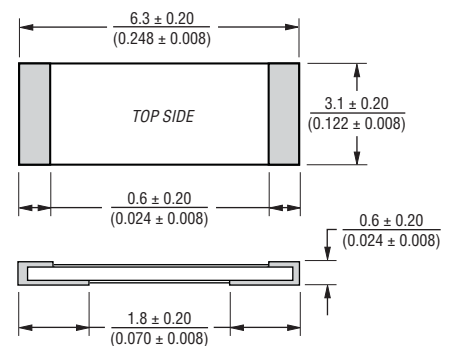
## General Information

The Bourns® CRM2512 Series is a thick film power resistor with a rating of 2 watts in a standard 2512 chip format. This product has a very wide resistance range making it suitable for different applications in power supply circuits including current sensing and current limiting.

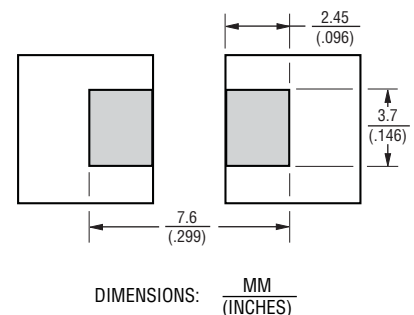
## Characteristic Data

Test	ΔR Max.
Load Life (1000 hours)	
1 % Tolerance	< 1 %
5 % Tolerance	< 3 %
Short Term Overload	
1 % Tolerance	< 1 %
5 % Tolerance	< 2 %
Thermal Shock	
1 % Tolerance	< 0.5 %
5 % Tolerance	< 1 %

## Product Dimensions



## Recommended Solder Pad Layout



\*RoHS Directive 2002/95/EC Jan. 27, 2003 including annex and RoHS Recast 2011/65/EU June 8, 2011. Specifications are subject to change without notice.

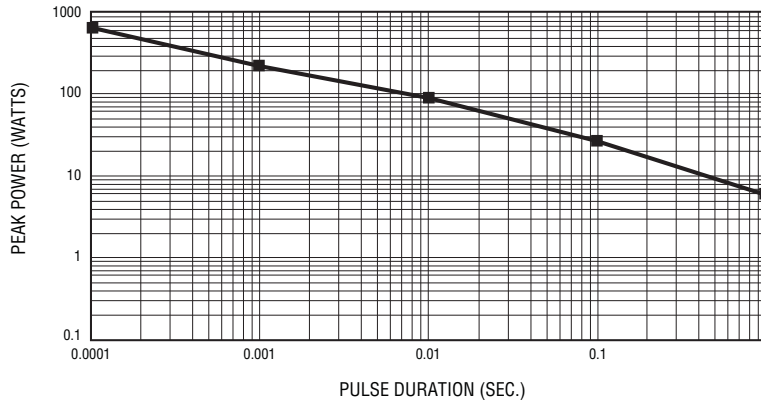
Users should verify actual device performance in their specific applications.

The device characteristics and parameters in this data sheet can and do vary in different applications and actual device performance may vary over time.

# CRM2512 - High Power Current Sense Chip Resistors

**BOURNS®**

## Pulse Load Characteristics



## How to Order

**CRM 2512 - F X - R100 E LF**

Model \_\_\_\_\_  
(CRM = Precision Chip Resistor)

Size \_\_\_\_\_  
2512 = 2512 Size

Resistance Tolerance \_\_\_\_\_  
 • F = ±1 % ..... Use with "X" TCR code  
 • J = ±5 % ..... Use with "W" TCR code for values from 1 ohm through 1 megohm  
 Use with "X" TCR code for values from 0.047 ohm through 0.91 ohm  
 Use with "J" TCR code for 0 ohm (Jumper)

TCR (PPM/°C - See Electrical Characteristics chart) \_\_\_\_\_  
 • W = ±200 PPM/°C  
 • X = ±100 PPM/°C  
 • / = Jumper

Resistance Value \_\_\_\_\_  
 • 1% or 5% Tolerance:  
 R < 1 ohm ..... "R" represents decimal point followed by three significant digits (example: R100 = 0.100 ohm)  
 • 1% Tolerance:  
 < 100 ohms ..... "R" represents decimal point (example: 24R3 = 24.3 ohms)  
 ≥ 100 ohms ..... First three digits are significant, fourth digit represents number of zeros to follow (example: 8252 = 82.5K ohms)  
 • 5% Tolerance:  
 < 10 ohms ..... "R" represents decimal point (example: 4R7 = 4.7 ohms)  
 ≥ 10 ohms ..... First two digits are significant, third digit represents number of zeros to follow (example: 474 = 470K ohms)  
 0 ohm Jumper ..... "000"

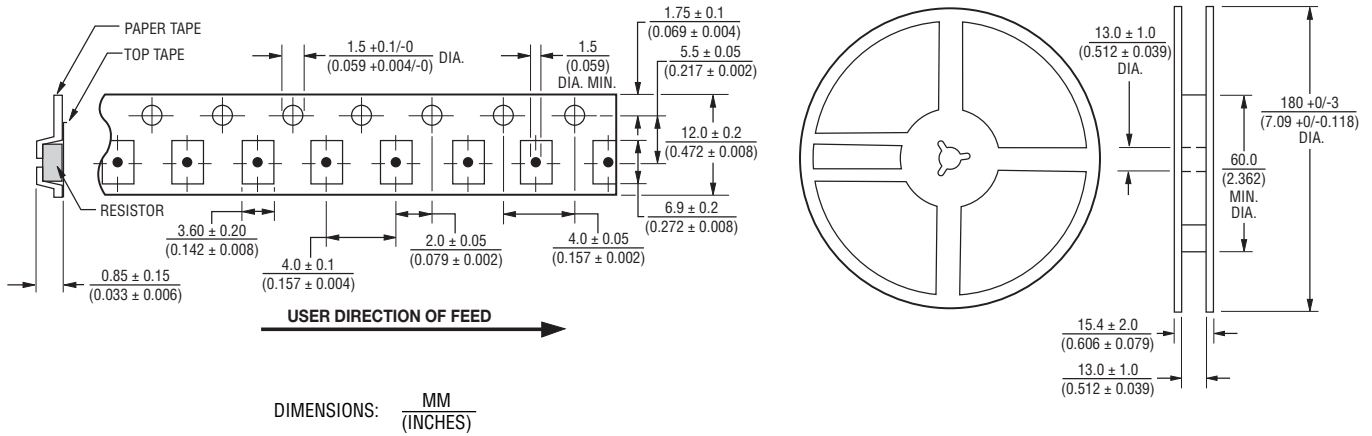
Packaging \_\_\_\_\_  
 • E = 4000 pieces per 180 mm (7 inch) reel

Termination \_\_\_\_\_  
 • LF = Tin-plated (RoHS Compliant)

# CRM2512 - High Power Current Sense Chip Resistors

**BOURNS®**

## Packaging Dimensions (Conforms to EIA RS-481A)



REV. 05/15

Specifications are subject to change without notice.  
 Users should verify actual device performance in their specific applications.  
 The device characteristics and parameters in this data sheet can and do vary in different applications and actual device performance may vary over time.