



Chipsmall Limited consists of a professional team with an average of over 10 year of expertise in the distribution of electronic components. Based in Hongkong, we have already established firm and mutual-benefit business relationships with customers from,Europe,America and south Asia,supplying obsolete and hard-to-find components to meet their specific needs.

With the principle of "Quality Parts,Customers Priority,Honest Operation,and Considerate Service",our business mainly focus on the distribution of electronic components. Line cards we deal with include Microchip,ALPS,ROHM,Xilinx,Pulse,ON,Everlight and Freescale. Main products comprise IC,Modules,Potentiometer,IC Socket,Relay,Connector.Our parts cover such applications as commercial,industrial, and automotives areas.

We are looking forward to setting up business relationship with you and hope to provide you with the best service and solution. Let us make a better world for our industry!



## Contact us

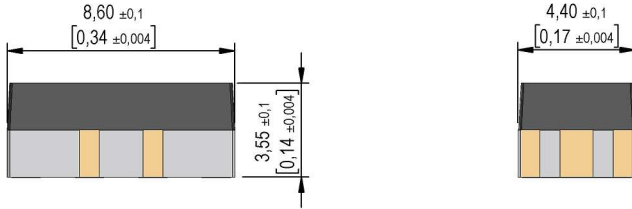
Tel: +86-755-8981 8866 Fax: +86-755-8427 6832

Email & Skype: info@chipsmall.com Web: www.chipsmall.com


Address: A1208, Overseas Decoration Building, #122 Zhenhua RD., Futian, Shenzhen, China



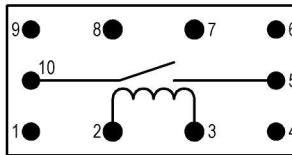
**Dimensions mm[inch]**  
 tolerances acc. to DIN ISO 2768-m  
 Toleranzen gem. DIN ISO 2768-m



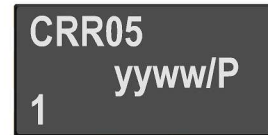
**Isometric**  
 Scale 2:1  
 Maßstab 2:1



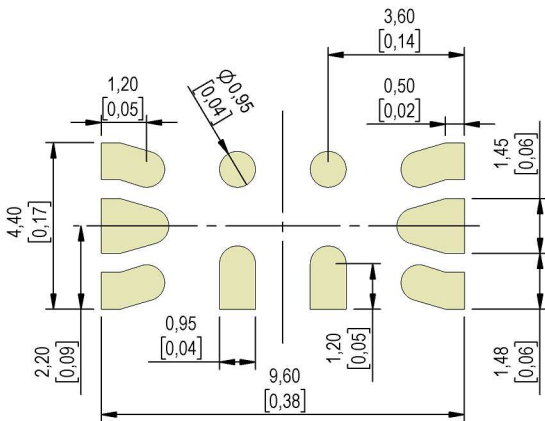
**Layout**  
 Top view  
 Draufsicht



**Marking**  
 according to EN60062/factory code  
 gem. EN60062/Fertigungsstätte

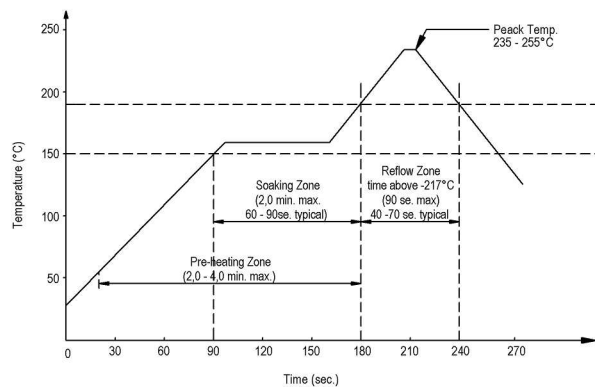


**Recommended PCB Pad Layout**

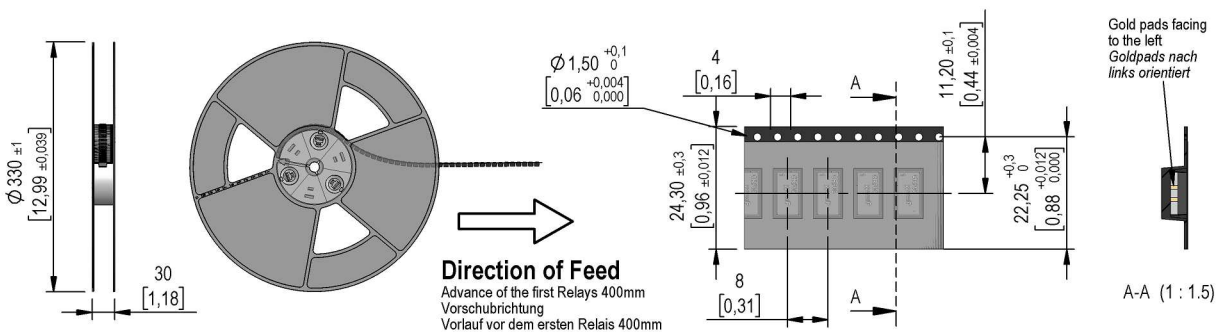


**Recommended Reflow Lead-free Profile**

(acc. to JEDEC J-STD 020D.1)  
 for usage with a tin Sn96.5/Ag3/Cu0.5



**Relay packaging orientation**





Europe: +49 / 7731 8399 0

| Email: info@standexmeder.com

Item No.:

USA: +1 / 508 295 0771

| Email: salesusa@standexmeder.com

**9605180012**

Asia: +852 / 2955 1682

| Email: salesasia@standexmeder.com

Item:

**CRR05-1A**

Coil Data at 20 °C	Conditions	Min	Typ	Max	Unit
Coil resistance		135	150	165	Ohm
Coil voltage			5		VDC
Rated power			167		mW
Pull-In voltage				3,75	VDC
Drop-Out voltage		0,75			VDC

Contact data 80/1	Conditions	Min	Typ	Max	Unit
Contact-No.			80/1		
Contact-form			A		
Contact rating	Any DC combination of V & A			10	W
Switching voltage	DC or Peak AC			170	V
Switching current	DC or Peak AC			0,5	A
Carry current	DC or Peak AC			1	A
Contact resistance static	Measured with 40% overdrive			200	mOhm
Insulation resistance	RH <45 %, 100 V test voltage	100	1.000		GOhm
Breakdown voltage	according to EN 60255-5	210			VDC
Operate time incl. bounce	measured with 40% overdrive			0,6	ms
Release	measured with no coil excitation			0,05	ms
Capacity	@ 10 kHz across open switch		0,4		pF

Special Product Data	Conditions	Min	Typ	Max	Unit
Number of contacts			1		
Contact - form			A - NO		
Dielectric Strength Coil/Contact	according to EN 60255-5	1,5			kV DC
Insulation resistance Coil/Contact	RH <45%, 200 VDC measuring voltage	10	100		TOhm
Case color			black/white		
Housing material			Ceramic + mineral filled epoxy		
Material connection pads			W, Ni, gold plated		
Approval			UL-File No. NRNT2.E156887		
Reach / RoHS conformity			yes		

Environmental data	Conditions	Min	Typ	Max	Unit
Shock	1/2 sine, duration 11ms, in 3 axis			50	g
Vibration	from 10 - 2000 Hz			20	g
Operating temperature		-40		125	°C
Storage temperature		-55		125	°C
Soldering Temperature Tsold	Reflow according IPC/JEDEC J-STD-020C			255	°C
Washability			fully sealed		

General data	Conditions	Min	Typ	Max	Unit
Total weight			0,37		g
Packaging			Tape & Reel / 1000 pcs.		

Modifications in the sense of technical progress are reserved

Designed at: 07.12.09 Designed by: MAPODACA

Approval at: 21.07.11 Approval by: CRUF

Last Change at: 12.06.17 Last Change by: WKOVACS

Approval at: 13.06.17 Approval by: DSTASTNY

Version: 07