



Chipsmall Limited consists of a professional team with an average of over 10 year of expertise in the distribution of electronic components. Based in Hongkong, we have already established firm and mutual-benefit business relationships with customers from,Europe,America and south Asia,supplying obsolete and hard-to-find components to meet their specific needs.

With the principle of “Quality Parts,Customers Priority,Honest Operation,and Considerate Service”,our business mainly focus on the distribution of electronic components. Line cards we deal with include Microchip,ALPS,ROHM,Xilinx,Pulse,ON,Everlight and Freescale. Main products comprise IC,Modules,Potentiometer,IC Socket,Relay,Connector.Our parts cover such applications as commercial,industrial, and automotives areas.

We are looking forward to setting up business relationship with you and hope to provide you with the best service and solution. Let us make a better world for our industry!



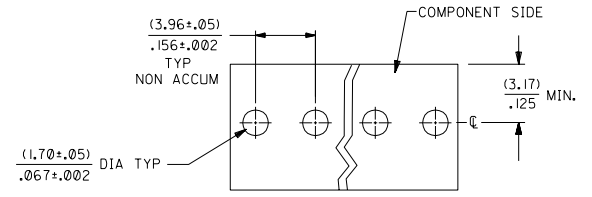
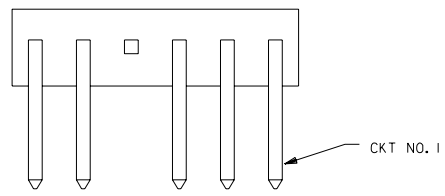
## Contact us

Tel: +86-755-8981 8866 Fax: +86-755-8427 6832

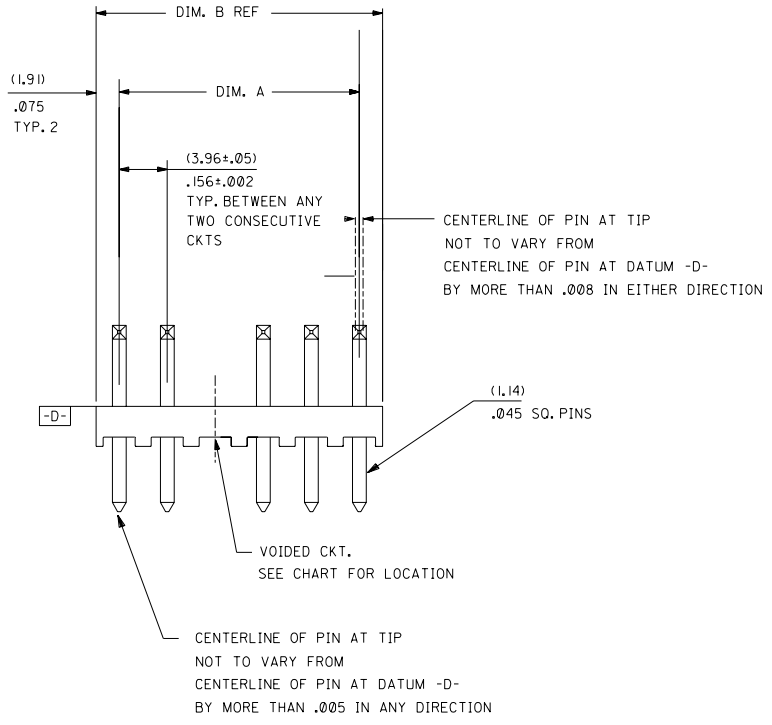
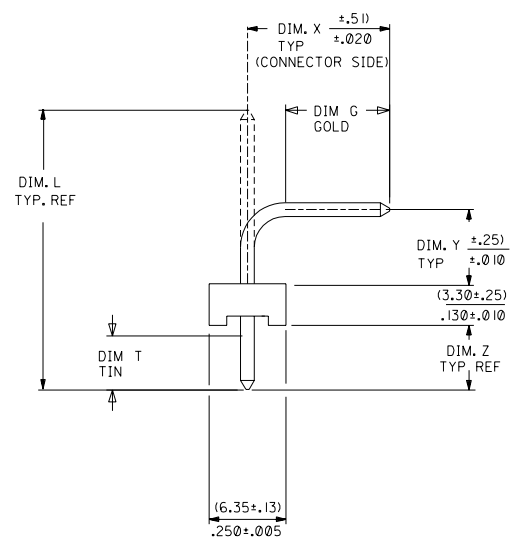
Email & Skype: info@chipsmall.com Web: www.chipsmall.com

Address: A1208, Overseas Decoration Building, #122 Zhenhua RD., Futian, Shenzhen, China





RECOMMENDED PC BOARD HOLE LAYOUT  
FOR CORRECT ORIENTATION OF PARTS WITH  
VOIDS ELIMINATE CORRESPONDING PCB HOLE



NO. OF CKT'S.	DIM. A	DIM. B
2	(3.96±.05) .156±.002	(7.77) .306
3	(7.92±.08) .312±.003	(11.73) .462
4	(11.89±.08) .468±.003	(15.70) .618
5	(15.85±.10) .624±.004	(19.66) .774
6	(19.81±.10) .780±.004	(23.62) .930
7	(23.77±.10) .936±.004	(27.58) 1.086
8	(27.74±.13) 1.092±.005	(31.55) 1.242
9	(31.70±.13) 1.248±.005	(35.51) 1.398
10	(35.66±.13) 1.404±.005	(39.47) 1.554
11	(39.62±.15) 1.560±.006	(43.43) 1.710
12	(43.59±.15) 1.716±.006	(47.40) 1.866
13	(47.55±.15) 1.872±.006	(51.36) 2.022
14	(51.51±.18) 2.028±.007	(55.32) 2.178
15	(55.47±.18) 2.184±.007	(59.28) 2.334
16	(59.44±.18) 2.340±.007	(63.25) 2.490
17	(63.40±.20) 2.496±.008	(67.21) 2.646
18	(67.36±.20) 2.652±.008	(71.17) 2.802

NOTES:

- PRECEDING ENG. NO. IN CHART DESIGNATES STANDARD PRODUCT.
- SOLDERABILITY: WHEN PARTS ARE SOLDERED AT A TEMPERATURE OF 230°C (446°F) FOR 5 SECONDS, EACH SOLDERED SURFACE SHALL BE A MINIMUM OF 95% COVERED WITH A SMOOTH CONTINUOUS ADHERENT COATING. FOR OTHER INFORMATION SEE ES-152.
- PIN PUSH OUT FORCE: PRIOR TO SOLDERING, A 3 POUND MINIMUM FORCE (IN EITHER DIRECTION) SHALL BE REQUIRED TO PUSH THE PIN OUT OF THE HEADER.
- FOR ADDITIONAL INFORMATION AND TESTING PROCEDURES SEE PS-08-50.
- PARTS ARE STACKABLE END TO END ON (3.96)/.156 CENTERS.
- FOR PART WITH PEG SEE DWG. NO. SDA-42472

MATERIAL: HEADER: GLASS FILLED POLYESTER, 94V-0, MOLDED NATURAL (WHITE).  
PIN: BRASS

PLATINGS:  
(102) ELECTRO TIN .000450/.000200 OVER .000200/.000100 COPPER  
(567) SELECT GOLD 15 M.I. MIN SELECT TIN/LEAD 100 M.I. MIN OVER NICKEL OVERALL  
(569) SELECT GOLD 30 M.I. MIN SELECT TIN/LEAD 100 M.I. MIN OVER NICKEL OVERALL  
FOR ADDITIONAL INFORMATION SE SDES-88.

REL 0588/0604 UCR2002-0752 03/11/02 SAMIEC	HI	DIMENSIONS SHOWN (METRIC) INCH UNLESS OTHERWISE SPECIFIED TOLERANCES: ANGULAR ± 1/2°	▽ = 0   ▽ = 0   REVISION ONLY ON CAD SYSTEM
REV TO WW SPEC UCR2002-0077 7/25/01 SAMIEC	H	3 PLACE ±   INCH   METRIC 2 PLACE ±   ± 1 PLACE ±   ±	TITLE FLAT HEADER ASS'Y .156 C BENT SQ PINS, W/O PEG 41772 SERIES DRAWING
REL 0574/0587 UCR2001-0262 9-19-00 SAMIEC	G3	DRAFT WHERE APPLICABLE MUST REMAIN WITHIN DIMENSIONS	MOLEX INCORPORATED LITTLE, ILL. 60532 U.S.A.
DRWG. BY SAMIEC   CHK'D. BY PATEL		FILE NAME S41772X1	SHEET NO. DATE 1 OF 6 09/09/87
APP'D. BY LENZ   SCALE :		SEE CHART	SD A-41772
LTR.   REVISIONS	LTR.   REVISIONS	THIS DRAWING CONTAINS INFORMATION THAT IS PROPRIETARY TO MOLEX INC. AND SHOULD NOT BE USED WITHOUT WRITTEN PERMISSION.	DIV. C   SIZE C

6	HI
5	H
4	H
3	H
2	H
1	HI

	13	12	11	10	9	8	7	6	41772		4	3	2	1
	ENG. NO.	HEADER NO.	PIN NO.	PLATING	DIM. L	DIM. X	DIM. G GOLD	DIM. Y	DIM. Z	DIM. T TIN	DIM. W	NO OF CKTS	VOID CKTS	PACKAGING
J	A-41772-0206/0222	41770-0002/0018	2161-19(102)	102	(26.13) 1.032	(14.86) .585	( ) N/A	(4.95 ) .195	(4.37 ) .172	( ) OVERALL	90°	2-18		BULK PER PK-41772-002
	A-41772-0291/0307	41770-0002/0018	2161-62(102) *	102	(24.89) .980	(13.54) .533	( ) N/A	(4.93 ) .194	(3.86 ) .152	( ) OVERALL	90°	2-18		BULK PER PK-41772-002
	A-41772-0308/0324	41770-0002/0018	2161-75(102) *	102	(16.94) .667	(5.87 ) .231	( ) N/A	(4.90 ) .193	(3.61 ) .142	( ) OVERALL	90°	2-18		BULK PER PK-41772-002
I	A-41772-0325/0340	41770-0003/0018	2161-16(102)	102	(25.40) 1.000	(14.86) .585	( ) N/A	(4.95 ) .195	(3.56 ) .140	( ) OVERALL	90°	3-18	3	BULK PER PK-41772-002
	A-41772-0341/0352	41770-0007/0018	2161-16(102)	102	(25.40) 1.000	(14.86) .585	( ) N/A	(4.95 ) .195	(3.56 ) .140	( ) OVERALL	90°	7-18	7	BULK PER PK-41772-002
	A-41772-0353/0367	41770-0004/0018	2161-16(102)	102	(25.40) 1.000	(14.86) .585	( ) N/A	(4.95 ) .195	(3.56 ) .140	( ) OVERALL	90°	4-18	4	BULK PER PK-41772-002

H \* ON ASSEMBLIES A-41772-0291 / 0324 THE PIN BEND RADIUS IS TO BE .045 R

A-41772-0206/0222			A-41772-0291/0307			A-41772-0308/0324			A-41772-0325/0340			A-41772-0341/0352			A-41772-0353/0367		
EDP NO.	ENG. NO.	NO OF CKTS	EDP NO.	ENG. NO.	NO OF CKTS	EDP NO.	ENG. NO.	NO OF CKTS	EDP NO.	ENG. NO.	NO OF CKTS	EDP NO.	ENG. NO.	NO OF CKTS	EDP NO.	ENG. NO.	NO OF CKTS
	A-41772-0206	2		A-41772-0291	2	26-60-3028	A-41772-0308	2			2			2			2
	A-41772-0207	3		A-41772-0292	3	26-60-3038	A-41772-0309	3		A-41772-0325	3			3			3
	A-41772-0208	4	26-60-3047	A-41772-0293	4	26-60-3048	A-41772-0310	4		A-41772-0326	4			4	A-41772-0353		4
	A-41772-0209	5	26-60-3057	A-41772-0294	5	26-60-3058	A-41772-0311	5		A-41772-0327	5			5	A-41772-0354		5
	A-41772-0210	6	26-60-3067	A-41772-0295	6	26-60-3068	A-41772-0312	6	26-62-3061	A-41772-0328	6			6	A-41772-0355		6
	A-41772-0211	7	26-60-3077	A-41772-0296	7	26-60-3078	A-41772-0313	7		A-41772-0329	7		A-41772-0341	7			7
	26-60-3082	8		A-41772-0297	8	26-60-3088	A-41772-0314	8	26-62-3081	A-41772-0330	8	26-62-3082	A-41772-0342	8	26-62-3083	A-41772-0357	8
	A-41772-0213	9	26-60-3097	A-41772-0298	9	26-60-3098	A-41772-0315	9		A-41772-0331	9		A-41772-0343	9		A-41772-0358	9
	A-41772-0214	10		A-41772-0299	10	26-60-3108	A-41772-0316	10		A-41772-0332	10		A-41772-0344	10		A-41772-0359	10
	A-41772-0215	11		A-41772-0300	11	26-60-3118	A-41772-0317	11		A-41772-0333	11		A-41772-0345	11		A-41772-0360	11
	26-60-3122	12	26-60-3127	A-41772-0301	12	26-60-3128	A-41772-0318	12		A-41772-0334	12		A-41772-0346	12	26-62-3123	A-41772-0361	12
	A-41772-0217	13		A-41772-0302	13	26-60-3138	A-41772-0319	13		A-41772-0335	13		A-41772-0347	13		A-41772-0362	13
	26-60-3142	14		A-41772-0303	14	26-60-3148	A-41772-0320	14		A-41772-0336	14		A-41772-0348	14		A-41772-0363	14
	A-41772-0219	15		A-41772-0304	15	26-60-3158	A-41772-0321	15		A-41772-0337	15	26-62-3152	A-41772-0349	15		A-41772-0364	15
	A-41772-0220	16		A-41772-0305	16	26-60-3168	A-41772-0322	16		A-41772-0338	16		A-41772-0350	16		A-41772-0365	16
	A-41772-0221	17		A-41772-0306	17	26-60-3178	A-41772-0323	17		A-41772-0339	17		A-41772-0351	17		A-41772-0366	17
	A-41772-0222	18		A-41772-0307	18	26-60-3188	A-41772-0324	18		A-41772-0340	18		A-41772-0352	18		A-41772-0367	18

SEE SHEET I	E10	SEE SHEET I		DIMENSIONS SHOWN (METRIC) INCH UNLESS OTHERWISE SPECIFIED TOLERANCES ANGULAR ± 1/2°	▽ = 0	▼ = 0	REVISE ONLY ON CAD SYSTEM
SEE SHEET I	E9	SEE SHEET I			TITLE FLAT HEADER ASSEMBLY 156 Q BENT SQ PINS, W/O PEG 41772 SERIES DWG		
SEE SHEET I	E8	SEE SHEET I		3 PLACE ±	INCH	METRIC	MOLEX INCORPORATED U.S.A. SHEET NO. 4 DATE 06/25/88
SEE SHEET I	E7	SEE SHEET I		2 PLACE ±	±	±	PART NO. SEE CHART SDA-41772
SEE SHEET I	E6	SEE SHEET I		1 PLACE ±	±	±	DRWG. NO. SDA-41772
SEE SHEET I	E5	SEE SHEET I		DRAFT WHERE APPLICABLE MUST REMAIN WITHIN DIMENSIONS			
SEE SHEET I	E4	SEE SHEET I		DRWG. BY: SAMEC	CHK'D. BY: PATEL	SCALE: 1:1	FILE NAME: S41772X4
LTR.	REVISIONS	LTR.	REVISIONS	APPR'D. BY: LENZ	SCALE:		THIS DRAWING CONTAINS INFORMATION THAT IS PROPRIETARY TO MOLEX INC. AND SHOULD NOT BE USED WITHOUT WRITTEN PERMISSION.