



Chipsmall Limited consists of a professional team with an average of over 10 year of expertise in the distribution of electronic components. Based in Hongkong, we have already established firm and mutual-benefit business relationships with customers from,Europe,America and south Asia,supplying obsolete and hard-to-find components to meet their specific needs.

With the principle of “Quality Parts,Customers Priority,Honest Operation,and Considerate Service”,our business mainly focus on the distribution of electronic components. Line cards we deal with include Microchip,ALPS,ROHM,Xilinx,Pulse,ON,Everlight and Freescale. Main products comprise IC,Modules,Potentiometer,IC Socket,Relay,Connector.Our parts cover such applications as commercial,industrial, and automotives areas.

We are looking forward to setting up business relationship with you and hope to provide you with the best service and solution. Let us make a better world for our industry!



## Contact us

Tel: +86-755-8981 8866 Fax: +86-755-8427 6832

Email & Skype: info@chipsmall.com Web: www.chipsmall.com

Address: A1208, Overseas Decoration Building, #122 Zhenhua RD., Futian, Shenzhen, China




## CotoMOS® CT136HT/CS136HT

The CT136HT and CS136HT combine Coto quality and economy in an industry standard 6 pin DIP package. Both the CT136HT and the CS136HT offer low on resistance and high load current. The CT136HT utilizes a thru hole lead configuration, while the CS136HT offers a surface mount option when the application requires it. Both relays are ideally suited to the needs of Test and Measurement, Industrial, and Telecommunications.

### CT136HT/CS136HT Features

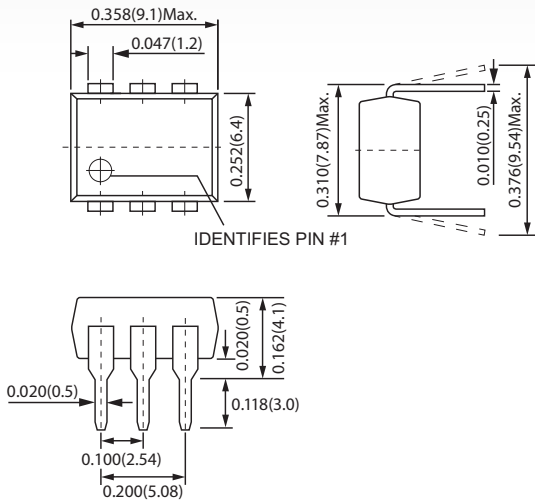
- ▶ Contact Form: 1A
- ▶ Load Voltage: 60V Maximum
- ▶ Operation LED Current: 8.0mA Maximum
- ▶ Load Current: 500mA Maximum
- ▶ On-Resistance: 0.3Ω Maximum
- ▶ Low Off-State Leakage Current: 10μA Maximum
- ▶ I/O Breakdown Voltage: 3750Vrms Minimum
- ▶ Suffix - H for I/O Breakdown Voltage: 5000Vrms Minimum



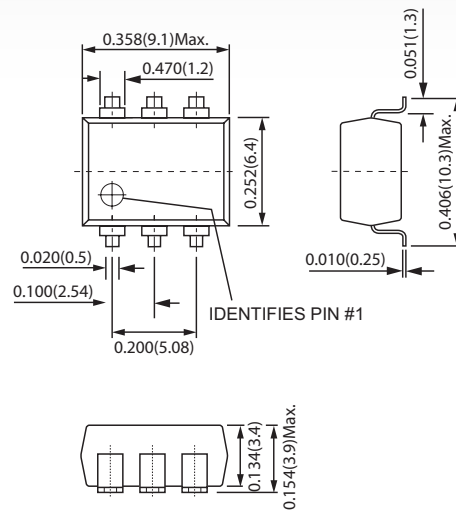
## DIMENSIONS

*in Inches (Millimeters)*

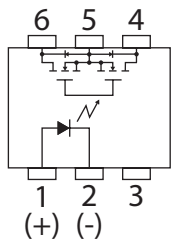
CT136HT



CS136HT

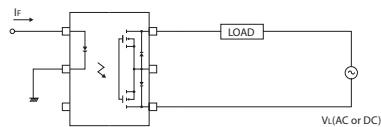


### TERMINAL IDENTIFICATION

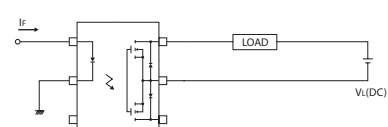


- |                  |                      |
|------------------|----------------------|
| 1: Anode (LED)   | 4,6: Drain (MOS FET) |
| 2: Cathode (LED) | 5: Source (MOS FET)  |
| 3: NC            |                      |

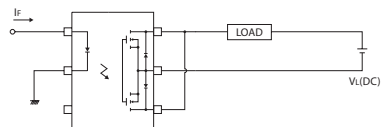
### CONNECTIONS



**A** Control bi-directional signal



**B** On-Resistance is 1/2 of A-connection



**C** On-Resistance is 1/2 of B-connection

CT136HT/CS136HT MAXIMUM RATINGS (Ambient Temperature: 25°C)			
Parameters	Symbol	Units	Value
<b>INPUT SPECIFICATIONS</b>			
Continuous LED Current	I <sub>F</sub>	mA	25
Peak LED Current	I <sub>FP</sub> (F=100 Hz,Duty=1%)	mA	250
LED Reverse Voltage	V <sub>R</sub>	V	5
Input Power Dissipation	P <sub>in</sub>	mW	38
<b>OUTPUT SPECIFICATIONS</b>			
Load Voltage	V <sub>L</sub>	V (AC peak or DC)	60
Load Current	I <sub>L</sub>	mA	500
Peak Load Current	I <sub>Peak</sub>	A	2.0
Output Power Dissipation	P <sub>Out</sub>	mW	80
<b>RELAY SPECIFICATIONS</b>			
Total Power Dissipation	P <sub>T</sub>	mW	118
I/O Breakdown Voltage	V <sub>I/O</sub>	V <sub>rms</sub>	3750
Operating Temperature	T <sub>Opr</sub>	°C	-40 ~ +125
Storage Temperature	T <sub>Stg</sub>	°C	-40 ~ +135

CT136HT/CS136HT ELECTRICAL SPECIFICATIONS (Ambient Temperature: 25°C)						
Parameters	Symbol	Test Conditions	Units	Min	Typ	Max
<b>INPUT</b>						
LED Forward Voltage	V <sub>F</sub>	I <sub>F</sub> =10mA	V	1.0	1.25	1.5
Operation LED Current	I <sub>F On</sub>	I <sub>L</sub> =Rating	mA		3.0	8.0
Recovery LED Voltage	V <sub>F Off</sub>		V	0.5	1.1	
<b>OUTPUT</b>						
On-Resistance Drain to Drain	R <sub>On</sub>	I <sub>F</sub> =10mA, I <sub>L</sub> =Rating Time to flow is within 1 sec.	Ω		0.12	0.3
Off-State Leakage Current	I <sub>Leak</sub>	I <sub>F</sub> =0mA, V <sub>L</sub> =60V	μA			10.0
Output Capacitance	C <sub>Out</sub>	V <sub>L</sub> =0V, f=1MHz	pF		470	
<b>TRANSMISSION</b>						
Turn-On Time	T <sub>On</sub>	I <sub>F</sub> =10mA, I <sub>L</sub> =Rating	ms		2.20	5.0
Turn-Off Time	T <sub>Off</sub>		ms		0.04	0.5
<b>COUPLED</b>						
I/O Insulation Resistance	R <sub>I/O</sub>		Ω	10 <sup>9</sup>		
I/O Capacitance	C <sub>I/O</sub>	f=1MHz	pF		1.0	

#### Environmental Ratings:

Operating Temp: -40°C to +125°C; Storage Temp: -40 to +135°C.  
All electrical parameters measured at 125°C unless otherwise specified.

# CT136HT/CS136HT SERIES GRAPHS

