



Chipsmall Limited consists of a professional team with an average of over 10 year of expertise in the distribution of electronic components. Based in Hongkong, we have already established firm and mutual-benefit business relationships with customers from,Europe,America and south Asia,supplying obsolete and hard-to-find components to meet their specific needs.

With the principle of "Quality Parts,Customers Priority,Honest Operation,and Considerate Service",our business mainly focus on the distribution of electronic components. Line cards we deal with include Microchip,ALPS,ROHM,Xilinx,Pulse,ON,Everlight and Freescale. Main products comprise IC,Modules,Potentiometer,IC Socket,Relay,Connector.Our parts cover such applications as commercial,industrial, and automotives areas.

We are looking forward to setting up business relationship with you and hope to provide you with the best service and solution. Let us make a better world for our industry!



## Contact us

Tel: +86-755-8981 8866 Fax: +86-755-8427 6832

Email & Skype: info@chipsmall.com Web: www.chipsmall.com

Address: A1208, Overseas Decoration Building, #122 Zhenhua RD., Futian, Shenzhen, China





---

# AZD026 – Azoteq USB-dongles Overview

---

## Contents

<b>1</b>	<b>Azoteq USB-dongle usage.....</b>	<b>2</b>
	<i>Azoteq USB-dongle pin-layout.....</i>	<i>3</i>
<b>2</b>	<b>Connecting USB-dongle for <i>Programming</i> .....</b>	<b>3</b>
<b>3</b>	<b>Connecting USB-dongle for <i>Serial Communication</i> .....</b>	<b>5</b>
3.1	<i>1-wire protocol .....</i>	<i>5</i>
3.2	<i>SPI.....</i>	<i>5</i>
3.3	<i>I<sup>2</sup>C.....</i>	<i>6</i>
<b>4</b>	<b>Flash Programming (CT210/CT210A) .....</b>	<b>7</b>
<b>5</b>	<b>Boot loader Programming (CT210/CT210A/DS100) .....</b>	<b>7</b>
<b>6</b>	<b>Revision history.....</b>	<b>8</b>



## 1 Azoteq USB-dongle usage

The Azoteq USB-dongles available for commercial use are listed in Table 1.1. The dongles are connected to a computer via a mini-USB (micro-USB for CT210A) cable and are used:

**(Please Note: Use with USB data cable only)**

- As an interface to program OTP<sup>1</sup> bits which is available on certain ICs (to customize an IC for a certain design), see tables Table 2.1 and Table 2.2 for pin assignment or
- to perform serial communication between computer and IC via
  - 1-wire Communication Protocol see Table 3.1,
  - SPI see Table 3.2,
  - I<sup>2</sup>C see Table 3.3,
- Flash programming, Table 4.1
- Boot loader programming, Table 5.1

Azoteq provides software used for programming OTP bits. This software is known as USBProg and is intended for prototyping purposes. More information regarding USBProg can be found in application note AZD007.

Azoteq provides software used for the serial streaming of data to a computer utilising the Azoteq USB-dongles. Each IC has its own dedicated software and is intended for prototyping purposes and can be found on the Azoteq website under Software and Tools.

Table 1.1 Azoteq USB-dongles

Azoteq dongle	Description	Device Supported	Data Streaming	Programming	Boot loading
CT210A	4 <sup>th</sup> Generation programmer and data streamer	ALL	✓	✓	✓
CT210	3 <sup>rd</sup> Generation programmer and data streamer	ALL	✓	✓	✓
DS100	Data Streaming Dongle	ALL	✓	✗	✓

<sup>1</sup> One Time Programmable bit – Every bit is only programmable once



## Azoteq USB-dongle pin-layout




Figure 1.2 Pin layout

## 2 Connecting USB-dongle for Programming

Table 2.1 Azoteq USB-dongle pin assignment for programming IC's

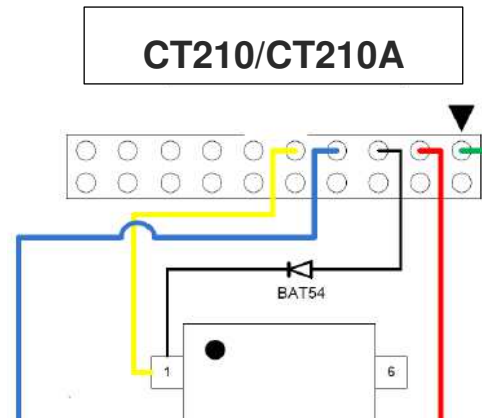
CT pin #	IQS127/ IQS128	IQS133	IQS232	IQS213A/IQS263/ IQS266	IQS333/ IQS360(A)	IQS62x/IQS680
1	V <sub>SS</sub>	V <sub>SS</sub>	V <sub>SS</sub>	V <sub>SS</sub>	V <sub>SS</sub>	V <sub>SS</sub>
2						
3	V <sub>DDHI</sub>	V <sub>DDHI</sub>	V <sub>DDHI</sub>	V <sub>DDHI</sub>	V <sub>DDHI</sub>	V <sub>DDHI</sub>
4						
5	SHLD/POUT		POUT/RF&RDY	RDY	PWM3	LTX/LED0/OUTPUT
6	CX					
7		TO0/DATA	TO0/SDA	SDA	SDA	SDA
8						
9		TO1	TO1/SCL	SCL	SCL	SCL
10						

Only devices with OTP bits are shown



**Table 2.2 Azoteq USB-dongle pin assignment for programming with special connection**

CT pin #	IQS227AS/IQS228AS IQS211(A)/IQS231(A)
1	$V_{SS}$
2	
3	$V_{DDHI}$
4	
5	IO1 / SCL (diode required – see picture)
6	
7	IO2 / SDA
8	
9	IO1 / SCL
10	



**Table 2.3 Azoteq USB-dongle pin assignment for programming IQS333 OTP using Azoteq USBProg**

CT pin #	IQS333
1	$V_{SS}$
2	
3	$V_{DDHI}$
4	
5	PWM3
6	
7	SDA
8	
9	SCL
10	RDY

Note: Insure that  $V_{DDHI}$  and  $V_{REG}$  capacitors are connected as specified by the relevant datasheet for all programming.



### 3 Connecting USB-dongle for Serial Communication

Please refer to the data sheet and communication interface of the specific device for information regarding the communication protocol supported.

#### 3.1 1-wire protocol

Table 3.1 Azoteq USB-dongle pin assignment for 1-wire protocol

USB-dongle pin #	Azoteq 1-wire device
1	V <sub>SS</sub>
2	
3 <sup>2</sup>	V <sub>DDHI</sub>
4	
...	
9	
10	DATA

#### 3.2 SPI

Table 3.2 Azoteq USB-dongle pin assignment for SPI

USB-dongle pin #	Azoteq SPI Device
1	V <sub>SS</sub>
2	
3	V <sub>DDHI</sub>
4	
5	
6	MOSI
7	SOMI
8	RDY
9	SCK
10	/SS

<sup>2</sup> VDDHI can be supplied by an external source, please ensure the same voltage levels as USB-dongle are followed



### 3.3 I<sup>2</sup>C

Table 3.3 Azoteq USB-dongle pin assignment for I<sup>2</sup>C

USB-dongle pin #	Azoteq I <sup>2</sup> C Device
1	V <sub>SS</sub>
2	
3	V <sub>DDHI</sub>
4	
5	
6	
7	I2C SDA
8	
9	I2C SCL
10	RDY



## 4 Flash Programming (CT210/CT210A)

The CT210/CT210A supports a programming protocol used to program certain flash MCUs (e.g. IQS550, IQS572, IQS525). The software used for this purpose is Azoteq Flash Programmer. The pinout to perform flash programming can be seen in Table 4.1.

Table 4.1 **Azoteq USB-dongle pin assignment for Flash Programming**

CT pin #	Flash MCU
1	V <sub>SS</sub>
2	
3	V <sub>DDHI</sub>
..	
..	
..	
17	RESET
18	DATA
19	
20	

## 5 Boot loader Programming (CT210/CT210A/DS100)

The CT210/CT210A/DS100 also support programming via a boot loader on chip for the IQS550, IQS572 and IQS525 ICs. The software used for this purpose is Azoteq Flash Programmer. The pinout to perform flash programming can be seen in Table 5.1.

Table 5.1 **Azoteq USB-dongle pin assignment for Boot loader Programming**

USB-dongle pin #	Azoteq I <sup>2</sup> C Device
1	V <sub>SS</sub>
2	
3	V <sub>DDHI</sub>
4	
5	
6	
7	I2C SDA
8	
9	I2C SCL
10	





## 6 Revision history


Version	Release date	Change Notes
0.05	March 2011	Initial release
0.06	May 2012	Updated list of supported Azoteq USB dongles Added 2-series ICs (232/233/242/252) Consolidated 1-wire protocol Added CT220/CT210 Flash Programming pin connections
0.07	November 2015	Reformatted document to the latest Azoteq template Updated to reflect the current state of the CT210 and what devices are not supported anymore.  Added programming with special connections for the IQS227AS, IQS228AS, IQS211, IQS231  Added I2C Boot loader programming pin out connections, section 5
0.08	April 2017	Added CT210A
0.09	August 2017	Added IQS333 I2C OTP
0.10	November 2017	Added: Use with USB data cable only Removed EOL items



	<b>USA</b>	<b>Asia</b>	<b>South Africa</b>
<b>Physical Address</b>	6507 Jester Blvd Bldg 5, suite 510G Austin TX 78750 USA	Rm2125, Glittery City Shennan Rd Futian District Shenzhen, 518033 China	109 Main Street Paarl 7646 South Africa
<b>Postal Address</b>	6507 Jester Blvd Bldg 5, suite 510G Austin TX 78750 USA	Rm2125, Glittery City Shennan Rd Futian District Shenzhen, 518033 China	PO Box 3534 Paarl 7620 South Africa
<b>Tel</b>	+1 512 538 1995	+86 755 8303 5294 ext 808	+27 21 863 0033
<b>Fax</b>	+1 512 672 8442		+27 21 863 1512
<b>Email</b>	<a href="mailto:info@azoteq.com">info@azoteq.com</a>	linayu@azoteq.com.cn	<a href="mailto:info@azoteq.com">info@azoteq.com</a>

Please visit [www.azoteq.com](http://www.azoteq.com) for a list of distributors and worldwide representation.

The following patents relate to the device or usage of the device: US 6,249,089; US 6,952,084; US 6,984,900; US 7,084,526; US 7,084,531; US 8,395,395; US 8,531,120; US 8,659,306; US 8,823,273; US 9,209,803; US 9,360,510; EP 2,351,220; EP 2,559,164; EP 2,656,189; HK 1,156,120; HK 1,157,080; SA 2001/2151; SA 2006/05363; SA 2014/01541; SA 2015/023634

IQ Switch<sup>®</sup>, SwipeSwitch™, ProxSense<sup>®</sup>, LightSense™, AirButton™, ProxFusion™, Crystal Driver™ and the  logo are trademarks of Azoteq.

The information in this Datasheet is believed to be accurate at the time of publication. Azoteq uses reasonable effort to maintain the information up-to-date and accurate, but does not warrant the accuracy, completeness or reliability of the information contained herein. All content and information are provided on an "as is" basis only, without any representations or warranties, express or implied, of any kind, including representations about the suitability of these products or information for any purpose. Azoteq disclaims all warranties and conditions with regard to these products and information, including but not limited to all implied warranties and conditions of merchantability, fitness for a particular purpose, title and non-infringement of any third party intellectual property rights. Azoteq assumes no liability for any damages or injury arising from any use of the information or the product or caused by, without limitation, failure of performance, error, omission, interruption, defect, delay in operation or transmission, even if Azoteq has been advised of the possibility of such damages. The applications mentioned herein are used solely for the purpose of illustration and Azoteq makes no warranty or representation that such applications will be suitable without further modification, nor recommends the use of its products for application that may present a risk to human life due to malfunction or otherwise. Azoteq products are not authorized for use as critical components in life support devices or systems. No licenses to patents are granted, implicitly, express or implied, by estoppel or otherwise, under any intellectual property rights. In the event that any of the abovementioned limitations or exclusions does not apply, it is agreed that Azoteq's total liability for all losses, damages and causes of action (in contract, tort (including without limitation, negligence) or otherwise) will not exceed the amount already paid by the customer for the products. Azoteq reserves the right to alter its products, to make corrections, deletions, modifications, enhancements, improvements and other changes to the content and information, its products, programs and services at any time or to move or discontinue any contents, products, programs or services without prior notification. For the most up-to-date information and binding Terms and Conditions please refer to [www.azoteq.com](http://www.azoteq.com).

[www.azoteq.com/ip](http://www.azoteq.com/ip)

[info@azoteq.com](mailto:info@azoteq.com)