



Chipsmall Limited consists of a professional team with an average of over 10 year of expertise in the distribution of electronic components. Based in Hongkong, we have already established firm and mutual-benefit business relationships with customers from,Europe,America and south Asia,supplying obsolete and hard-to-find components to meet their specific needs.

With the principle of “Quality Parts,Customers Priority,Honest Operation,and Considerate Service”,our business mainly focus on the distribution of electronic components. Line cards we deal with include Microchip,ALPS,ROHM,Xilinx,Pulse,ON,Everlight and Freescale. Main products comprise IC,Modules,Potentiometer,IC Socket,Relay,Connector.Our parts cover such applications as commercial,industrial, and automotives areas.

We are looking forward to setting up business relationship with you and hope to provide you with the best service and solution. Let us make a better world for our industry!



Contact us

Tel: +86-755-8981 8866 Fax: +86-755-8427 6832

Email & Skype: info@chipsmall.com Web: www.chipsmall.com

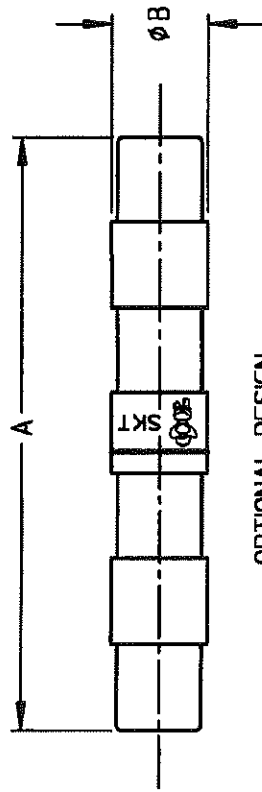
Address: A1208, Overseas Decoration Building, #122 Zhenhua RD., Futian, Shenzhen, China



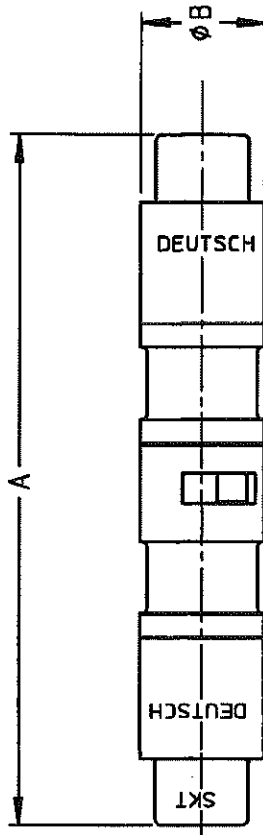
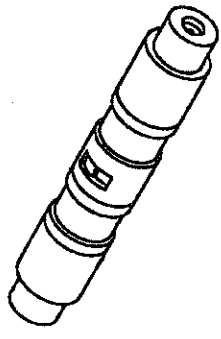
PROPERTY OF DEUTSCH E.C.D. duplicated, not used in whole or in part for any purposes other than to evaluate this drawing.

REVISIONS	DATE	APPROVED
DESCRIPTION	12 10 77	[Signature]
REVISED PER E.O. D0324		
REV H		

H CTL - 48 *



OPTIONAL DESIGN



6. PART MARKING TO INCLUDE 'SKT', 'DEUTSCH' OR DEUTSCH LOGO ONLY. ALL OTHER REQUIRED MARKING TO APPEAR ON PACKAGE LABEL ONLY.

5. SOCKET CONTACT PART NUMBERS:
12 SUPPLIED WITH EACH JUNCTION

SIZE	CONTACT
22	CIS-S22/22
20	CIS-S20/20
16	CIS-S16/16
12	CIS-S12/12

4. REQUIRED CONTACT TOOL PART NUMBERS:

SIZE	INSERTION/EXTRACTION TOOL
22	M89169/14-01
20	M89169/14-70
16	M5570-16
12	81515-12

3. FOR CONTACT DATA, SEE ENVELOPE DWG. 1625-1-0000.

2. SEE 'GENERAL DESCRIPTION' FOR ELECTRICAL AND MATERIAL SPECIFICATION.

1. DIMENSIONS ARE IN INCHES UNLESS OTHERWISE SPECIFIED.

SIZE	A	phi B
**	MAX.	± .030
22	1.280	.200
20	1.434	.260
16	1.420	.300
12	1.680	.360

DR	CRIS DAN 7-9-79	COMMON TERMINATION IN-LINE JUNCTION WITH SOCKET CONTACTS	DEUTSCH ENGINEERED CONTACT DEVICES 34631 Infield Ave. Irvine, California
CHK	L. STOLLE 7-27-79		
FE	I. WILSON 7-27-79		
APPD	[Signature]		
SCALE	NONE	ENVELOPE	A CTL - 48 * DATE 12 10 77 SHEET 1 OF 1

9 AUG XX-7113