



Chipsmall Limited consists of a professional team with an average of over 10 year of expertise in the distribution of electronic components. Based in Hongkong, we have already established firm and mutual-benefit business relationships with customers from,Europe,America and south Asia,supplying obsolete and hard-to-find components to meet their specific needs.

With the principle of “Quality Parts,Customers Priority,Honest Operation,and Considerate Service”,our business mainly focus on the distribution of electronic components. Line cards we deal with include Microchip,ALPS,ROHM,Xilinx,Pulse,ON,Everlight and Freescale. Main products comprise IC,Modules,Potentiometer,IC Socket,Relay,Connector.Our parts cover such applications as commercial,industrial, and automotives areas.

We are looking forward to setting up business relationship with you and hope to provide you with the best service and solution. Let us make a better world for our industry!



Contact us

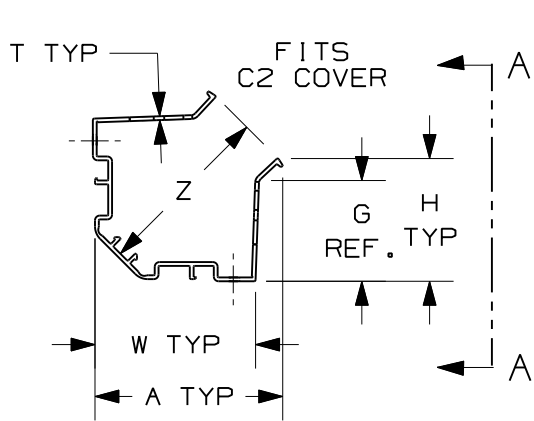
Tel: +86-755-8981 8866 Fax: +86-755-8427 6832

Email & Skype: info@chipsmall.com Web: www.chipsmall.com

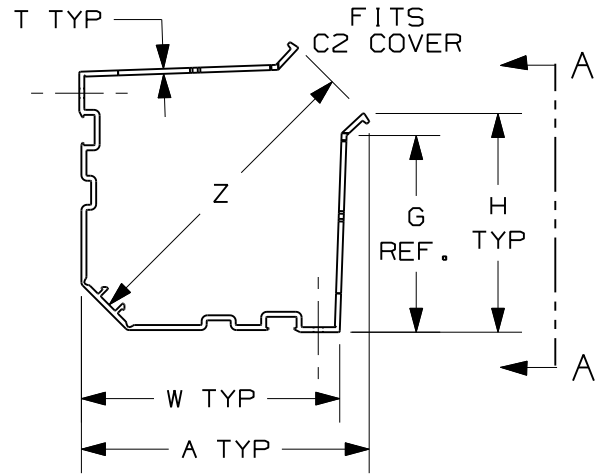
Address: A1208, Overseas Decoration Building, #122 Zhenhua RD., Futian, Shenzhen, China



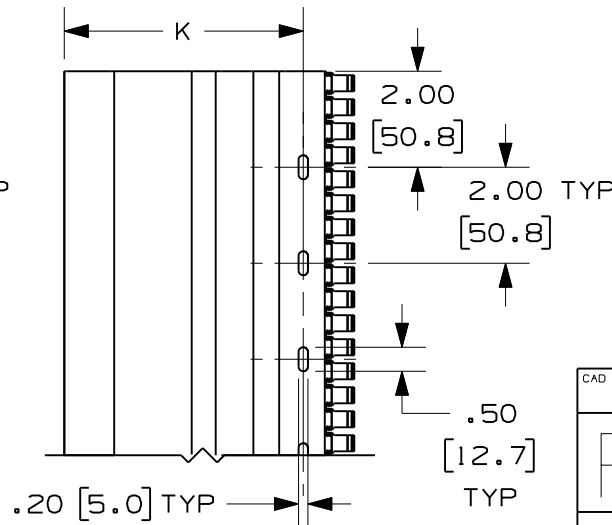
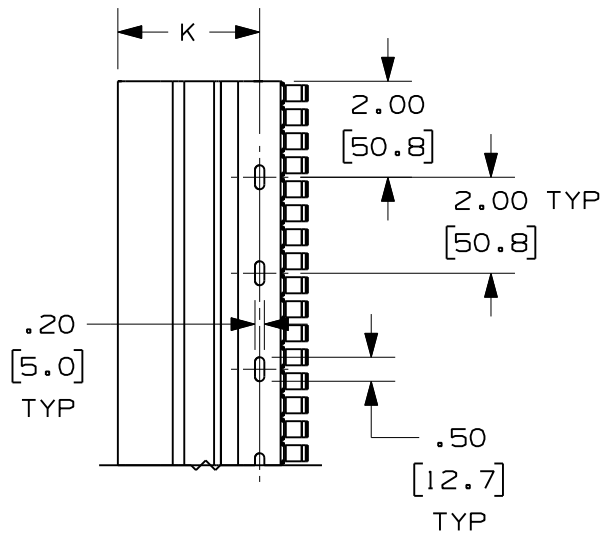
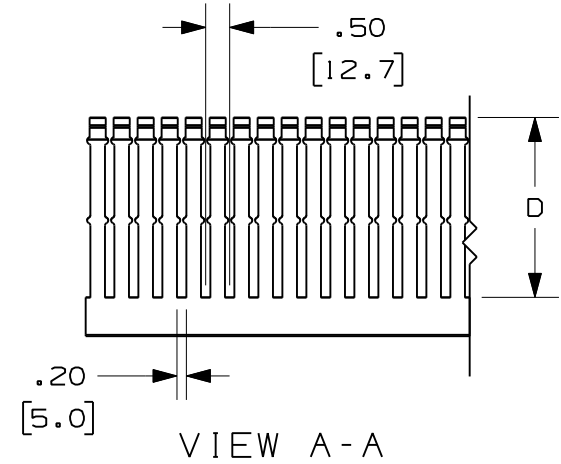
THIS COPY IS PROVIDED ON A RESTRICTED BASIS AND IS NOT TO BE USED IN ANY WAY DETRIMENTAL TO THE INTERESTS OF PANDUIT CORP.



CWD 2"



CWD 3" & 4"



NOTES:



1. "W" MEASURED AT BASE.
2. STANDARD LENGTH: 6ft. (1.83m)
3. SEE CURRENT CATALOG FOR ADDITIONAL PART NUMBER SUFFIXES TO INDICATE COLOR AND OR PACKAGE QUANTITY.
4. FOR USE WITH C2**6 COVER. (SEE DRAWING # 34518-17.)
5. FOR USE WITH CDCLP2, CDCLP3 OR CDCLP4. (SEE DRAWING # 39178-04.)
6. FOR USE WITH CDLB3 OR CDLB4. (SEE DRAWING # 39257-07.)

CAD FILENAME/LAYERS D39210AB_DC_CWD/03A

PANDUIT CORP. TINLEY PARK, ILLINOIS

WIRING DUCT SPECIFICATIONS
TYPE "CWD" CORNER DUCT
CUSTOMER DRAWING

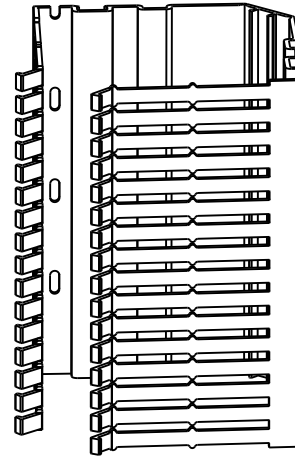
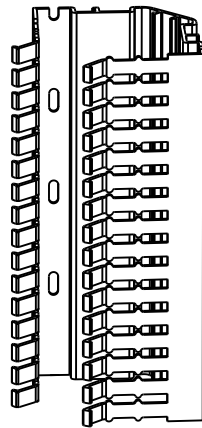
REV	DATE	BY	CHK	DESCRIPTION	ECN	R	CUST	SUP
				F. CHANGED DIMENSIONS				
2	4-19-12	JCST	MRJS	E. ADDED / UPDATED NOTES ABOUT CLIPS D. ADDED CWD2 PRODUCT AND SHEET 2	39210-03	RAMI	RAMI	
--	-----	---	---	C. CHANGED DECIMAL PLACES TO .XX	-----	---	---	
1	5-9-06	JCST	JKG	B. DUAL DIMENSIONED CHART A. UPDATED GEOMETRY / DIMENSIONS	39210-03	JKG	JKG	
R	1-26-06	JCST	JKG	DRAWING RELEASED TO PRODUCTION	39210-03	JKG	JKG	

UNLESS OTHERWISE SPECIFIED, DIMENSIONAL TOLERANCES ARE: (.X) ± .1 (.25) (.XXX) ± (.XX) ± .04 (.1) ANGLES ±		UNLESS OTHERWISE SPECIFIED, ALL DIMENSIONS ARE GIVEN IN INCHES, THIRD ANGLE PROJECTION.	
DRAWN BY JCST	MAT'L: PVC	SCALE NONE	
DATE 1-26-06		DRAWING NO. 39210-03	DWG A
CHK'D JKG		SHEET 1 OF 2	

THIS COPY IS PROVIDED ON A RESTRICTED BASIS AND IS NOT TO BE USED IN ANY WAY DETRIMENTAL TO THE INTERESTS OF PANDUIT CORP.

PART NO.	A	D	G	H	K	T	W	Z
$\triangle D$ CWD2**6	3.91 99.3	1.81 45.9	2.10 53.4	2.57 65.3	2.93 74.3	.08 2.0	3.35 85.0	3.72 94.6
$\triangle F$ $\triangle C$ CWD3**6	4.98 126.6	2.83 71.8	3.10 79.1	3.57 90.7	3.88 98.6	.10 2.4	4.40 111.8	5.16 131.0
$\triangle B$ $\triangle A$ CWD4**6	5.94 150.9	3.84 97.5	4.10 104.1	4.58 115.7	4.93 125.2	.11 2.7	5.33 135.3	6.54 166.0

** = COLOR



$\triangle D$

CAD FILENAME/LAYERS		D39210AB_DC_CWD/03A	
<h1>PANDUIT</h1> CORP. TINLEY PARK, ILLINOIS			
WIRING DUCT SPECIFICATIONS TYPE "CWD" CORNER DUCT CUSTOMER DRAWING			
UNLESS OTHERWISE SPECIFIED, DIMENSIONAL TOLERANCES ARE:		UNLESS OTHERWISE SPECIFIED, ALL DIMENSIONS ARE GIVEN IN INCHES, THIRD ANGLE PROJECTION.	
(.X) ± .1 (.25) (.XXX) ± (.XX) ± .04 (.1) ANGLES ±		SCALE NONE	
DRAWN BY JCST		MAT'L; PVC	
DATE 1-26-06			
CHK'D JKG		DRAWING NO. 39210-03	
		SHEET 2 OF 2	
		DWG A SIZE	

REV	DATE	BY	CHK	DESCRIPTION	ECN	R	CUST	SUP
2	4-19-12	JCST	MRJS	SEE SHEET 1 FOR REVISIONS	39210-03		RAMI	RAMI
1	5-9-06	JCST	JKG	SEE SHEET 1 FOR REVISIONS	39210-03		JKG	JKG
R	1-26-06	JCST	JKG	SEE SHEET 1 FOR REVISIONS	39210-03		JKG	JKG