



Chipsmall Limited consists of a professional team with an average of over 10 year of expertise in the distribution of electronic components. Based in Hongkong, we have already established firm and mutual-benefit business relationships with customers from,Europe,America and south Asia,supplying obsolete and hard-to-find components to meet their specific needs.

With the principle of "Quality Parts,Customers Priority,Honest Operation,and Considerate Service",our business mainly focus on the distribution of electronic components. Line cards we deal with include Microchip,ALPS,ROHM,Xilinx,Pulse,ON,Everlight and Freescale. Main products comprise IC,Modules,Potentiometer,IC Socket,Relay,Connector.Our parts cover such applications as commercial,industrial, and automotives areas.

We are looking forward to setting up business relationship with you and hope to provide you with the best service and solution. Let us make a better world for our industry!



Contact us

Tel: +86-755-8981 8866 Fax: +86-755-8427 6832

Email & Skype: info@chipsmall.com Web: www.chipsmall.com

Address: A1208, Overseas Decoration Building, #122 Zhenhua RD., Futian, Shenzhen, China



DIMENSIONS IN INCHES (MILLIMETERS)
DO NOT SCALE DRAWING

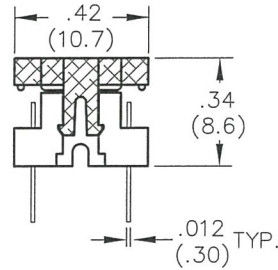
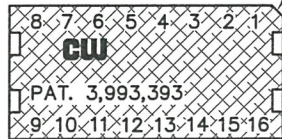
Dwg. No.

CWR-130-XX-0203

DIP CONNECTOR: (.300
(7.62) CENTERS)

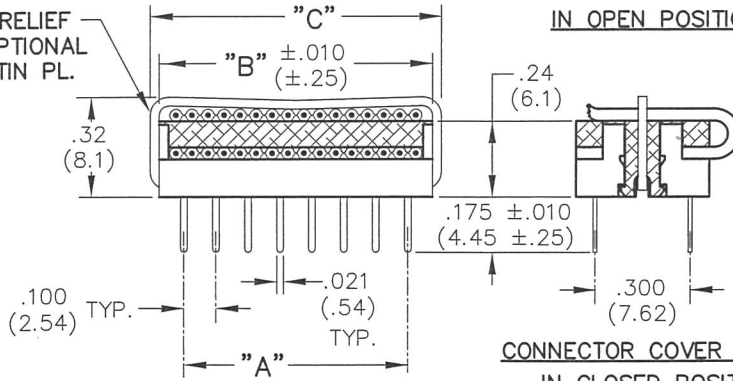
NOTCHED CORNER ORIENTS
No. 1 CONTACT LOCATION.
(16 CONTACT POSITIONS SHOWN; ALSO
AVAILABLE WITH 14 POSITIONS.)

TOP VIEW NO CABLE OR
STRAIN RELIEF SHOWN



CONNECTOR COVER SHOWN
IN OPEN POSITION

STRAIN RELIEF
STRAP—OPTIONAL
STEEL—TIN PL.



CONNECTOR COVER SHOWN
IN CLOSED POSITION

MATERIALS:

PLASTIC PARTS - UL94V-0 Thermoplastic (blue), flame retardant.
CONTACTS - Phosphor Bronze, Std.
CONTACT PLATING - 100 Sn (min.)/.000050 Ni (min.)

OPERATING STANDARDS:

TEMPERATURE RATING - 125°C.
CONTACT RATING - 1 Ampere.
DIELECTRIC STRENGTH - Over 500 V.D.C. AT SEA LEVEL.
CONDUCTORS ACCEPTED - 28-30 AWG solid or stranded.

CONNECTOR DIMENSIONS			
No. of Solder Posts	A	B	C
14	.60 (15.2)	.754 (19.2)	.81 (20.6)
16	.70 (17.8)	.854 (21.7)	.91 (23.1)

CUSTOMER DRAWING

1 2 3 4 5 6 7 8 9 10

B-FORMAT 2002
REVISIONS
0
RELEASED 9-20-2006
DGW
OCT 02 2006

ATTENTION
THIS DRAWING AND ITS ATTACHMENTS, IF ANY, ARE PROPRIETARY TO CW INDUSTRIES AND DESCRIBE DESIGNS THAT ARE CONFIDENTIAL AND MUST NOT BE DISCLOSED UNLESS AUTHORIZED, IN WRITING, BY AN OFFICER OF CW INDUSTRIES.....

CW INDUSTRIES
Southampton, Pa. 18966
TOLERANCES UNLESS OTHERWISE SPECIFIED
2 Place Decimal ±.010 METRIC
3 Place Decimal ±.005 1 Place Dec. ±.25mm
Angles ±1' 2 Place Dec. ±.13mm
Made for: CW IND.
Drawn by: DGW 9-20-2006
Checked by: *GCW 9-28-06*
Approved: *J. K. Layman 10-2-06*

Title: DIP CONNECTOR
NO. CONTS. PER
CONN. DIM. CHART
W/.175" SOLDER POSTS
Division: SWITCH
Dwg. No. CWR-130-XX-0203

MASTER