



Chipsmall Limited consists of a professional team with an average of over 10 year of expertise in the distribution of electronic components. Based in Hongkong, we have already established firm and mutual-benefit business relationships with customers from,Europe,America and south Asia,supplying obsolete and hard-to-find components to meet their specific needs.

With the principle of "Quality Parts,Customers Priority,Honest Operation,and Considerate Service",our business mainly focus on the distribution of electronic components. Line cards we deal with include Microchip,ALPS,ROHM,Xilinx,Pulse,ON,Everlight and Freescale. Main products comprise IC,Modules,Potentiometer,IC Socket,Relay,Connector.Our parts cover such applications as commercial,industrial, and automotives areas.

We are looking forward to setting up business relationship with you and hope to provide you with the best service and solution. Let us make a better world for our industry!



Contact us

Tel: +86-755-8981 8866 Fax: +86-755-8427 6832

Email & Skype: info@chipsmall.com Web: www.chipsmall.com

Address: A1208, Overseas Decoration Building, #122 Zhenhua RD., Futian, Shenzhen, China



DIMENSIONS IN INCHES (MILLIMETERS)
DO NOT SCALE DRAWING

Dwg. No.
CWR-142-XX-0000

NOTES:

1. Dimensions are in inches; dimensions in () are in millimeters.
2. Metric equivalents are given for general information only, and are based upon 1.00 inches equals (25.4) millimeters.
3. Unless otherwise specified, tolerance are ± 0.005 (± 0.13) for three place decimals, and ± 0.01 (± 0.3) for two place decimals.

MATERIALS:

PLASTIC PARTS - UL94V-0 Thermoplastic (blue, standard) flame retardant.

CONTACTS - Phosphor bronze, standard;

CONTACT PLATING- .000010 Gold over .000050 Nickel, Std.

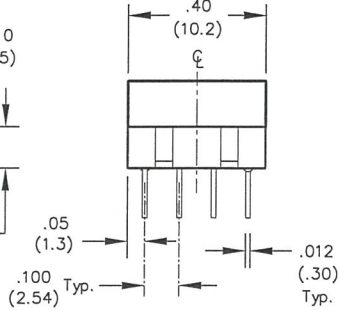
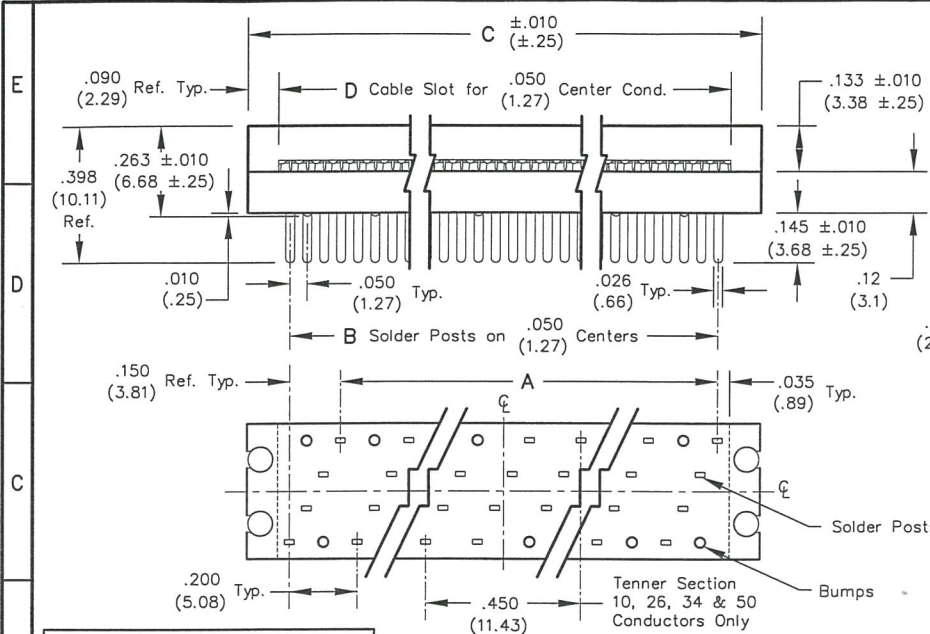
OPERATING STANDARDS:

TEMPERATURE RATING - 120°C.

CONTACT RATING - 1 Ampere.

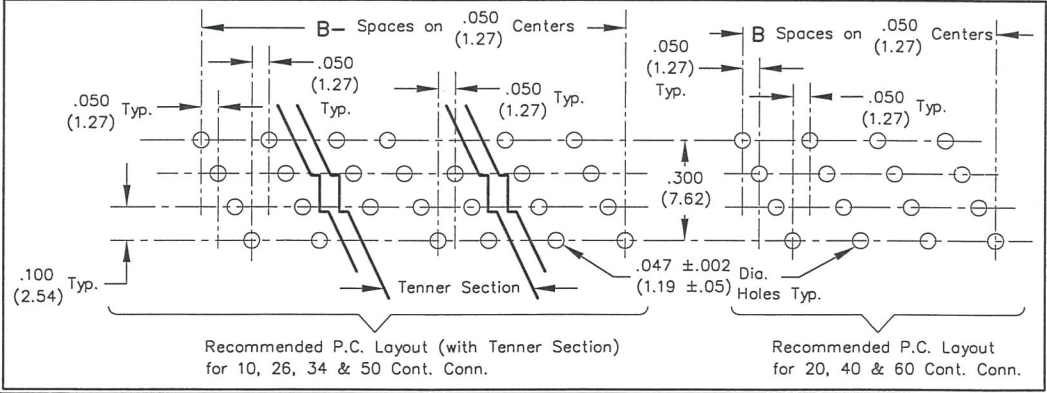
DIELECTRIC STRENGTH - Over 500 V.D.C. AT SEA LEVEL.

CONDUCTORS ACCEPTED - 28-30 AWG solid or stranded.



CONNECTOR DIMENSIONS				
No. Conds. -XX	A	B	C	D
10	—	.450 (11.43)	.700 (17.78)	.520 (13.21)
20	.800 (20.32)	.950 (24.13)	1.200 (30.48)	1.020 (25.91)
26	1.100 (27.94)	1.250 (31.75)	1.500 (38.10)	1.320 (33.53)
34	1.500 (38.10)	1.650 (41.91)	1.900 (48.26)	1.720 (43.69)
40	1.800 (45.72)	1.950 (49.53)	2.200 (55.88)	2.020 (51.31)
50	2.300 (58.42)	2.450 (62.23)	2.700 (68.58)	2.520 (64.01)
60	2.800 (71.12)	2.950 (74.93)	3.200 (81.28)	3.020 (76.71)

CUSTOMER DRAWING



1 2 3 4 5 6 7 8 9 10

FORM-B3 REVISIONS RELEASED DWG 7-31-2001	ATTENTION	CW INDUSTRIES Southampton, Pa. 18966 TOLERANCES UNLESS OTHERWISE SPECIFIED 2 Place Decimal ± 0.01 METRIC 3 Place Decimal ± 0.005 1 Place Dec. ± 0.25 mm Angles $\pm 1^\circ$ 2 Place Dec. ± 0.13 mm Made for: CW IND. Drawn by: DGW 7-31-2001 Checked by: <i>G. Guld 8-2-01</i> Approval: <i>W. P. ... 8-2-01</i>	THIS DRAWING AND ITS ATTACHMENTS, IF ANY, ARE PROPRIETARY TO CW INDUSTRIES AND DESCRIBE DESIGNS THAT ARE CONFIDENTIAL AND MUST NOT BE DISCLOSED UNLESS AUTHORIZED, IN WRITING, BY AN OFFICER OF CW INDUSTRIES.....	Title: P.C.B. CONNECTOR .145" SOLDER POSTS W/O S/R & COVER LIPS
	(PDF File Made)		Division: CONNECTOR	
	Dwg. No. CWR-142-XX-0000			

MASTER