



Chipsmall Limited consists of a professional team with an average of over 10 year of expertise in the distribution of electronic components. Based in Hongkong, we have already established firm and mutual-benefit business relationships with customers from,Europe,America and south Asia,supplying obsolete and hard-to-find components to meet their specific needs.

With the principle of “Quality Parts,Customers Priority,Honest Operation,and Considerate Service”,our business mainly focus on the distribution of electronic components. Line cards we deal with include Microchip,ALPS,ROHM,Xilinx,Pulse,ON,Everlight and Freescale. Main products comprise IC,Modules,Potentiometer,IC Socket,Relay,Connector.Our parts cover such applications as commercial,industrial, and automotives areas.

We are looking forward to setting up business relationship with you and hope to provide you with the best service and solution. Let us make a better world for our industry!



Contact us

Tel: +86-755-8981 8866 Fax: +86-755-8427 6832

Email & Skype: info@chipsmall.com Web: www.chipsmall.com

Address: A1208, Overseas Decoration Building, #122 Zhenhua RD., Futian, Shenzhen, China



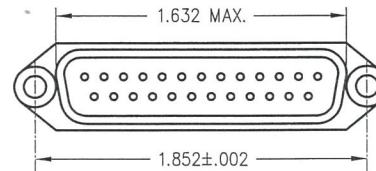
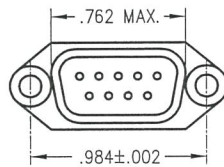
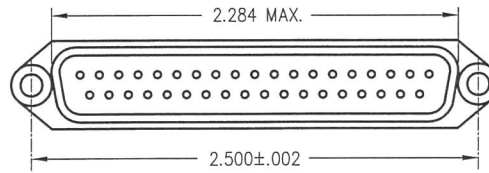
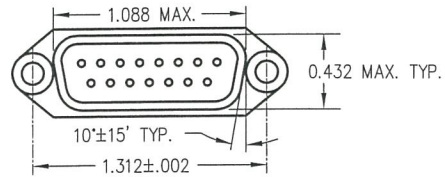
DIMENSIONS IN INCHES (MILLIMETERS)
DO NOT SCALE DRAWING

Dwg. No.

CWR-180 & -280 PANEL LAYOUT

Note:

Dimensions Shown are Maximum Feature Size of Connector.
Panel Cutout Dimensions should be Equal to or Larger than
these Dimensions for Proper Fit of Connector.



E
D
C
B
A

1 2 3 4 5 6 7 8 9 10

B-FORMAT 2002
REVISIONS
0
RELEASED 3-17-2005
MAR 18 2005

ATTENTION
THIS DRAWING AND ITS ATTACHMENTS, IF ANY, ARE PROPRIETARY TO CW INDUSTRIES AND DESCRIBE DESIGNS THAT ARE CONFIDENTIAL AND MUST NOT BE DISCLOSED UNLESS AUTHORIZED, IN WRITING, BY AN OFFICER OF CW INDUSTRIES.....

CW INDUSTRIES
Southampton, Pa. 18966

TOLERANCES UNLESS OTHERWISE SPECIFIED
2 Place Decimal ±.010 METRIC
3 Place Decimal ±.005 1 Place Dec. ±.25mm
Angles ±1' 2 Place Dec. ±.13mm

Title: **PANEL LAYOUT FOR D-SUBMINIATURE CONNECTORS**

Made for: CW IND.
Drawn by: DGW 3-17-2005
Checked by: *[Signature]* 3-17-2005
Approval: *[Signature]* 3-17-2005

Division: **CONNECTOR**
Dwg. No. **CWR-180 & -280 PANEL LAYOUT**

MASTER