



Chipsmall Limited consists of a professional team with an average of over 10 year of expertise in the distribution of electronic components. Based in Hongkong, we have already established firm and mutual-benefit business relationships with customers from,Europe,America and south Asia,supplying obsolete and hard-to-find components to meet their specific needs.

With the principle of “Quality Parts,Customers Priority,Honest Operation,and Considerate Service”,our business mainly focus on the distribution of electronic components. Line cards we deal with include Microchip,ALPS,ROHM,Xilinx,Pulse,ON,Everlight and Freescale. Main products comprise IC,Modules,Potentiometer,IC Socket,Relay,Connector.Our parts cover such applications as commercial,industrial, and automotives areas.

We are looking forward to setting up business relationship with you and hope to provide you with the best service and solution. Let us make a better world for our industry!



Contact us

Tel: +86-755-8981 8866 Fax: +86-755-8427 6832

Email & Skype: info@chipsmall.com Web: www.chipsmall.com

Address: A1208, Overseas Decoration Building, #122 Zhenhua RD., Futian, Shenzhen, China



Ceramic Surface Mount

- *Lowest maximum drive level available*
- *Widest frequency range*
- *Very tight stabilities*

Series **CX5**



Part Numbering Example: CX5 Z - A1 - B2 - C2 60 - 10.0 D18 - 3

CX5	Z	A1*	B2	C2	60	10.0	D18	- 3
SERIES	ADDED FEATURES	OPERATING TEMP.	STABILITY	TOLERANCE	RESISTANCE	FREQUENCY	LOAD CAP.	OVERTONE
CX5	BLANK = BULK PACK Z = TAPE AND REEL	A0 = -10°C ~ +60°C A1 = -10°C ~ +70°C A2 = -40°C ~ +85°C	B1 = ±100 B2 = ± 50 B3 = ± 30 B4 = ± 10	C1 = ±100 C2 = ± 50 C3 = ± 30 C4 = ± 10	SEE CHART BELOW		D16,18,20,ETC. DS = SERIES	BLANK: FUND. -3: 3rd OT

**NOTE: The above ABC combinations cover basic specification options. We tailor our crystal specifications to meet customer requirements. Please contact our sales department if you don't see exactly what you need.*

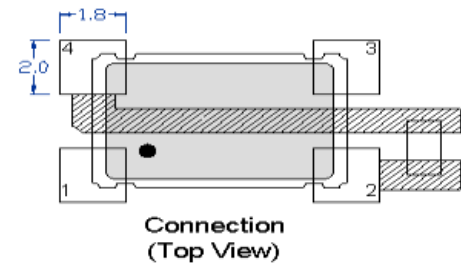
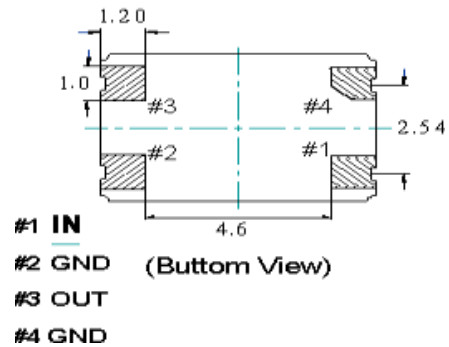
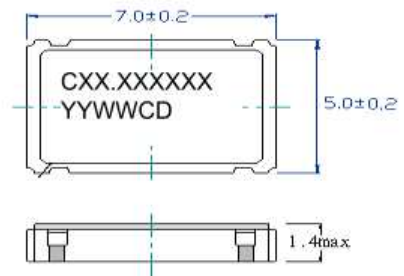
Specifications:

Frequency Range:

7.3728MHZ~48.000MHZ

Operating Temperature:	0°C ~ +70°C -40°C ~ +85°C	<i>Standard</i>
Frequency Stability:	± 50 ppm Stabilities from ± 5 ppm available.	<i>Standard</i>
Frequency Tolerance: (at 25°C)	± 50 ppm Tolerances from ± 10 ppm available.	<i>Standard</i>
Load Capacitance:	Parallel or series. Please specify your required load.	
Resistance:	Maximum resistance corresponds to frequency. See chart below.	
Standard:	Shunt Capacitance: 7 pF Max Aging: ± 3 ppm first year Drive Level: 50 µW Max Packaging: Tape and Reel (1K per Reel)	

CX5



Resistance Chart: All resistances are maximum

EQUIVALENT SERIES RESISTANCE (ESR), MODE OF OPERATION (MODE), AND CUT					
Frequency MHz	ESR(Ω)	Mode/cut	Frequency MHz	ESR(Ω)	Mode/cut
7.3728~9.0000	45 Max	Fund./AT	20.000~30.0000	25 Max	Fund/AT
9.0000~13.0000	40 Max	Fund./AT	30.000~36.0000	25 Max	Fund/AT
13.000~16.0000	35 Max	Fund./AT	30.000~36.0000	80 Max	3rd OT
16.000~20.0000	30 Max	Fund/AT	36.000~48.0000	80 Max	3rd OT

