



Chipsmall Limited consists of a professional team with an average of over 10 year of expertise in the distribution of electronic components. Based in Hongkong, we have already established firm and mutual-benefit business relationships with customers from,Europe,America and south Asia,supplying obsolete and hard-to-find components to meet their specific needs.

With the principle of "Quality Parts,Customers Priority,Honest Operation,and Considerate Service",our business mainly focus on the distribution of electronic components. Line cards we deal with include Microchip,ALPS,ROHM,Xilinx,Pulse,ON,Everlight and Freescale. Main products comprise IC,Modules,Potentiometer,IC Socket,Relay,Connector.Our parts cover such applications as commercial,industrial, and automotives areas.

We are looking forward to setting up business relationship with you and hope to provide you with the best service and solution. Let us make a better world for our industry!



Contact us

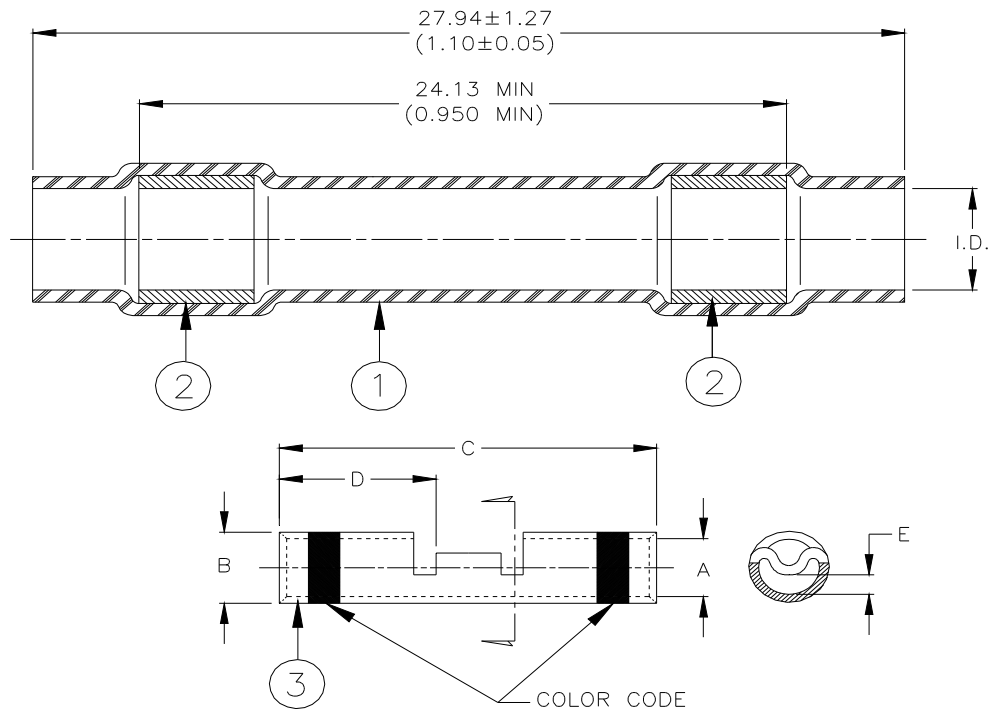
Tel: +86-755-8981 8866 Fax: +86-755-8427 6832

Email & Skype: info@chipsmall.com Web: www.chipsmall.com

Address: A1208, Overseas Decoration Building, #122 Zhenhua RD., Futian, Shenzhen, China



SPECIFICATION CONTROL DRAWING




MATERIALS

1. INSULATION SLEEVE: Heat-shrinkable, transparent blue, radiation cross-linked modified polyvinylidene flouride.
2. MELTABLE RINGS: Immersion resistant thermoplastic; one clear, one color coded per table.
3. CRIMP SPLICER: Base Metal: Copper Alloy 101 or 102 per ASTM B-75.
Plating: Nickel per QQ-N-290.
Color Code: See table below.

Dimensions:

Part Name	I.D.* a min b max	Crimp Splicer					
		∅A	∅B	C	D	E max	Color Code
D-436-82	<u>2.16 (0.085)</u> 0.64 (0.025)	<u>1.27 (0.050)</u> 1.14 (0.045)	<u>2.03 (0.080)</u> 1.91 (0.075)	<u>12.95 (0.510)</u> 12.45 (0.490)	<u>6.22 (0.245)</u> 5.72 (0.225)	0.38 (0.015)	Red
D-436-83	<u>2.79 (0.110)</u> 0.64 (0.025)	<u>1.75 (0.069)</u> 1.63 (0.064)	<u>2.70 (0.106)</u> 2.57 (0.101)	<u>14.86 (0.585)</u> 14.35 (0.565)	<u>7.11 (0.280)</u> 6.60 (0.260)	0.51 (0.020)	Blue
D-436-84	<u>4.32 (0.170)</u> 0.64 (0.025)	<u>2.60 (0.102)</u> 2.46 (0.097)	<u>3.89 (0.153)</u> 3.73 (0.147)	<u>14.86 (0.585)</u> 14.35 (0.565)	<u>7.11 (0.280)</u> 6.60 (0.260)	1.27 (0.050)	Yellow

* I.D: a- As received; b- After unrestricted recovery thru meltable insert.

		TE Connectivity 305 Constitution Drive Menlo Park, CA 94025, USA	Raychem Products	TITLE: (NICKEL PLATED CRIMPS) IN-LINE SPLICE SEALING SYSTEM, 1 TO 1			
Unless otherwise specified dimensions are in millimeters. Inches dimensions are in between brackets.			DOCUMENT NO.: D-436-82/-84				
TOLERANCES: 0.00 N/A 0.0 N/A 0 N/A	ANGLES: N/A ROUGHNESS IN MICRON	TE Connectivity reserves the right to amend this drawing at any time. Users should evaluate the suitability of the product for their application.		DATE: 15-Apr-11	DOC ISSUE: 3		
DRAWN BY: mforonda	REPLACES: D001298	DCR NUMBER: D020028	PROD. REV. SEE TABLE	SCALE: None	SIZE: A	SHEET: 1 of 2	

Print Date: 9-May-11 If this document is printed it becomes uncontrolled. Check for the latest revision.

SPECIFICATION CONTROL DRAWING


Part Name	Prod Rev.	MIL Spec Equivalent Size	Wire Range	Wgt. Lbs/Mpc max
D-436-82	C	M81824/1-1	26-20	1.02
D-436-83	C	M81824/1-2	20-16	1.61
D-436-84	C	M81824/1-3	16-12	2.72

APPLICATION

1. These parts are designed to provide an immersion resistant in-line splices of 1 to 1 wires falling within the size range listed on sheet 1, and having nickel plated conductors and insulations rated for at least 135°C.
2. Parts will meet all performance requirements of MIL-S-81824/1, EN 3373-001 and EN 3373-012 when installed as outlined below.
3. Acceptance sampling shall be in accordance with Paragraph 4.6.1 of MIL-S-81824.
4. Packing and packaging shall be in accordance with Section 5, Level C, of MIL-S-81824.
5. This document takes precedence over documents referenced herein.

ASSEMBLY PROCEDURE:

- a. Slide sealing sleeve onto one of the wires to be spliced.
- b. Strip wires 5/16" to 11/32".
- c. Insert one wire into barrel of crimp splicer and crimp using a Raychem AD-1377 crimp tool. Repeat for the other wire.
- d. Center sealing sleeve over the splice.
- e. Apply heat, using an approved heat source, first to one of the inserts and then the other. Heat should be applied until insert melts and flows axially along the wire.

		TE Connectivity 305 Constitution Drive Menlo Park, CA 94025, USA	Raychem Products	TITLE: (NICKEL PLATED CRIMPS) IN-LINE SPLICE SEALING SYSTEM, 1 TO 1		
Unless otherwise specified dimensions are in millimeters. Inches dimensions are in between brackets.				DOCUMENT NO.: D-436-82/-84		
TOLERANCES: 0.00 N/A 0.0 N/A 0 N/A	ANGLES: N/A ROUGHNESS IN MICRON	TE Connectivity reserves the right to amend this drawing at any time. Users should evaluate the suitability of the product for their application.		DATE: 15-Apr-11	DOC ISSUE: 3	
DRAWN BY: mforonda	REPLACES: D001298	DCR NUMBER: D020028	PROD. REV. SEE TABLE	SCALE: None	SIZE: A	SHEET: 2 of 2

Print Date: 9-May-11 If this document is printed it becomes uncontrolled. Check for the latest revision.