



Chipsmall Limited consists of a professional team with an average of over 10 year of expertise in the distribution of electronic components. Based in Hongkong, we have already established firm and mutual-benefit business relationships with customers from,Europe,America and south Asia,supplying obsolete and hard-to-find components to meet their specific needs.

With the principle of “Quality Parts,Customers Priority,Honest Operation,and Considerate Service”,our business mainly focus on the distribution of electronic components. Line cards we deal with include Microchip,ALPS,ROHM,Xilinx,Pulse,ON,Everlight and Freescale. Main products comprise IC,Modules,Potentiometer,IC Socket,Relay,Connector.Our parts cover such applications as commercial,industrial, and automotives areas.

We are looking forward to setting up business relationship with you and hope to provide you with the best service and solution. Let us make a better world for our industry!



## Contact us

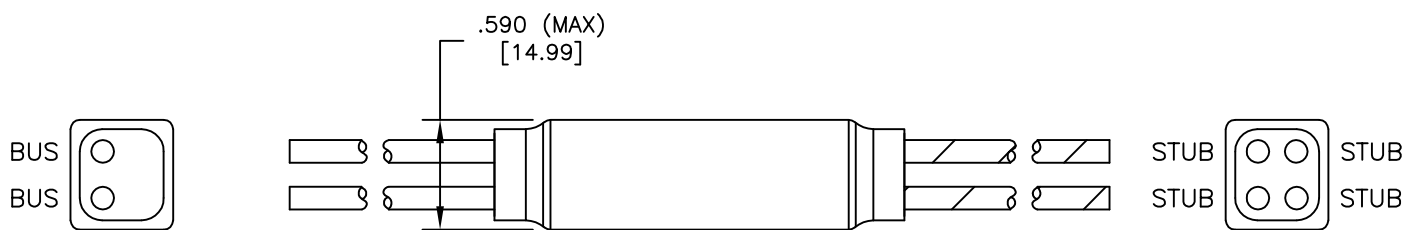
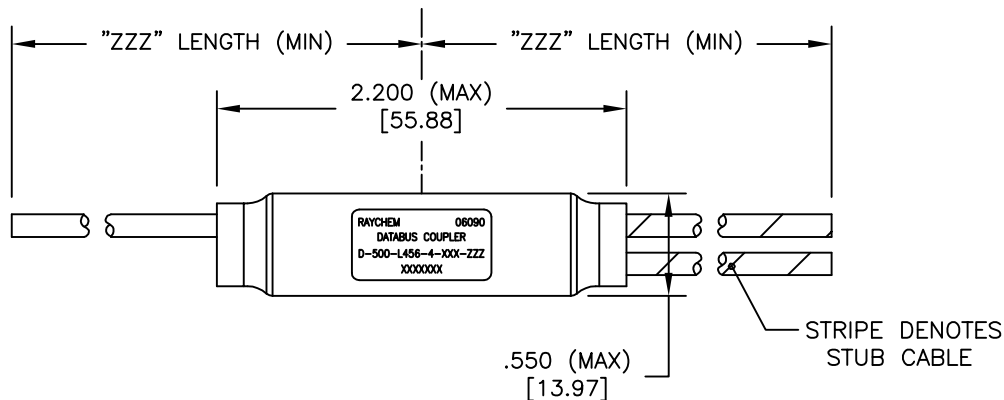
Tel: +86-755-8981 8866 Fax: +86-755-8427 6832

Email & Skype: info@chipsmall.com Web: www.chipsmall.com

Address: A1208, Overseas Decoration Building, #122 Zhenhua RD., Futian, Shenzhen, China



REVISION		
REV	DESCRIPTION	DATE
C	REVISED PER ECO-12-021274	05DEC2012



COMPONENT NUMBER

D-500-L456-4-XXX-ZZZ

SCHEMATIC  
6: REVERSE

CABLE LENGTH  
(INCHES)

NUMBER  
OF STUBS

CABLE

- 612: 10612 (OPTIMIZED SINGLE SHIELD)
- 613: 10613 (OPTIMIZED DOUBLE SHIELD)
- 614: 10614 (EMP HARDENED)
- EP3: EPD30653Q (BUS), EPD31346A-6L9-US (STUB)  
(OPTIMIZED DOUBLE SHIELD)
- H06: 7724H0664 (FLAT SHIELD WIRE, UNFILLED)
- 6D0: 7726D0664 26 AWG OPTIMIZED SINGLE SHIELD
- 6D3: 7726D3664 26 AWG OPTIMIZED DOUBLE SHIELD

If this document is printed it becomes uncontrolled. Check for the latest revision

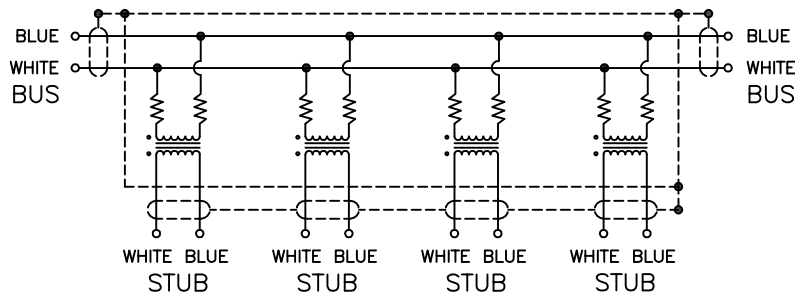
© 2012 Tyco Electronics Corporation. All Rights Reserved.

Raychem Databus  
CUSTOMER DRAWING

UNLESS OTHERWISE SPECIFIED DIMENSIONS ARE INCHES. METRIC DIMENSIONS ARE IN BRACKETS.  DECIMAL TOLERANCES .XXX ± 0.005 [ 0.13 mm] .XX ± 0.010 [ 0.25 mm] .X ± 0.020 [ 0.50 mm]  ANGLE TOLERANCE .X ± 0.5 DEG.  WEIGHT WITHOUT CABLE (MAX) LBS. 0.0331 [ 15.00 gm]	DRAWN T RATZLAFF	DATE 07DEC2001			TE Connectivity
	MATERIAL   FINISH	TITLE  DATABUS MICROCOUPLER, FOUR STUB, REVERSE, LIGHTWEIGHT			
CAD FILE D-500-L456-4-XXX-ZZZa	THIRD ANGLE PROJECTION 	SIZE A	CODE IDENT. NO. 06090	DWG. NO. D-500-L456-4-XXX-ZZZ	DO NOT SCALE THIS DRAWING
SHEET 1 OF 2					

1. MATERIAL AND FINISHES:
  - 1.1 INTERNAL COMPONENTS:
    - TRANSFORMER TO MIL-PRF-21038 AND MIL-STD-1553B
    - RESISTORS TO MIL-PRF-39007/9, 57.6 OHMS
  - 1.2 SHIELDED CASE: ALUMINUM PER ASTM B 618 OR ASTM B211
  - 1.3 SEALED COVER: MODIFIED CROSS-LINKED, FLAME RETARDANT, BLACK, FLUOROPOLYMER TO RAYCHEM SPECIFICATION RT-370.
  - 1.4 CABLE TO RAYCHEM SPECIFICATION 1200.
  
2. APPLICATION:
  - 2.1 THIS COUPLER IS DESIGNED TO BE INSTALLED INTO A DIGITAL MULTIPLEX ASSEMBLY MEETING THE REQUIREMENTS OF MIL-STD-1553B.
  - 2.2 CABLE BEND RADIUS PER SAE-AS50881 STATIC BEND: 5 x CABLE O.D. MIN.  
DYNAMIC BEND: 10 x CABLE O.D. MIN.
  
3. TEMPERATURE:
  - 3.1 OPERATING TEMPERATURE: -65°C TO +150°C
  
4. PERFORMANCE SPECIFICATIONS:
  - 4.1 COUPLER MEETS THE PERFORMANCE REQUIREMENTS OF MIL-STD-1553B AND USAF DRAWING 8912026.
  
5. WEIGHT:
  - 5.1 WEIGHT WITHOUT CABLE: 15.0 GRAMS (MAXIMUM).
  
6. ORDERING INFORMATION:
  - 6.1 ORDER PER COMPONENT NUMBER (SEE SHEET 1) AND DESIRED "ZZZ" CABLE LENGTH.
  - 6.2 SPECIFY CERTIFICATION OF CONFORMANCE REQUIREMENTS AS SEPARATE LINE ITEM.
  - 6.3 SPLICE KITS TO BE ORDERED SEPARATELY. PRODUCT NUMBER: D-150-0708-5.

FOUR STUB COUPLER SCHEMATIC



If this document is printed it becomes uncontrolled. Check for the latest revision

© 2012 Tyco Electronics Corporation. All Rights Reserved.

Raychem Databus  
CUSTOMER DRAWING

DRAWN T RATZLAFF	DATE 07DEC2001		SIZE A	CODE IDENT. NO. 06090	DWG. NO. D-500-L456-4-XXX-ZZZ	REV C
CAD FILE D-500-L456-4-XXX-ZZZb			DO NOT SCALE THIS DRAWING		SHEET 2 OF 2	