

Chipsmall Limited consists of a professional team with an average of over 10 year of expertise in the distribution of electronic components. Based in Hongkong, we have already established firm and mutual-benefit business relationships with customers from,Europe,America and south Asia,supplying obsolete and hard-to-find components to meet their specific needs.

With the principle of “Quality Parts,Customers Priority,Honest Operation,and Considerate Service”,our business mainly focus on the distribution of electronic components. Line cards we deal with include Microchip,ALPS,ROHM,Xilinx,Pulse,ON,Everlight and Freescale. Main products comprise IC,Modules,Potentiometer,IC Socket,Relay,Connector.Our parts cover such applications as commercial,industrial, and automotives areas.

We are looking forward to setting up business relationship with you and hope to provide you with the best service and solution. Let us make a better world for our industry!



Contact us

Tel: +86-755-8981 8866 Fax: +86-755-8427 6832

Email & Skype: info@chipsmall.com Web: www.chipsmall.com

Address: A1208, Overseas Decoration Building, #122 Zhenhua RD., Futian, Shenzhen, China

4

3

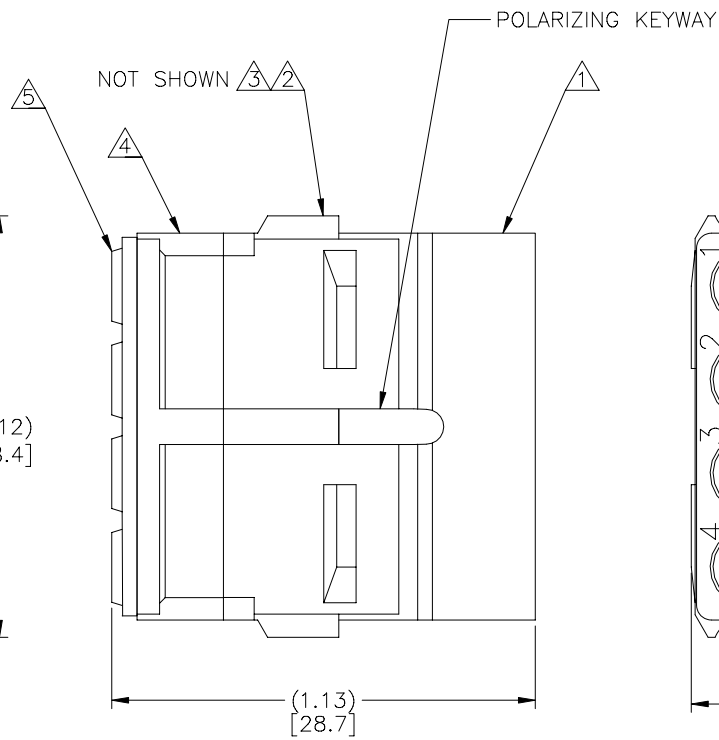
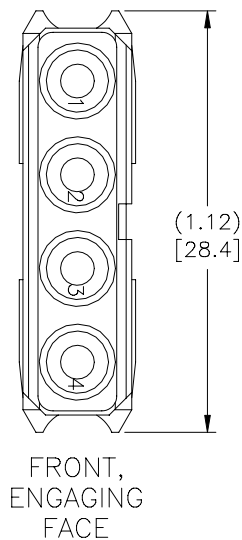
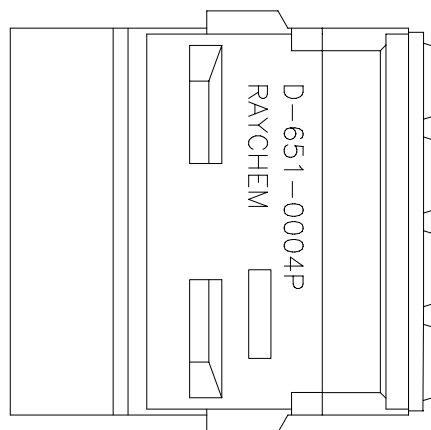
2

1

REVISIONS			
LTR	DESCRIPTION	DATE	APPROVED
N/C	INITIAL RELEASE, PER ECN #T-20167	6/8/95	HAGMANN

NOTES:

- ① GROMMET SEAL :
SILICONE RUBBER PER MIL SPEC ZZ-R-765
- ② RETAINER BLOCK :
MOLDED PHENOLIC PER MIL-M-14, TYPE MFH
- ③ CONTACT RETAINER CLIP :
BeCu ALLOY 172 PER QQ-C-533
- ④ PIN SUPPORT :
MOLDED PHENOLIC PER MIL-M-14, TYPE MFH
- ⑤ INTERFACIAL SEAL :
SILICONE RUBBER PER MIL SPEC ZZ-R-765
6. THIS INSERT IS DESIGNED TO MEET THE REQUIREMENTS OF RAYCHEM SPECIFICATION C-6115.



CONTACT TYPE	MILITARY PART NO.	WIRE STRIP LENGTH (SEE DWG)	TERMINATION TOOL (SEE DWG)
SHIELDED CONTACT FOR COAX CABLE			
D-602-0106	M39029/74-399	D-602-0106	D-602-0106
D-602-0094	M39029/74-400	D-602-0094	D-602-0094
CONTACT FOR TWISTED PAIR			
D-602-0104	M39029/74-401	D-602-0104	D-602-0104
POWER CONTACT SIZE 12	M39029/4-113	1/4 IN. TO 5/16 IN.	M22520/1-01 POSITIONER M22520/1-02

If this document is printed it becomes uncontrolled.
Check for the latest revision.

SPECIFICATION CONTROL DRAWING

UNLESS OTHERWISE SPECIFIED DIMENSIONS ARE IN INCHES. METRIC DIMENSIONS ARE IN BRACKETS.	DRAWN	JWELCH	DATE	6/8/95	<i>Raychem</i>	RAYCHEM CORPORATION 300 CONSTITUTION DRIVE MENLO PARK, CALIFORNIA 94025	
	CHECKED	R.H.	DATE	6/8/95			
DECIMALS	.XXX ±.XXX [mm]	APPROVED	RHAGMANN	DATE	TITLE		
.XX ±.XX [mm]	APPROVED	DATE	6/8/95	PIN INSERT			
ANGLE ± X°	CAD NAME	008226-1.DWG	4 - #12 CAVITIES				
WEIGHT lbs. [6.33 MAX.]	THIRD ANGLE PROJECTION	MTC CONNECTOR					
		SIZE	CODE IDENT. NO.	DWG. NO.	REV		
		C	06090	D-651-0004P	N/C		
		DO NOT SCALE THIS DRAWING				SCALE	4X
		SHEET				1	OF 1

DWG NO. D-651-0004P SHEET 1