



Chipsmall Limited consists of a professional team with an average of over 10 year of expertise in the distribution of electronic components. Based in Hongkong, we have already established firm and mutual-benefit business relationships with customers from,Europe,America and south Asia,supplying obsolete and hard-to-find components to meet their specific needs.

With the principle of “Quality Parts,Customers Priority,Honest Operation,and Considerate Service”,our business mainly focus on the distribution of electronic components. Line cards we deal with include Microchip,ALPS,ROHM,Xilinx,Pulse,ON,Everlight and Freescale. Main products comprise IC,Modules,Potentiometer,IC Socket,Relay,Connector.Our parts cover such applications as commercial,industrial, and automotives areas.

We are looking forward to setting up business relationship with you and hope to provide you with the best service and solution. Let us make a better world for our industry!



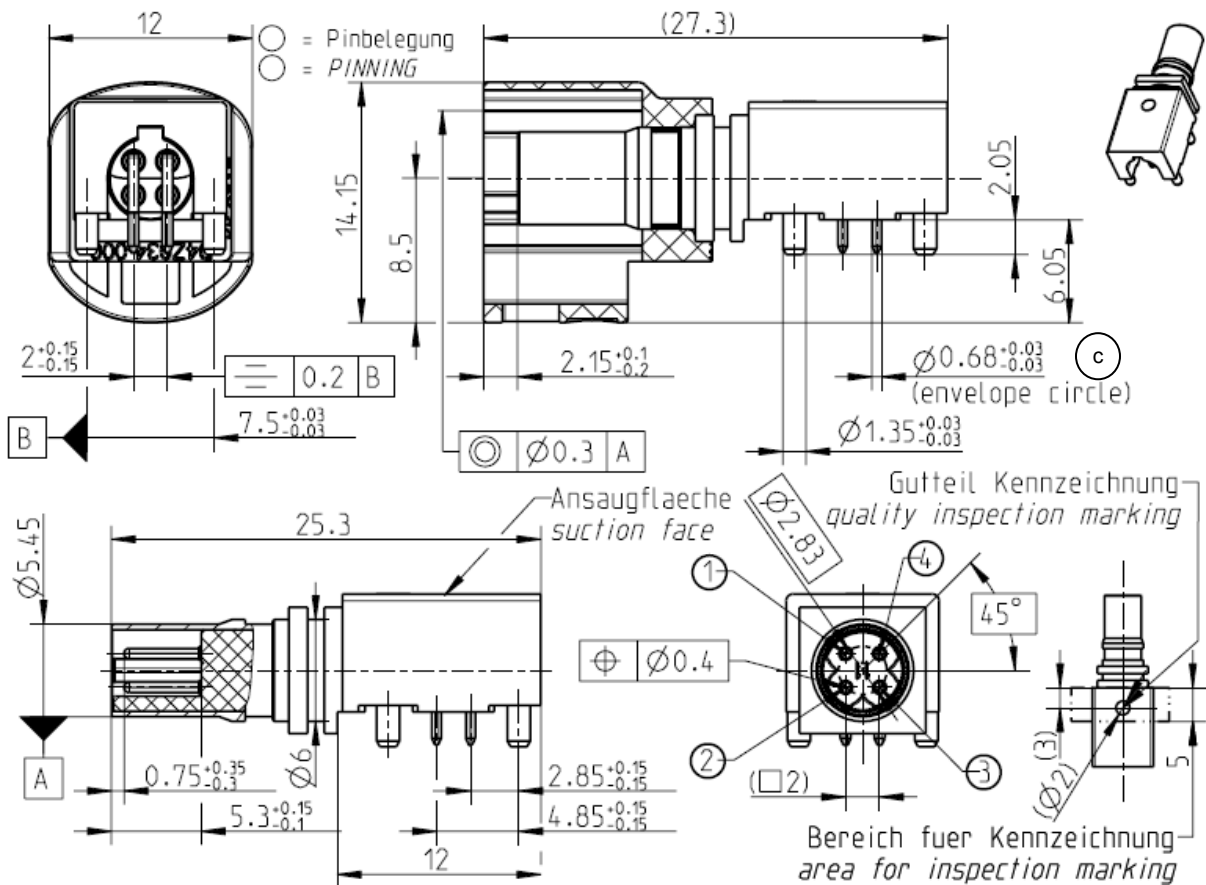
## Contact us

Tel: +86-755-8981 8866 Fax: +86-755-8427 6832

Email & Skype: info@chipsmall.com Web: www.chipsmall.com

Address: A1208, Overseas Decoration Building, #122 Zhenhua RD., Futian, Shenzhen, China





All dimensions are in mm; tolerances according to ISO 2768 m-H  
EMC-screening must be assured by chassis compartment. Control box manufacturer is responsible for EMC-screening.

**Interface**

According to RN 059-01

**Documents**

Assembly instruction	D4V010
Pinning instruction	RN 053-01
Panel piercing	MB_215
Test specification	RN 061-01
Tape & Reel packaging	VG96.20000

**Material and plating**

**Connector parts**

Center contact

**Material**

Spring bronze

**Plating**

Gold, 0.15 µm (Interface)

Outer contact

Brass

Tin, 0.5-2 µm (PCB)

Ni 3-6µm (Interface) b

Tin 3-6µm (PCB)

Dielectric

LCP

Housing

PA 6T/66

**Electrical data**

Impedance, differential mode	100 Ω differential signalling, for one pair or quad cable shielded
Frequency	DC to 2.0 GHz
Return loss	≥ 20 dB to 1.0 GHz
	≥ 17 dB to 2.0 GHz
Insertion loss	≤ 0.1 dB @ 1.0 GHz
Skew (between signal contacts)	≤ 5 psec.
Nearend-Crosstalk	≤ 30 dB
Farend-Crosstalk	≤ 35 dB
Insulation resistance	≥ 1x10 <sup>3</sup> MΩ
Signal contact resistance	≤ 10 mΩ
Outer contact resistance	≤ 7.5 mΩ
Test voltage	250 V rms
Working voltage	100 V rms
Power current	≤ 1.5 A DC
RF-leakage ( shielding effectiveness )	≥ 75 dB up to 1 GHz (IEC 62153-4-7)
	≥ 65 dB up to 2 GHz (IEC 62153-4-7)

**Mechanical data**

Mating cycles	≥ 25
Engagement force	≤ 30 N
Disengagement force	≥ 5 N
Retention force latch	≥ 110 N
Coding efficiency	≥ 80 N

**Environmental data**

Temperature range	-40°C to +105°C
Thermal shock	DIN IEC 60068-2-14 Test NA
Temperature and humidity	USCar 2 – 4 5.6.2
Vibration (Random)	DIN IEC 60068-2-64
Mechanical Shock	DIN IEC 60068-2-27
High-Temp. Exposure	DIN IEC 60068-2-2
Soldering profile	acc. to IEC 60068-2-58; Group 3&4
RoHS	compliant <span style="border: 1px solid black; border-radius: 50%; padding: 2px;">b</span>

**Tooling**

N/A

**Suitable cables**

N/A

**Packing**

Standard	200 pcs on tape & reel
Weight	6.84 g/pce

Dieses Dokument ist urheberrechtlich geschützt • This document is protected by copyright • Rosenberger Hochfrequenztechnik GmbH & Co. KG

RF\_35/05.10/6.0



# Technical Data Sheet

# Rosenberger








RosenbergerHSD®

RIGHT ANGLE  
PLUG FOR PCB

## D4S2UL-40MA5-Y

### Coding

Part Number has to be accomplished by codification

Coding	Plug	Colour	RAL	Part-Number
G		grey	sim. 7031	D4S2UL-40MA5-G
H		violet	sim. 4003	D4S2UL-40MA5-H
J		beige	sim. 1001	D4S2UL-40MA5-J
K		curry	sim. 1027	D4S2UL-40MA5-K
L		yellow green	sim. 6018	D4S2UL-40MA5-L
M		pastel orange	sim. 2003	D4S2UL-40MA5-M
O		light green	sim. 6027	D4S2UL-40MA5-O

### Change History

Rev.	Date	Change
b00	03.09.13	Material and plating changed: -from Nickel 2,5-5 µm (Interface) to Ni 3-6 µm (Interface) -from Tin 6-8 µm (PCB) to Tin 3-6µm (PCB) Environmental data changed: -from 2002/95/EC (RoHs) to RoHs
c00	08.04.14	Dimension change from □0,55/Ø0,68±0,03 to Ø0,68±0,03

While the information has been carefully compiled to the best of our knowledge, nothing is intended as representation or warranty on our part and no statement herein shall be construed as recommendation to infringe existing patents. In the effort to improve our products, we reserve the right to make changes judged to be necessary.

Draft	Date	Approved	Date	Rev.	Engineering change number	Name	Date
Thomas Höfling	26.07.11	S. Hering	08.04.14	c00	14-0526	R. Hochheim	08.04.14

Rosenberger Hochfrequenztechnik GmbH & Co. KG  
P.O.Box 1260 D-84526 Tittmoning Germany  
[www.rosenberger.de](http://www.rosenberger.de)

Tel. : +49 8684 18-0  
Fax : +49 8684 18-499  
Email : [info@rosenberger.de](mailto:info@rosenberger.de)

Page  
3 / 3