



Chipsmall Limited consists of a professional team with an average of over 10 year of expertise in the distribution of electronic components. Based in Hongkong, we have already established firm and mutual-benefit business relationships with customers from,Europe,America and south Asia,supplying obsolete and hard-to-find components to meet their specific needs.

With the principle of “Quality Parts,Customers Priority,Honest Operation,and Considerate Service”,our business mainly focus on the distribution of electronic components. Line cards we deal with include Microchip,ALPS,ROHM,Xilinx,Pulse,ON,Everlight and Freescale. Main products comprise IC,Modules,Potentiometer,IC Socket,Relay,Connector.Our parts cover such applications as commercial,industrial, and automotives areas.

We are looking forward to setting up business relationship with you and hope to provide you with the best service and solution. Let us make a better world for our industry!



Contact us

Tel: +86-755-8981 8866 Fax: +86-755-8427 6832

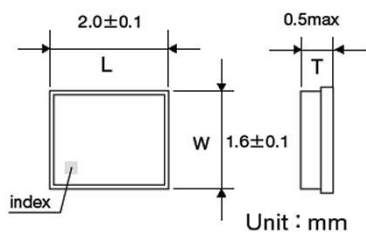
Email & Skype: info@chipsmall.com Web: www.chipsmall.com

Address: A1208, Overseas Decoration Building, #122 Zhenhua RD., Futian, Shenzhen, China



FBAR/SAW Devices (SAW Duplexers)

D5PF876M5M3U9



■ Features

- Item Summary
SAW, Duplexer, 2.0x1.6x0.5mm
Band26
- Lifecycle Stage
Mass Production
- Standard packaging quantity (minimum)
Taping Embossed 3000 , 15000pcs

■ Products characteristics table

System	LTE
Type	SAW
Function	Duplexer
band	Band26
Insertion Loss (typ) (Tx-ANT/ANT-Rx)	2.0/1.9 dB
Isolation (typ)	56/49 dB
Operating Temp. Range	-20 to +85 °C
RoHS2 Compliance (10 subst.)	Yes
REACH Compliance (173 subst.)	Yes
Halogen Free	Yes
Soldering	Reflow

■ External Dimensions

Dimension L	2.0 ± 0.10 mm
Dimension W	1.6 ± 0.10 mm
Dimension T	Max 0.5 mm

2017.05.01

The data is reference only. Electrical characteristics vary depending on environment or measurement condition.
 TAIYO YUDEN reserves the right to make change to the Date at any time without notice.
 Before making final selection, please check product specification.



* Pb Free Part



MSL1

Customer Name	Standard	TAIYO YUDEN Mobile Technology Co., Ltd.	
System	Band 26 Duplexer	Date	November 28, 2013
Part Number	D5PF876M5M3U9	Version 3.1dB	Final

Table 1. Electrical Specification

Item	Condition (MHz)	Specification M3U9 (Ver.3.1dB)			Unit	Remarks	
		Min	Typ	Max			
Tx to ANT	Insertion loss	815~845	-	2.0	2.6	dB (*1)	
		814~815	-	2.0	3.0		
		845~849	-	2.0	3.2		
	Ripple	814~849	-	1.2	2.8	dB	
	VSWR	Tx	814~849	-	2.1	2.5	-
		Ant	814~849	-	2.0	2.3	
	Power Durability	814~849	+29dBm, Ta=+50°C 5000h, CW			-	
	Absolute attenuation	420~764	30	33	-	dB	
		764~804	30	35	-	dB	
		859~894	42	47	-	dB	
1565~1606		37	40	-	dB		
1930~1995		44	47	-	dB		
2110~2170		44	50	-	dB		
2400~2690	44	48	-	dB			
ANT to Rx	Insertion loss	859~894	-	1.9	2.8	dB (*1)	
	Ripple	859~894	-	0.7	2.0	dB	
	VSWR	Ant	859~894	-	1.8	2.2	-
		Rx	859~894	-	1.9	2.4	
	Absolute attenuation	814~849	52	56	-	dB	
2400~2500		45	50	-	dB		
Tx to Rx	Isolation	814~849	53	56	-	dB	
		859~894	45	49	-	dB	
Terminating Impedance	Tx port	50			Ohm	Single-ended	
	Rx port	50			Ohm	Single-ended	
	Ant port	50 // 8.2nH (Q=∞)			Ohm	Single-ended	
Operating Temperature		-20 to +85			°C		
Device size (L typ. x W typ. x H max.)		2.0 x 1.6 x 0.5			mm		

(*1) Specification of insertion loss excludes loss that comes from the test board.



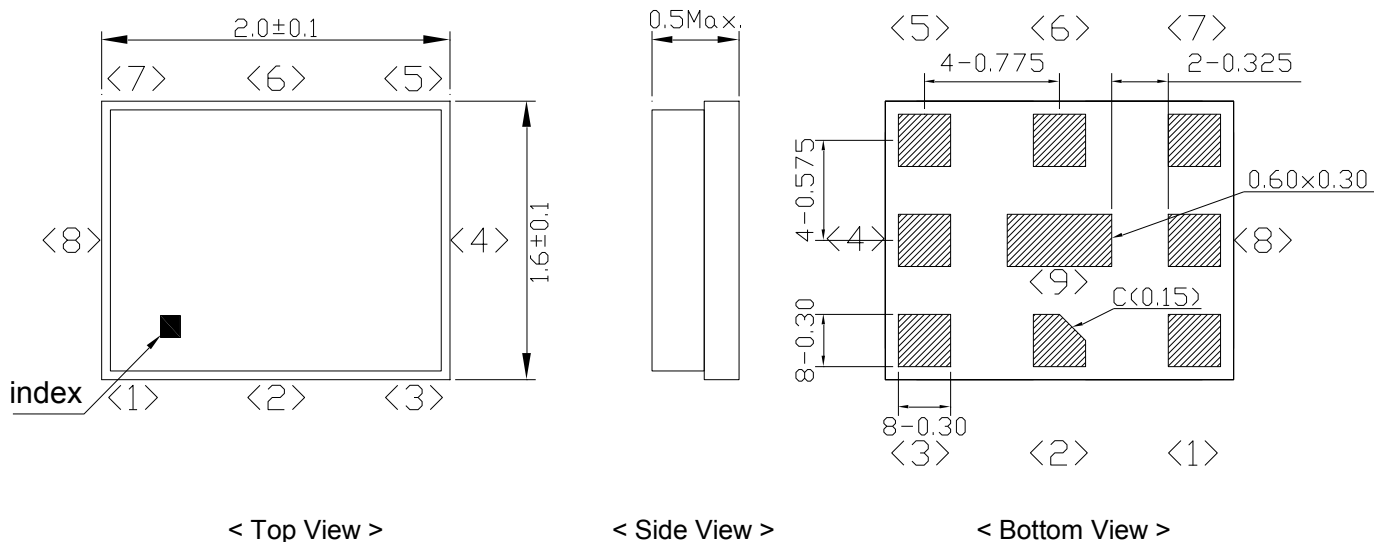
* Pb Free Part



MSL1

Customer Name	Standard	TAIYO YUDEN Mobile Technology Co.,Ltd.	
System	Band 26 Duplexer	Date	November 28, 2013
Part Number	D5PF876M5M3U9	Version 3.1dB	Final

Dimensions



Unit: mm

Pin Configuration

Pin No.	Pin name	Description
1	Rx	Receiver Pin
2	GND	Ground Pin
3	Tx	Transmitter Pin
4	GND	Ground Pin
5	GND	Ground Pin
6	ANT	Antenna Pin
7	GND	Ground Pin
8	GND	Ground Pin
9	GND	Ground Pin

Figure 1. Dimensions and Pin assignment

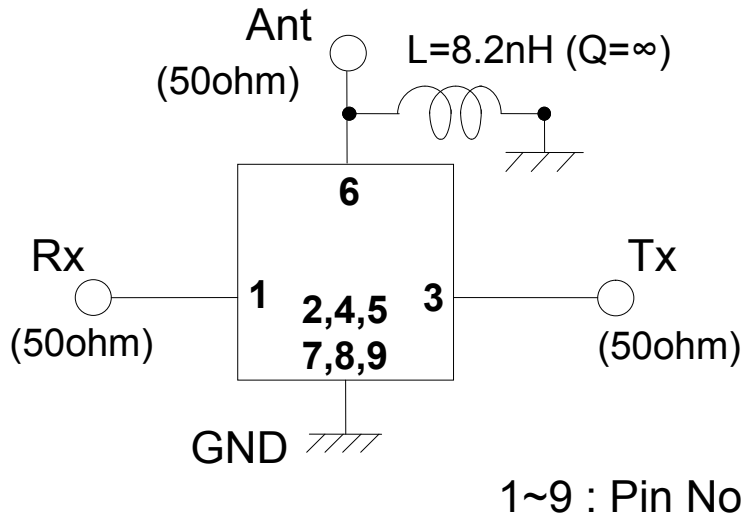


MSL1

* Pb Free Part

Customer Name	Standard	TAIYO YUDEN Mobile Technology Co.,Ltd.	
System	Band 26 Duplexer	Date	November 28, 2013
Part Number	D5PF876M5M3U9	Version 3.1dB	Final

Evaluation Circuit



Recommended foot print pattern

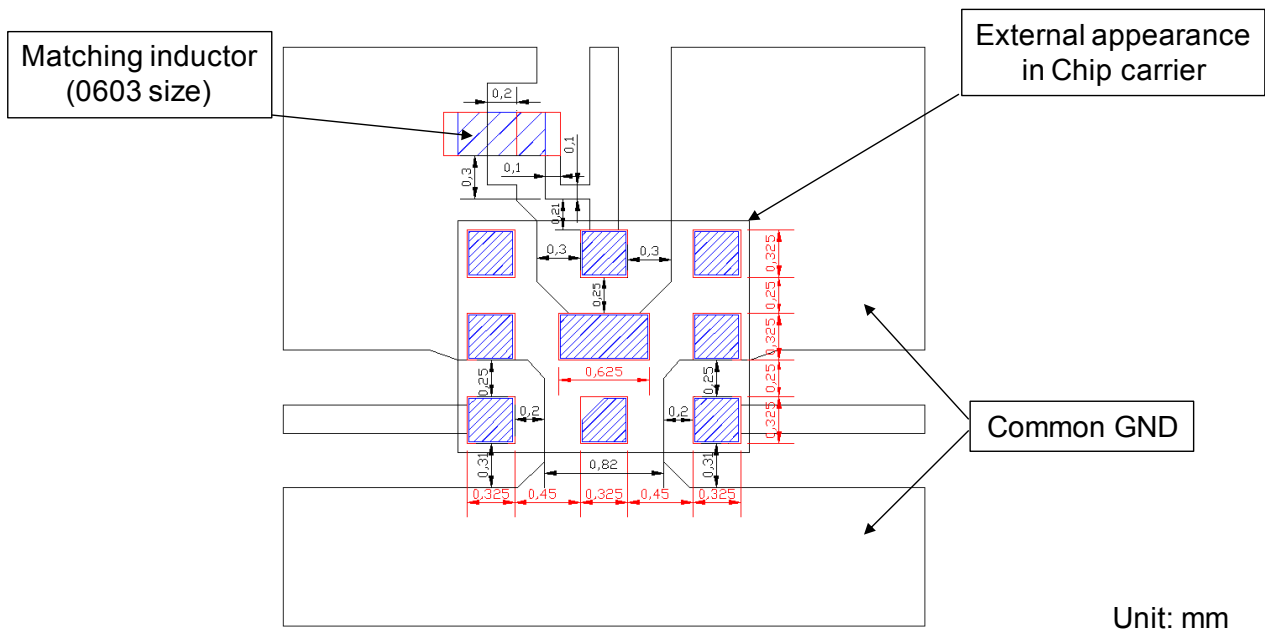


Figure 2. Recommended foot print pattern



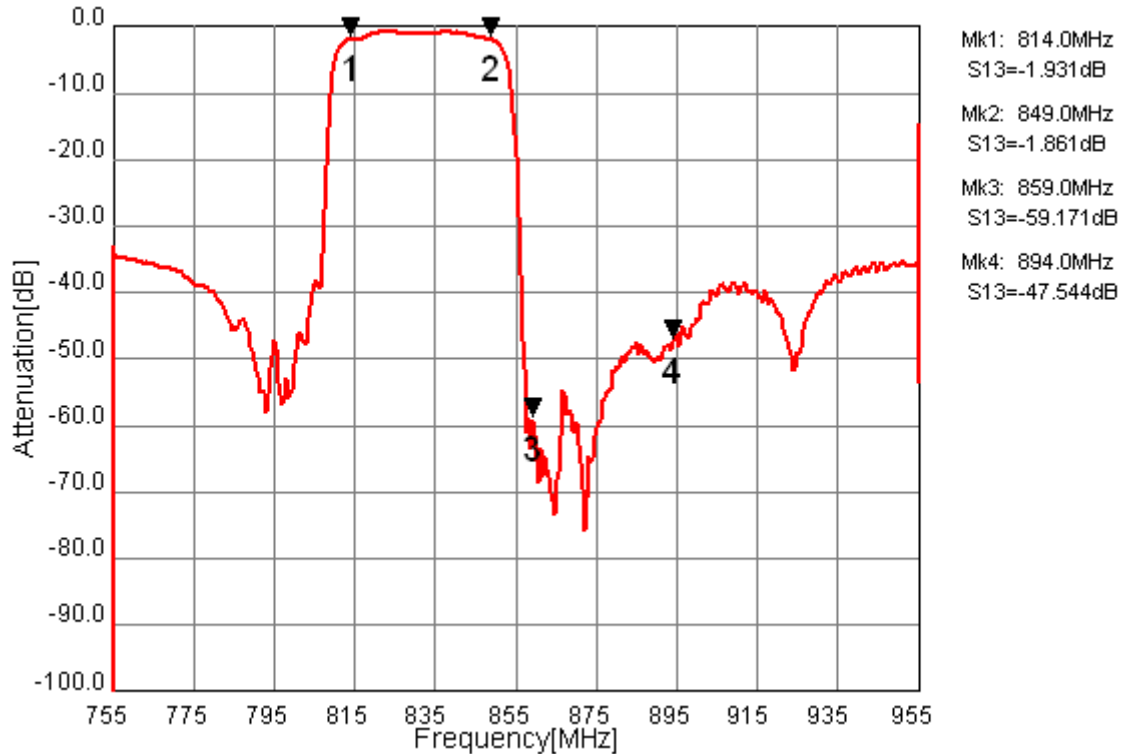
* Pb Free Part



MSL1

Customer Name	Standard	TAIYO YUDEN Mobile Technology Co.,Ltd.	
System	Band 26 Duplexer	Date	November 28, 2013
Part Number	D5PF876M5M3U9	Version 3.1dB	Final

Tx to Ant



Ant to Rx

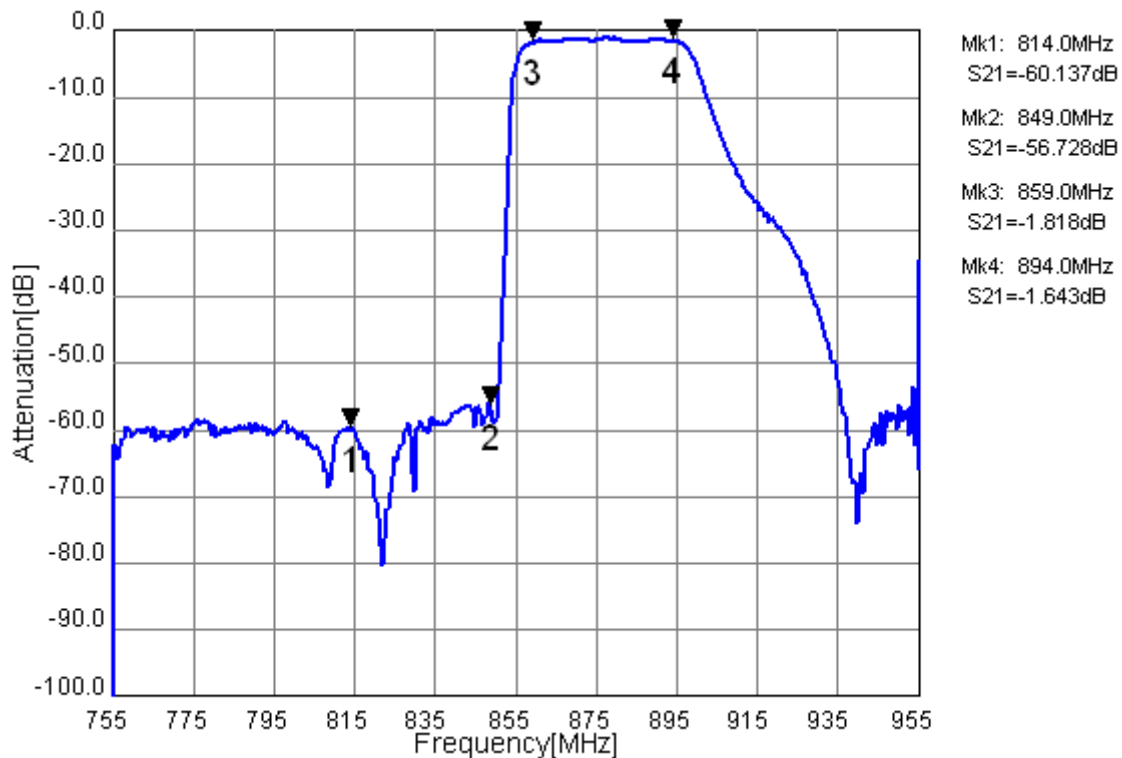


Figure 3-1. Electrical Characteristics

These data **exclude** loss that comes from the test board.



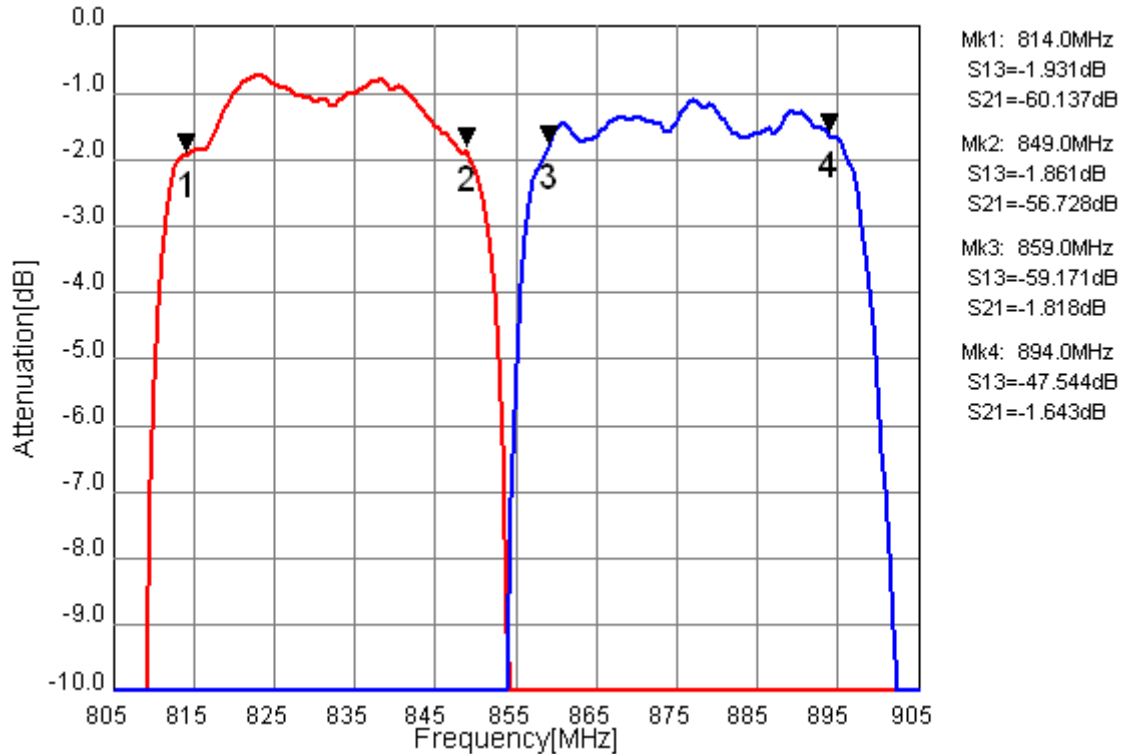
* Pb Free Part



MSL1

Customer Name	Standard	TAIYO YUDEN Mobile Technology Co.,Ltd.	
System	Band 26 Duplexer	Date	November 28, 2013
Part Number	D5PF876M5M3U9	Version 3.1dB	Final

Tx to Ant, Ant to Rx



Tx to Rx Isolation

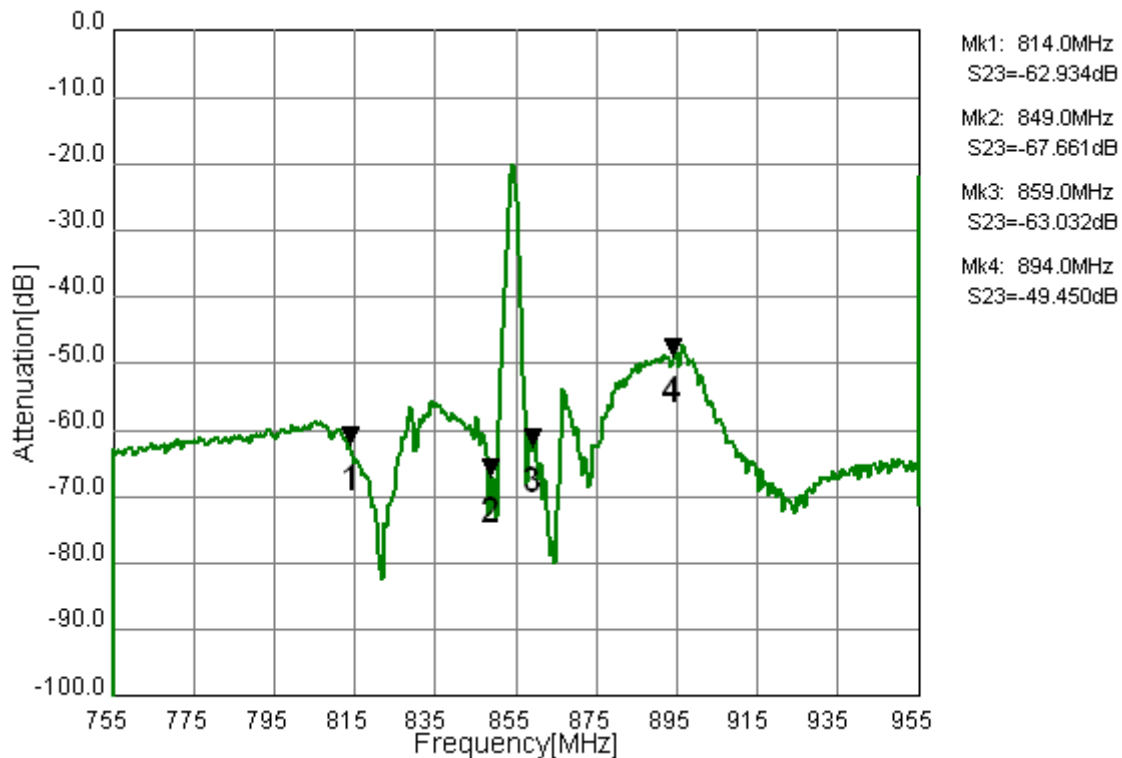


Figure 3-2. Electrical Characteristics

These data **exclude** loss that comes from the test board.



* Pb Free Part



MSL1

Customer Name	Standard	TAIYO YUDEN Mobile Technology Co.,Ltd.	
System	Band 26 Duplexer	Date	November 28, 2013
Part Number	D5PF876M5M3U9	Version 3.1dB	Final

Tx Port

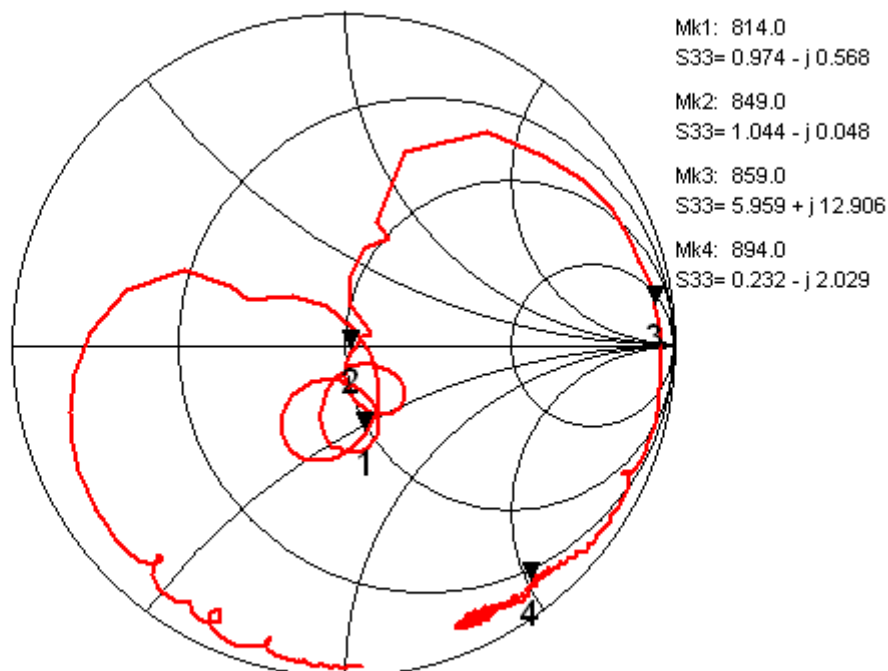
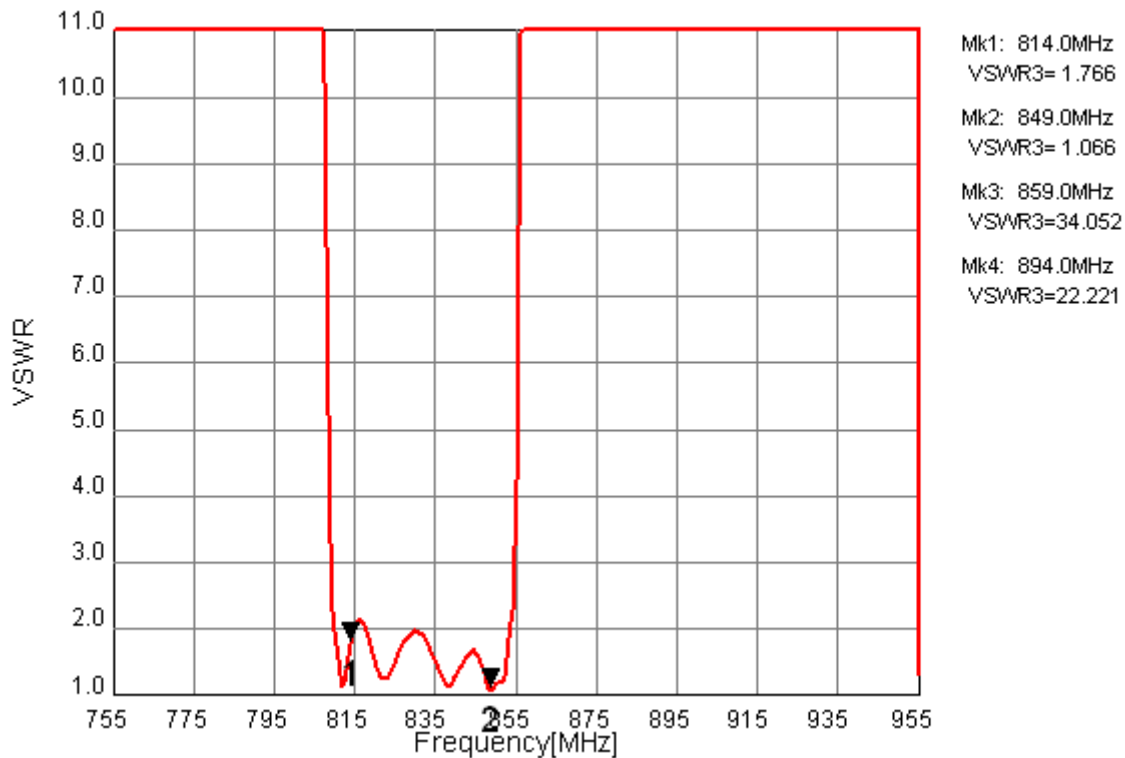


Figure 3-3. Electrical Characteristics



* Pb Free Part



MSL1

Customer Name	Standard	TAIYO YUDEN Mobile Technology Co.,Ltd.	
System	Band 26 Duplexer	Date	November 28, 2013
Part Number	D5PF876M5M3U9	Version 3.1dB	Final

Rx Port

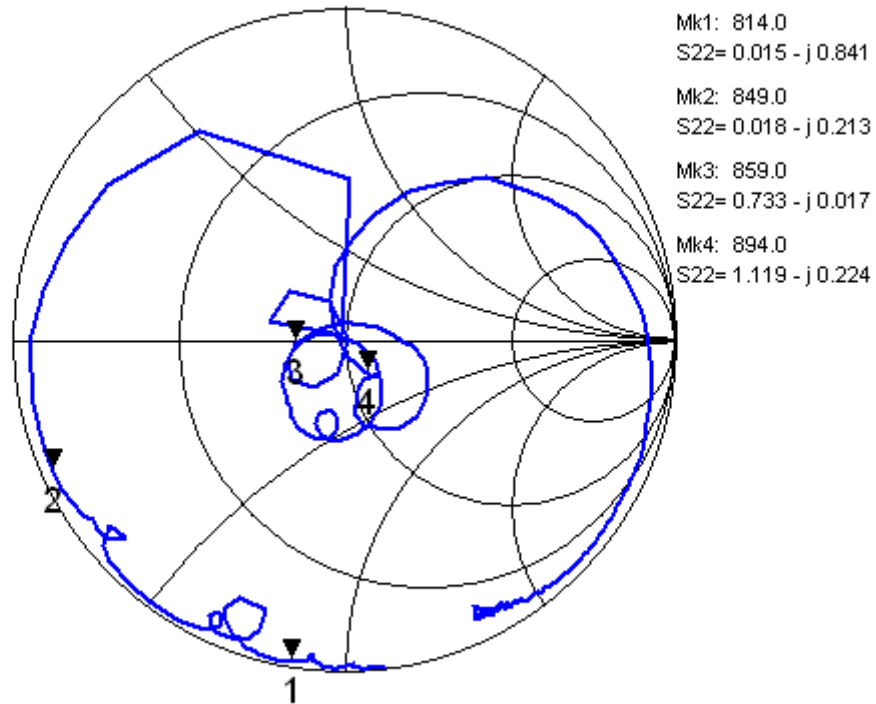
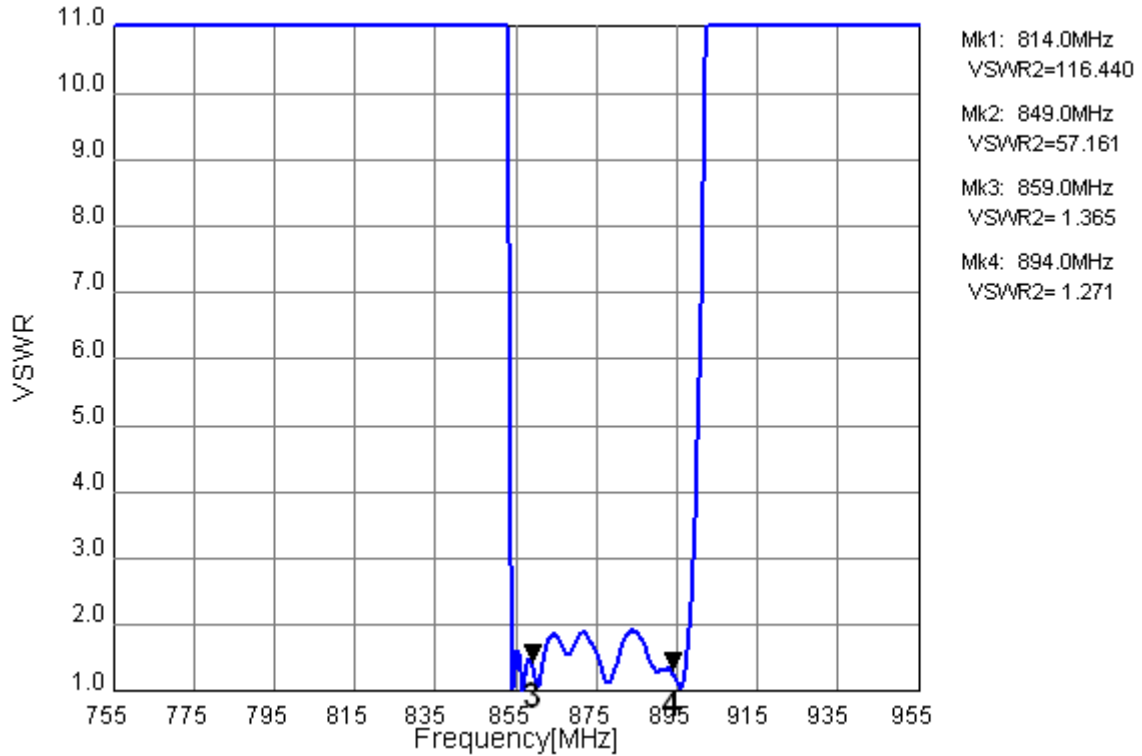


Figure 3-4. Electrical Characteristics



* Pb Free Part



MSL1

Customer Name	Standard	TAIYO YUDEN Mobile Technology Co.,Ltd.	
System	Band 26 Duplexer	Date	November 28, 2013
Part Number	D5PF876M5M3U9	Version 3.1dB	Final

Ant Port

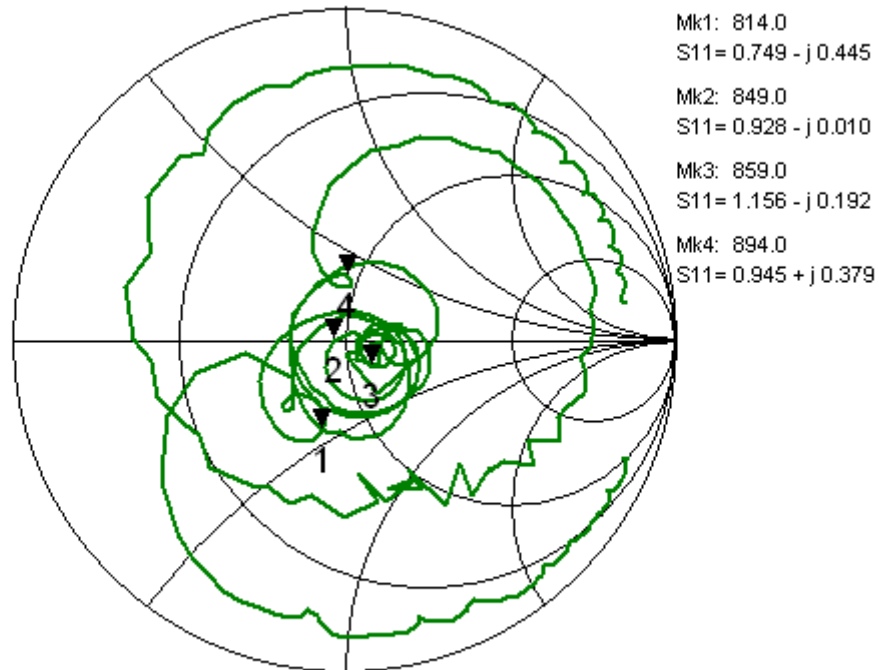
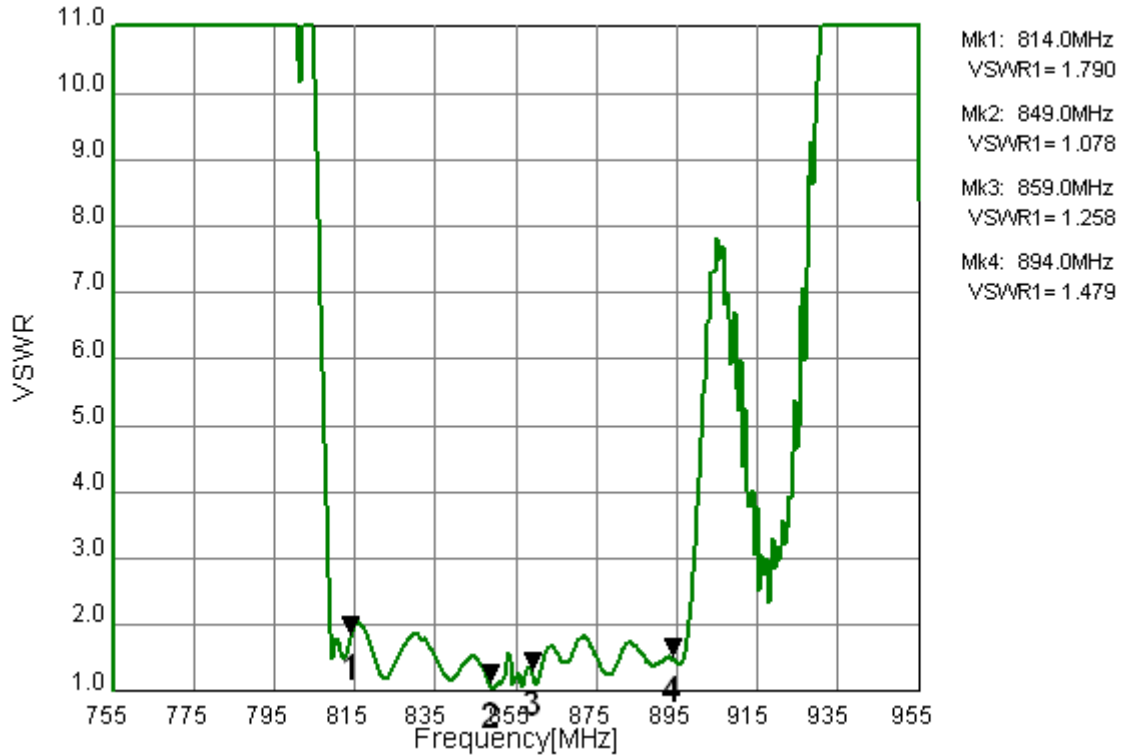


Figure 3-5. Electrical Characteristics



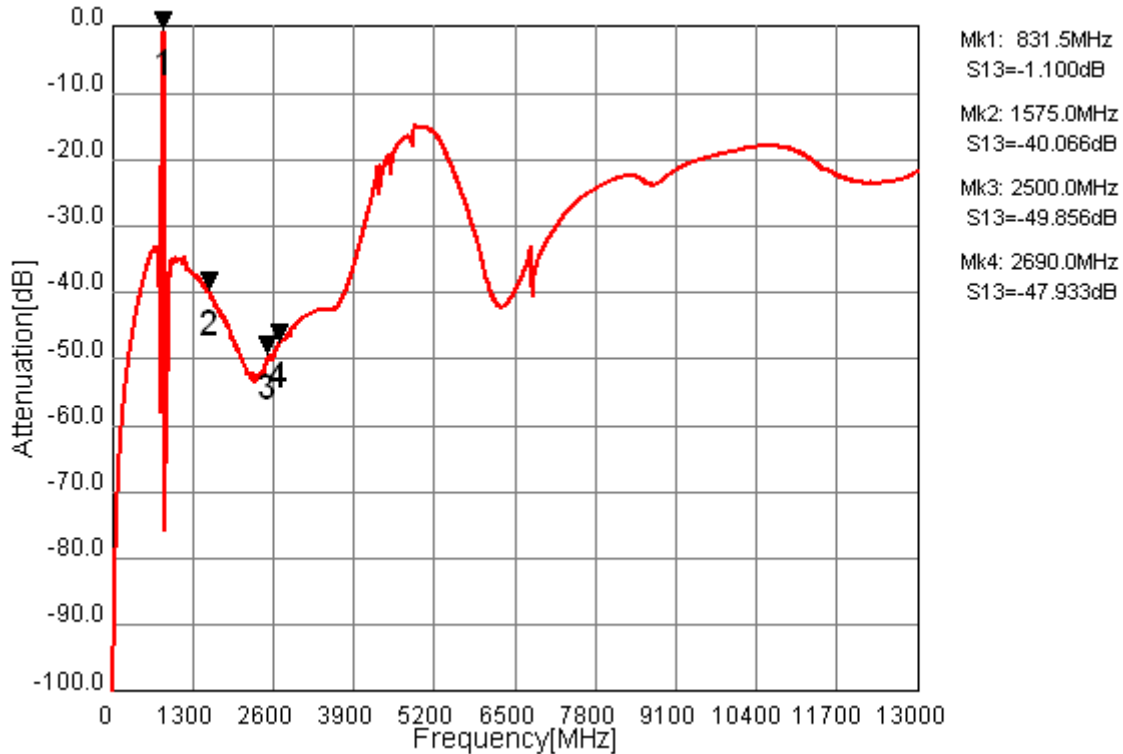
* Pb Free Part



MSL1

Customer Name	Standard	TAIYO YUDEN Mobile Technology Co.,Ltd.	
System	Band 26 Duplexer	Date	November 28, 2013
Part Number	D5PF876M5M3U9	Version 3.1dB	Final

Tx to Ant (Wide span)



Ant to Rx (Wide span)

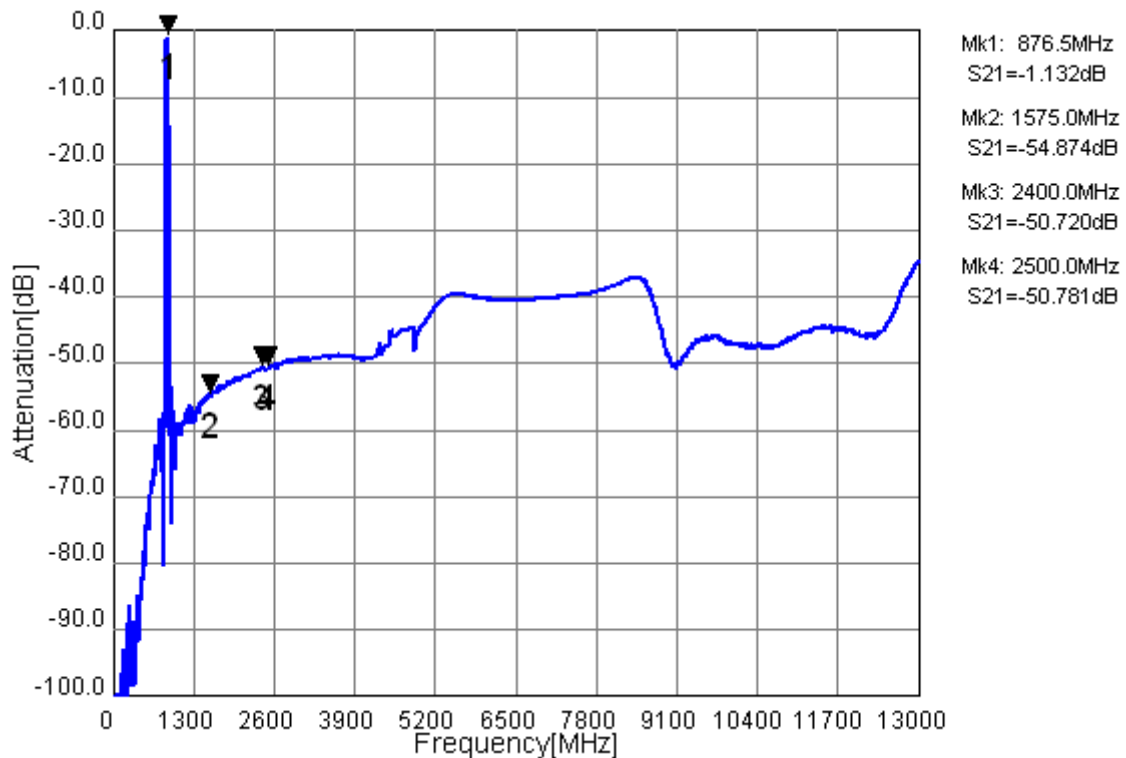


Figure 3-6. Electrical Characteristics



* Pb Free Part



MSL1

Customer Name	Standard	TAIYO YUDEN Mobile Technology Co., Ltd.	
System	Band 26 Duplexer	Date	November 28, 2013
Part Number	D5PF876M5M3U9	Version 3.1dB	Final

Ordering Code

Ordering Code	Packing	Reel size	Status
D5PF876M5M3U9-Z	Tape & Reel	3,000 pcs.	MP
D5PF876M5M3U9-ZA	Tape & Reel	less than 3,000 pcs.	MP
D5PF876M5M3U9-Y	Tape & Reel	15,000 pcs.	MP
D5PF876M5M3U9-YA	Tape & Reel	less than 15,000 pcs.	MP
D5PF876M5M3U9-Q	Bulk	few pcs.	MP

*Minimum order quantity (MOQ) is assigned for each inquiry, Please contact to Sales Representatives..

*MP : Mass Production

Notice

All of the contents specified herein are subject to change without notice due to technical improvements, etc.

Please contact Taiyo Yuden Co., Ltd. for further details of product specifications.

Please conduct validation and verification of products in actual condition of mounting and operating environment before commercial shipment of the equipment.

This product is for general electronics equipment such as Audio-Visual equipment, household electronics, office supplies, information services and telecommunications; therefore, in case this product is used for any medical equipment, space equipment, nuclear equipment or disaster prevention equipment, please contact Taiyo Yuden in advance.

In case this product is used for general electronics equipment or circuits which require high safety and high reliability, thoroughly evaluate on safety and add a protection circuit if necessary.