



Chipsmall Limited consists of a professional team with an average of over 10 year of expertise in the distribution of electronic components. Based in Hongkong, we have already established firm and mutual-benefit business relationships with customers from,Europe,America and south Asia,supplying obsolete and hard-to-find components to meet their specific needs.

With the principle of “Quality Parts,Customers Priority,Honest Operation,and Considerate Service”,our business mainly focus on the distribution of electronic components. Line cards we deal with include Microchip,ALPS,ROHM,Xilinx,Pulse,ON,Everlight and Freescale. Main products comprise IC,Modules,Potentiometer,IC Socket,Relay,Connector.Our parts cover such applications as commercial,industrial, and automotives areas.

We are looking forward to setting up business relationship with you and hope to provide you with the best service and solution. Let us make a better world for our industry!



Contact us

Tel: +86-755-8981 8866 Fax: +86-755-8427 6832

Email & Skype: info@chipsmall.com Web: www.chipsmall.com

Address: A1208, Overseas Decoration Building, #122 Zhenhua RD., Futian, Shenzhen, China



**DBF40**

Silicon Diffused Junction Type

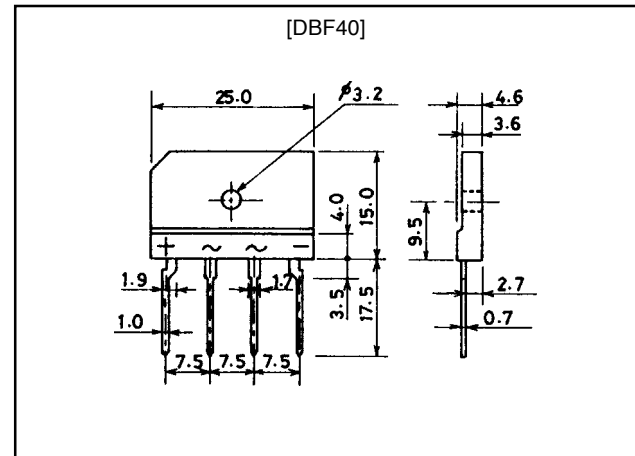
4.0A Single-Phase Bridge Rectifier**Features**

- Glass passivation for high reliability.
- Plastic molded structure.
- Peak reverse voltage: $V_{RM}=200, 600V$.
- Average rectified current: $I_O=4.0A$.

Package Dimensions

unit:mm

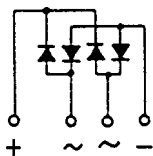
1203

**Specifications****Absolute Maximum Ratings at $T_a = 25^\circ C$**

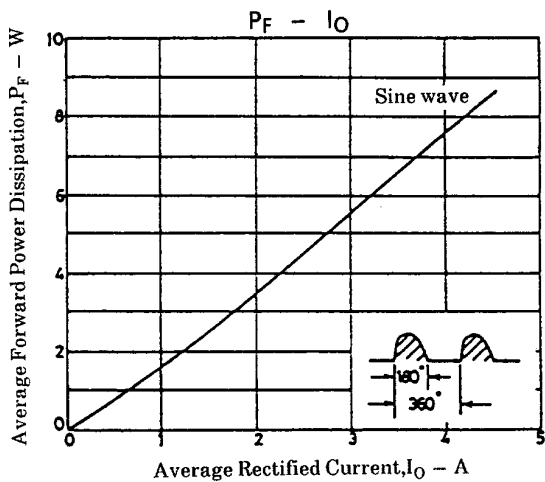
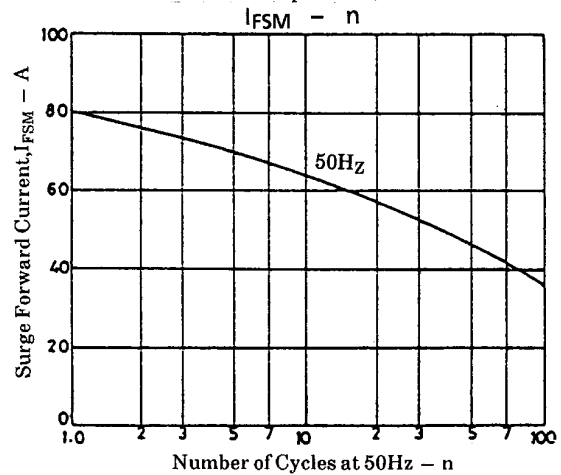
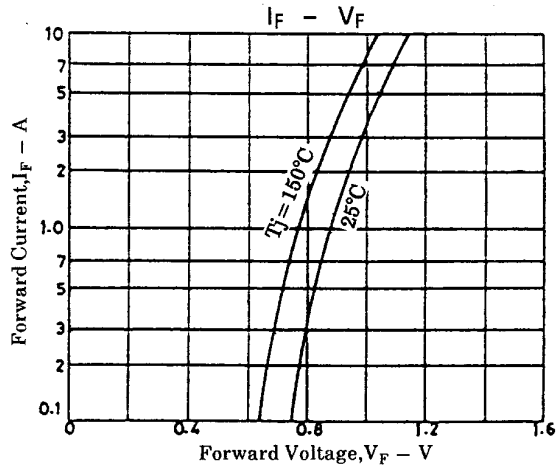
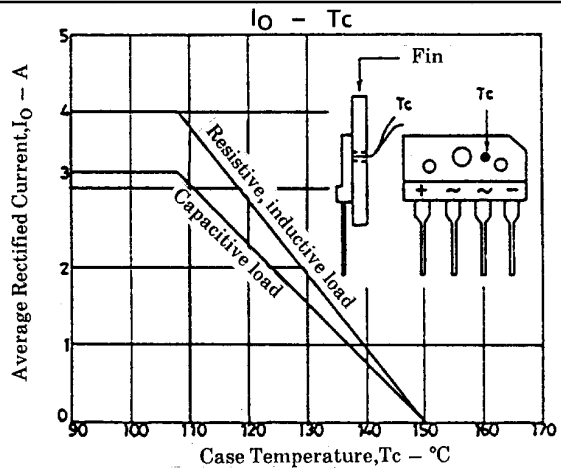
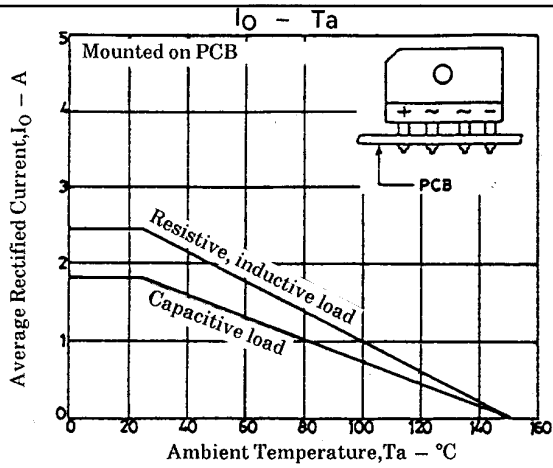
Parameter	Symbol	Conditions	DBF40G	DBF40G	Unit
Peak Reverse Voltage	V_{RM}		200	600	V
Average Rectified Current	I_O	$T_c=108^\circ C$, with $80 \times 80 \times 1.5mm^3$ Al fin	→	4.0	A
		$T_a=25^\circ C$, without fin	→	2.3	A
Surge Forward Current	I_{FSM}	50Hz sine wave, 1 cycle	→	80	A
Junction Temperature	T_J		→	150	$^\circ C$
Storage Temperature	T_{stg}		→	-40 to +150	$^\circ C$

Electrical Characteristics at $T_a = 25^\circ C$, per constituent element of bridge.

Parameter	Symbol	Conditions	Ratings			Unit
			min	typ	max	
Forward Voltage	V_F	$I_F=2.0A$			1.05	V
Reverse Current	I_R	V_R :At each V_{RM}			10	μA
Thermal Resistance (Junction-Ambient)	$R_{th(j-a)}$	Without fin			30	$^\circ C/W$
Thermal Resistance (Junction-Case)	$R_{th(j-c)}$	With Al fin			5.5	$^\circ C/W$

Electrical Connection

DBF40



■ No products described or contained herein are intended for use in surgical implants, life-support systems, aerospace equipment, nuclear power control systems, vehicles, disaster/crime-prevention equipment and the like, the failure of which may directly or indirectly cause injury, death or property loss.

■ Anyone purchasing any products described or contained herein for an above-mentioned use shall:

- ① Accept full responsibility and indemnify and defend SANYO ELECTRIC CO., LTD., its affiliates, subsidiaries and distributors and all their officers and employees, jointly and severally, against any and all claims and litigation and all damages, cost and expenses associated with such use:
- ② Not impose any responsibility for any fault or negligence which may be cited in any such claim or litigation on SANYO ELECTRIC CO., LTD., its affiliates, subsidiaries and distributors or any of their officers and employees jointly or severally.

■ Information (including circuit diagrams and circuit parameters) herein is for example only; it is not guaranteed for volume production. SANYO believes information herein is accurate and reliable, but no guarantees are made or implied regarding its use or any infringements of intellectual property rights or other rights of third parties.

This catalog provides information as of May, 1998. Specifications and information herein are subject to change without notice.