



Chipsmall Limited consists of a professional team with an average of over 10 year of expertise in the distribution of electronic components. Based in Hongkong, we have already established firm and mutual-benefit business relationships with customers from,Europe,America and south Asia,supplying obsolete and hard-to-find components to meet their specific needs.

With the principle of "Quality Parts,Customers Priority,Honest Operation,and Considerate Service",our business mainly focus on the distribution of electronic components. Line cards we deal with include Microchip,ALPS,ROHM,Xilinx,Pulse,ON,Everlight and Freescale. Main products comprise IC,Modules,Potentiometer,IC Socket,Relay,Connector.Our parts cover such applications as commercial,industrial, and automotives areas.

We are looking forward to setting up business relationship with you and hope to provide you with the best service and solution. Let us make a better world for our industry!



## Contact us

Tel: +86-755-8981 8866 Fax: +86-755-8427 6832

Email & Skype: info@chipsmall.com Web: www.chipsmall.com


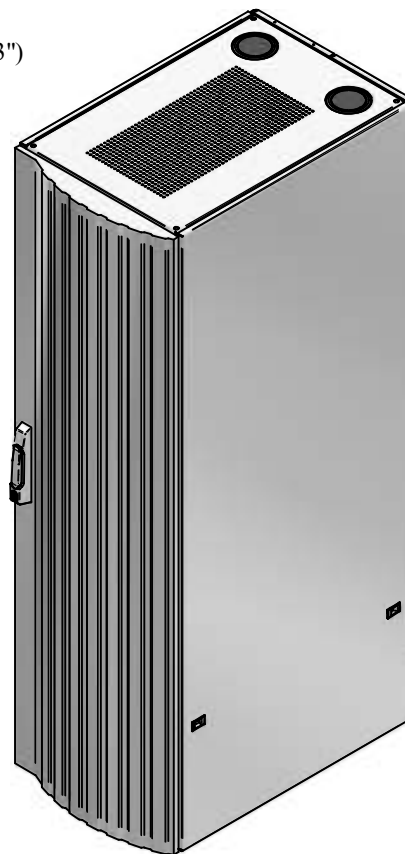
Address: A1208, Overseas Decoration Building, #122 Zhenhua RD., Futian, Shenzhen, China



# DC200 - SERIES

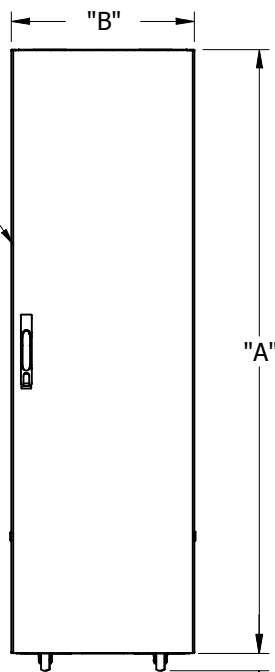
## Features

- Offered in 42U and 24U heights - both with overall width 600mm (23.6") and depth 1100mm (43.3")
- Provides standard 19" rack mounting
- High quality, powder coat finish (black)
- Fully configured assembly includes:
  - Sturdy cold-rolled steel frame
    - Cable access panels top and bottom
  - 2 pair of mounting rails
    - Square hole design, 40 screws and push-in nuts
    - "U" spacing marked on face
    - 25mm incremental depth adjustment
  - Perforated door provides excellent ventilation
    - Easily removed and can be hinged in either direction
    - Attractive front door has curved and ribbed surface for added stability
    - Rear features split doors making access easier in tight spaces
    - Swing handles complete with locks and keys, front and back
- Pair of solid side panels are removable and include stiffeners to support the full depth
- 4 casters and mounting legs




TOP VIEW

PERFORATED DOOR




FRONT VIEW

2.25



SIDE VIEW



REAR VIEW

Part Number	Height (A)	Overall Width (B)	Overall Depth (C)
DC2004224	1200mm (47.13") 24U	600mm (23.6")	1100mm (43.3")
DC2004242	2000mm (78.63") 42U	600mm (23.6")	1100mm (43.3")



visit our website @ [www.hammondmfg.com](http://www.hammondmfg.com)