



Chipsmall Limited consists of a professional team with an average of over 10 year of expertise in the distribution of electronic components. Based in Hongkong, we have already established firm and mutual-benefit business relationships with customers from,Europe,America and south Asia,supplying obsolete and hard-to-find components to meet their specific needs.

With the principle of "Quality Parts,Customers Priority,Honest Operation,and Considerate Service",our business mainly focus on the distribution of electronic components. Line cards we deal with include Microchip,ALPS,ROHM,Xilinx,Pulse,ON,Everlight and Freescale. Main products comprise IC,Modules,Potentiometer,IC Socket,Relay,Connector.Our parts cover such applications as commercial,industrial, and automotives areas.

We are looking forward to setting up business relationship with you and hope to provide you with the best service and solution. Let us make a better world for our industry!



## Contact us

Tel: +86-755-8981 8866 Fax: +86-755-8427 6832

Email & Skype: info@chipsmall.com Web: www.chipsmall.com

Address: A1208, Overseas Decoration Building, #122 Zhenhua RD., Futian, Shenzhen, China



## Silicon Pressure Sensors

### Ultra Low Pressure Sensing


*DC Series*

#### FEATURES

- Ultra Low Pressure Sensing, down to 2.5 mBar
- ASIC Technology
- Available in Gage and Differential Pressure Ranges
- Available in Ratiometric and Regulated
- Temperature Compensated over 0 °C to 50°C [32 °F to 122 °F]
- Combined Linearity and Hysteresis error <  $\pm 0.25$  % Span

#### TYPICAL APPLICATIONS

- Medical Instrumentation
- HVAC
- Environmental Controls
- Portable Monitors



#### GENERAL DESCRIPTION

The DC Series pressure sensors combine SURSENSE™ precision high sensitivity silicon sensing capabilities with the latest in Application Specific Integrated Circuitry ASIC technology to produce one of the most precise, reliable pressure sensors in the market. The SURSENSE technology provides Dynamic Self Compensation which substantially reduces offset errors due to changes in temperature, stability to warm up, long term instability and position sensitivity.

When operated with an unregulated 7.0 Vdc to 16.0 Vdc supply the DC sensors provides a ratiometric 0.50 to 4.50 Vdc output (4.0 Vdc span).

#### **⚠ WARNING**

##### **PERSONAL INJURY**

DO NOT USE these products as safety or emergency stop devices or in any other application where failure of the product could result in personal injury.

**Failure to comply with these instructions could result in death or serious injury.**

#### **⚠ WARNING**

##### **MISUSE OF DOCUMENTATION**

- The information presented in this product sheet is for reference only. Do not use this document as a product installation guide.
- Complete installation, operation, and maintenance information is provided in the instructions supplied with each product.

**Failure to comply with these instructions could result in death or serious injury.**

# Silicon Pressure Sensors

## Ultra Low Pressure Sensing

*DC Series*

### ELECTRICAL SPECIFICATIONS

Ouput	Pressure Reference	Excitation (Vdc)	Offset <sup>(1)</sup> Voltage (Vdc)	Output Span (Vdc)	Supply Current (max.)	Output Source Current (max.)	Output Sink Current @ null (max.)
C4 Ratiometric	Gage	5 ±0.1	0.25	4	4 mA	2.0 mA	20 µA
	Differential	5 ±0.1	2.25	±2	4 mA	2.0 mA	20 µA
R4 Regulated	Gage	7 to 16	0.25	4	8 mA	2.0 mA	20 µA
	Differential	7 to 16	2.25	±2	8 mA	2.0 mA	20 µA
R5 Regulated	Gage	7 to 16	0.25	5	8 mA	2.0 mA	20 µA
	Differential	7 to 16	3.5	±2.5	8 mA	2.0 mA	20 µA

### PERFORMANCE SPECIFICATIONS<sup>(2)</sup>

Pressure Ranges	Overpressure	Offset Position Sensitivity	Total Error (Typical)	Total Error <sup>(3)</sup> (Max.)	Accuracy <sup>(4)</sup>
±0.5 in H <sub>2</sub> O	100 in H <sub>2</sub> O	±10 mV	±2.0 %	±3.0 %	±0.25 %
1 in H <sub>2</sub> O	100 in H <sub>2</sub> O	±10 mV	±2.0 %	±3.0 %	±0.25 %
2.5 mBar	250 mBar	±10 mV	±2.0 %	±3.0 %	±0.25 %
2 in H <sub>2</sub> O	100 in H <sub>2</sub> O	±10 mV	±1.5 %	±2.5 %	±0.25 %
5 mBar	250 mBar	±10 mV	±1.5 %	±2.5 %	±0.25 %
2.5 in H <sub>2</sub> O	100 in H <sub>2</sub> O	±10 mV	±1.5 %	±2.5 %	±0.25 %
5 in H <sub>2</sub> O	150 in H <sub>2</sub> O	±5 mV	±1.0 %	±2.0 %	±0.25 %
10 mBar	375 mBar	±5 mV	±1.0 %	±2.0 %	±0.25 %
10 in H <sub>2</sub> O	150 in H <sub>2</sub> O	±1 mV	±1.0 %	±2.0 %	±0.25 %
25 mBar	375 mBar	±1 mV	±1.0 %	±2.0 %	±0.25 %
20 in H <sub>2</sub> O	300 in H <sub>2</sub> O	±1 mV	±1.0 %	±2.0 %	±0.25 %
50 mBar	750 mBar	±1 mV	±1.0 %	±2.0 %	±0.25 %
30 in H <sub>2</sub> O	450 in H <sub>2</sub> O	±1 mV	±1.0 %	±2.0 %	±0.25 %
75 mBar	1125 mBar	±1 mV	±1.0 %	±2.0 %	±0.25 %
140 cm H <sub>2</sub> O	1125 cm H <sub>2</sub> O	±1 mV	±1.0 %	±2.0 %	±0.25 %

**Note 1:** Offset voltage and output span are nominal

**Note 2:** All specifications are relative to readings taken at 25 °C [77 °F] and at rated excitation unless otherwise specified.

**Note 3:** Percentage of Full Scale Includes: zero calibration, span calibration, temperature effect on zero and span, non-linearity, hysteresis, repeatability and stability over the compensated temperature range.

**Note 4:** Percentage of Best Fit Straight Line Includes: non-linearity, hysteresis, and repeatability.

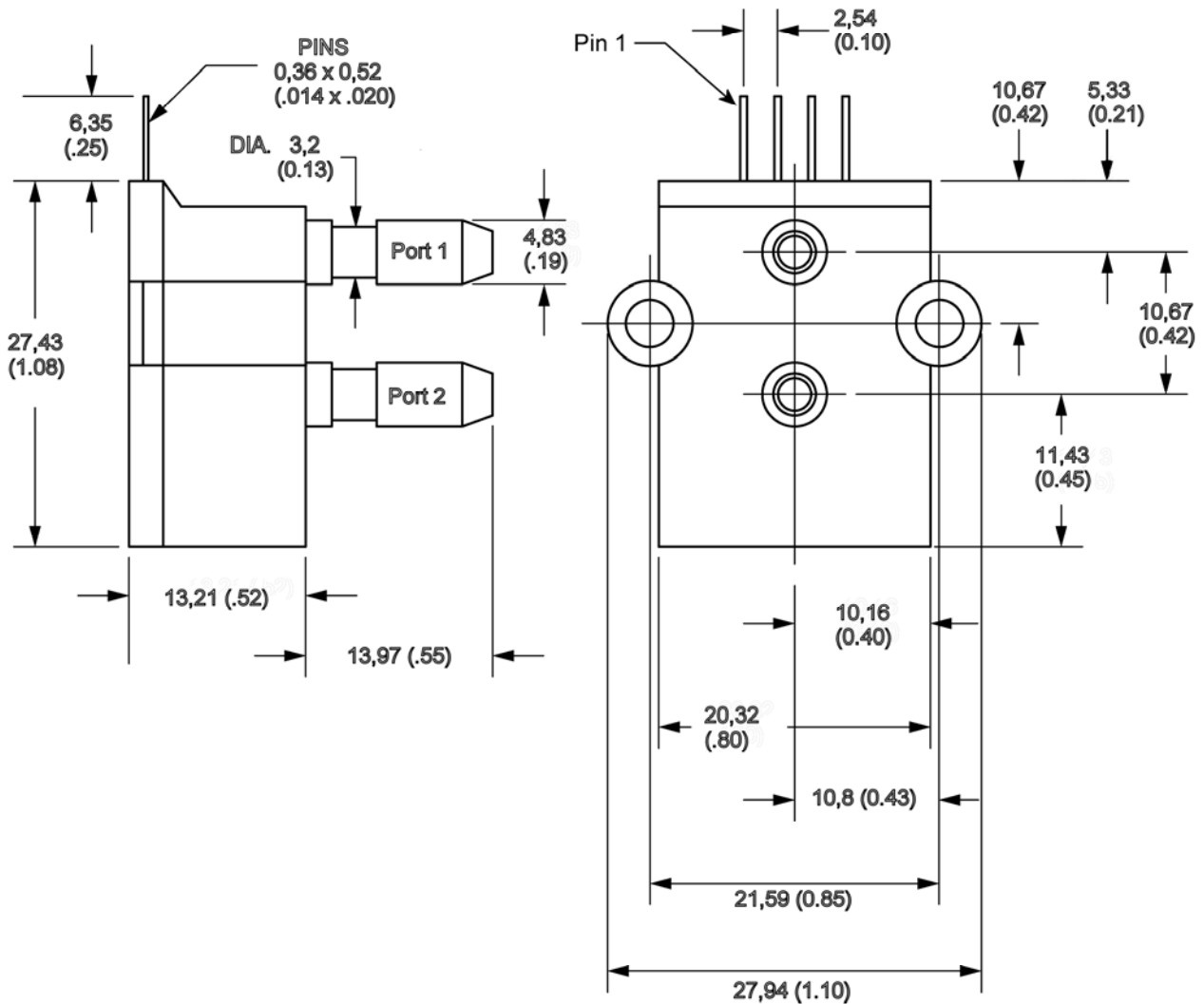
Material in Contact with Media	Silicon diaphragm, glass filled nylon, silicone, and alumina ceramic.
Compensated Temperature Range	0 °C to 50 °C [32 °F to 170 °F]
Operating Temperature Range	-25 °C to 85 °C [-13 °F to 185 °F]
Storage Temperature	-40 °C to 125 °C [-40 °F to 257 °F]

# Silicon Pressure Sensors

## Ultra Low Pressure Sensing

*DC Series*

PHYSICAL DIMENSIONS for reference only mm [In]



**Note:** For gage sensor apply pressure to port 2.

### DC Electrical Output Version

Pin Number	C4 0.25 Vdc to 4.25 Vdc Ratiometric	R4 0.25 Vdc to 4.25 Vdc Regulated	R5 1.0 Vdc to 6.0 Vdc Regulated
1	V Excitation	V Excitation	V Excitation
2	Common	Common	Common
3	V out	V out	V out
4	Not for Customer Use	Not for Customer Use	Not for Customer Use

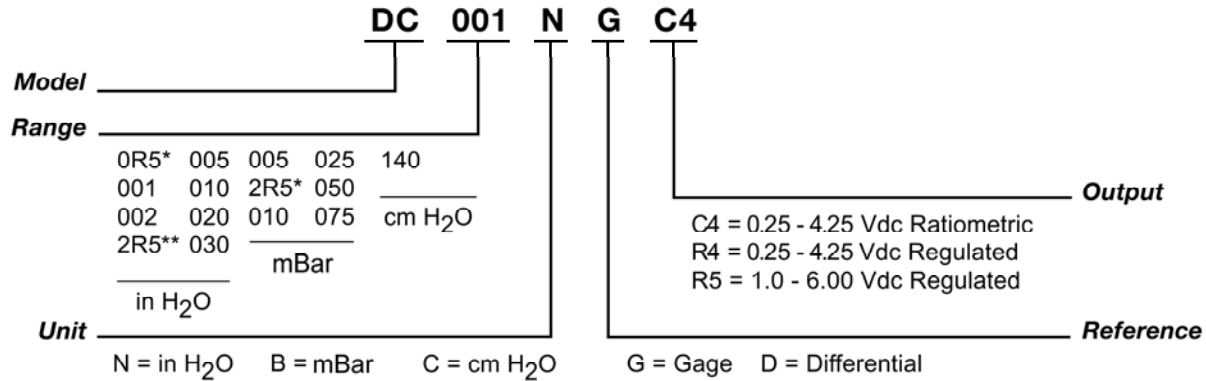


# Silicon Pressure Sensors

## Ultra Low Pressure Sensing

*DC Series*

### DC SERIES ORDER GUIDE



\* Note: Differential Only

\*\* Note: The character R replaces the decimal points in fractional pressure ranges. Minimum order quantities apply. Contact the factory for more details.

### WARRANTY/REMEDY

Honeywell warrants goods of its manufacture as being free of defective materials and faulty workmanship. Contact your local sales office for warranty information. If warranted goods are returned to Honeywell during the period of coverage, Honeywell will repair or replace without charge those items it finds defective. **The foregoing is Buyer's sole remedy and is in lieu of all other warranties, expressed or implied, including those of merchantability and fitness for a particular purpose.**

Specifications may change without notice. The information we supply is believed to be accurate and reliable as of this printing. However, we assume no responsibility for its use.

While we provide application assistance personally, through our literature and the Honeywell web site, it is up to the customer to determine the suitability of the product in the application.

For application assistance, current specifications, or name of the nearest Authorized Distributor, contact a nearby sales office. Or call:

1-800-537-6945 USA/Canada

1-815-235-6847 International

#### FAX

1-815-235-6545 USA

#### INTERNET

[www.honeywell.com/sensing](http://www.honeywell.com/sensing)

[info.sc@honeywell.com](mailto:info.sc@honeywell.com)

Sensing and Control

**Honeywell**

1985 Douglas Drive North

Golden Valley, MN 55422

[www.honeywell.com](http://www.honeywell.com)

008134-2-EN IL50 GLO Printed in USA

April 2009

© 2009 Honeywell International Inc.

# Honeywell