



Chipsmall Limited consists of a professional team with an average of over 10 year of expertise in the distribution of electronic components. Based in Hongkong, we have already established firm and mutual-benefit business relationships with customers from,Europe,America and south Asia,supplying obsolete and hard-to-find components to meet their specific needs.

With the principle of “Quality Parts,Customers Priority,Honest Operation,and Considerate Service”,our business mainly focus on the distribution of electronic components. Line cards we deal with include Microchip,ALPS,ROHM,Xilinx,Pulse,ON,Everlight and Freescale. Main products comprise IC,Modules,Potentiometer,IC Socket,Relay,Connector.Our parts cover such applications as commercial,industrial, and automotives areas.

We are looking forward to setting up business relationship with you and hope to provide you with the best service and solution. Let us make a better world for our industry!



## Contact us









Tel: +86-755-8981 8866 Fax: +86-755-8427 6832



Email & Skype: info@chipsmall.com Web: www.chipsmall.com

Address: A1208, Overseas Decoration Building, #122 Zhenhua RD., Futian, Shenzhen, China



# Product overview power entry modules with filter

Filter type	Current range	IEC plug type		Features						Mounting			Connection				Filter				
		Protection class I	Protection class II	V-Lock cord retaining	Fuseholder 1-pole	Fuseholder 2-pole	Switch 1-pole	Switch 2-pole	Switch illuminated	Voltages Selector	Screw front	Screw rear	Snap-in	PCB	Quick-Connect	Solder	Wire leads	Attenuation	Leakage current		
	0 10 20 A																Standard 20-50 dB	High 40-70 dB	Medical <5µA	Medical <80µA	Standard <0.5mA
<b>DC appliance inlet</b>																					
	<b>5003</b> 125 VDC AMP/Molex connector	3 - 15 A	n/a																		n/a
<b>Appliance inlet 125/250 VAC</b>																					
	<b>5008</b> plastic housing ECO design unpotted	0.5 - 2.5 A IEC 0.5 - 6 A UL	C8																		
	<b>5110</b> potted optional C X2 100nF	1-10 A IEC 1-15 A UL	C14																		
	<b>5120</b> metal flange ECO design unpotted	1-10 A IEC 1-15 A UL	C14 C18																		
	<b>5123</b> high attenuation ECO design unpotted	1-10 A IEC 1-15 A UL	C14 C18																		
	<b>5150</b> X2Y® technology high frequency	10 A IEC 15 A UL	C14																		
	<b>5130</b> ECO design unpotted metal flange	16 A IEC 20 A UL	C20																		
	<b>C20F</b> optional C X1 optional C X2 330nF	16 A IEC 20 A UL	C20																		
	<b>C22F</b> high temperature 65°C UL/75°C IEC	16 A IEC 20 A UL	C22																		
<b>Appliance inlet with fuse holder</b>																					
	<b>5200</b> compact spare fuse comp.	1-10 A	C14																		
	<b>5220</b> compact optional C X2 100nF	1-10 A	C14																		
	<b>KFA</b> optional step vs optional PE choke	1-10 A	C14																		
	<b>DA22</b> optional C X1, Y1 optional C X2 220nF	1-10 A	C14																		
	<b>5707</b> IP65 water proof optional white color	1-8 A	C14 C18																		
	<b>KFC</b> fuse: 5x20/6.3x32 step vs	1-10 A	C14																		
	<b>CE</b> fuse: 5x20/6.3x32 serie/parallel vs	1-10 A	C14																		

Filter type	Current range	IEC plug type			Features				Mounting			Connection			Filter				
		Protection class I	Protection class II	V-Lock cord retaining	Fuseholder 1-pole	Fuseholder 2-pole	Switch 1-pole	Switch 2-pole	Switch illuminated	Voltage selector	Screw front	Screw rear	Snap-in	PCB	Quick-Connect	Solder	Wire leads	Attenuation	Leakage current
<b>Appliance inlet with switch</b>																			
	<b>DC12</b> for high inrush current optional white color	1-10 A	C14 C18	•			•	•	•	•	•	•	•	•	•	•	•	•	•
	<b>DC22</b> for high inrush current optional C X1	1-10 A	C14	•			•	•	•		•		•				•	•	•
	<b>EC12</b> pre-wired for high inrush current	12-16 A IEC 12-20 A UL	C20	•				•		•				•			•	•	•
<b>Appliance inlet with fuse holder and switch</b>																			
	<b>DD12</b> ultra compact for high inrush current	1-10 A IEC 1-8 A UL	C14	•	•	•		•	•				•				•	•	•
	<b>DD22</b> PCB mounting for high inrush current	1-10 A	C14	•	•	•		•	•		•		•				•	•	•
	<b>KMF</b> ultra compact	1-10 A	C14 C18		•	•					•		•				•	•	•
	<b>CD</b> multifunctional fuse: 5x20 / 6.3x32	1-10 A	C14	•	•	•		•	•	•			•				•	•	•
	<b>CG</b> multifunctional fuse: 5x20 / 6.3x32	1-10 A	C14	•	•	•		•	•	•			•				•	•	•
	<b>FKH</b> compact side flange mounting	1-10 A	C14		•			•					•				•	•	•
	<b>FKI</b> compact side flange mounting	1-10 A	C14			•		•					•				•	•	•
	<b>FKHD</b> double stage filter side flange mounting	1-10 A	C14		•			•					•				•	•	•
	<b>FKID</b> double stage filter side flange mounting	1-10 A	C14			•		•					•				•	•	•
	<b>Felcom 54</b> modular system on PCB	1-10 A	C14		•	•		•			•		•	•			•	•	•
<b>Appliance inlet with circuit breaker</b>																			
	<b>DF12</b> recessed switch pre-wired	1-10 A IEC 1-15 A UL	C14	•				•	•				•				•	•	•
	<b>5145</b> pre-wired	1-10 A IEC 1-15 A UL	C14 C18	•				•	•				•				•	•	•
	<b>EF12</b> recessed switch pre-wired	12-16 A IEC 12-20 A UL	C20	•				•	•				•				•	•	•

### Web information

At [schurter.com](http://schurter.com) you can enter the filter type (e.g. DC12) into the search box and download the data sheets containing all relevant details.



### Customized solutions

In addition to its broad product range, SCHURTER also offers measurement services to ensure all customer requirements for EMC compliance. We will also build specific samples and provide you with your individual EMC solution. [schurter.com/emc-service](http://schurter.com/emc-service)

