Chipsmall Limited consists of a professional team with an average of over 10 year of expertise in the distribution of electronic components. Based in Hongkong, we have already established firm and mutual-benefit business relationships with customers from,Europe,America and south Asia,supplying obsolete and hard-to-find components to meet their specific needs.

With the principle of “Quality Parts,Customers Priority,Honest Operation,and Considerate Service”,our business mainly focus on the distribution of electronic components. Line cards we deal with include Microchip,ALPS,ROHM,Xilinx,Pulse,ON,Everlight and Freescale. Main products comprise IC,Modules,Potentiometer,IC Socket,Relay,Connector.Our parts cover such applications as commercial,industrial, and automotives areas.

We are looking forward to setting up business relationship with you and hope to provide you with the best service and solution. Let us make a better world for our industry!

Contact us

Tel: +86-755-8981 8866 Fax: +86-755-8427 6832
Email & Skype: info@chipsmall.com Web: www.chipsmall.com
Address: A1208, Overseas Decoration Building, #122 Zhenhua RD., Futian, Shenzhen, China

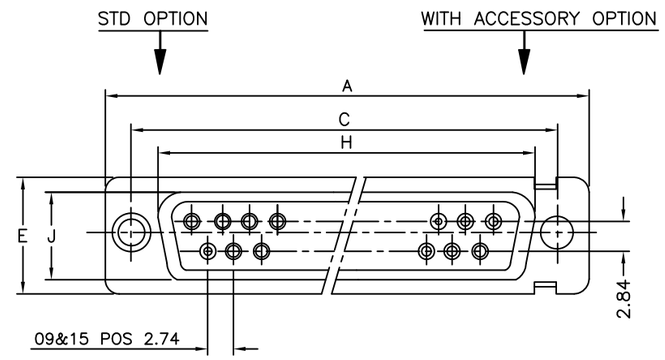

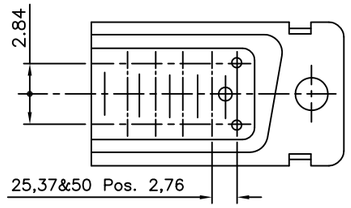

LAY OUT OF 50P CONNECTOR

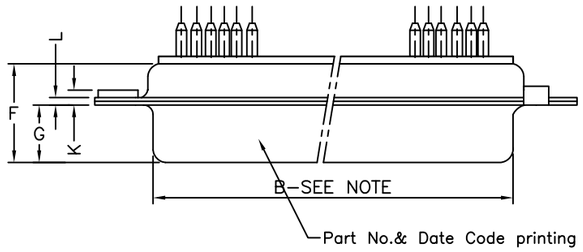

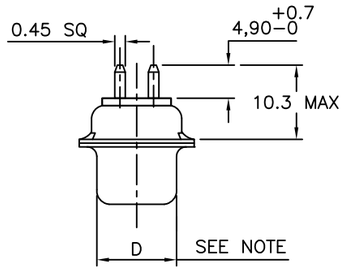

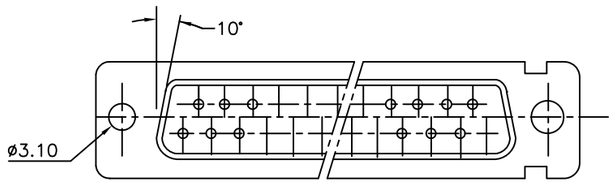

VIEW OF MATING FACE

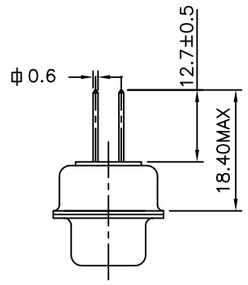

WIRE WRAP CODE 4

EXTENDED FEMALE SCREW LOCK WITH SPACER

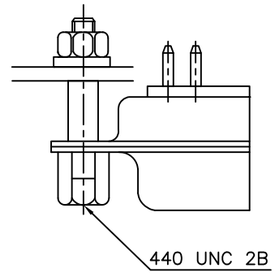

ORD CODE –8630–01–062

SPACERS RIVETTED TO SHELL

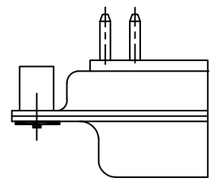

PREFIX:– S

MALE SCREW LOCK

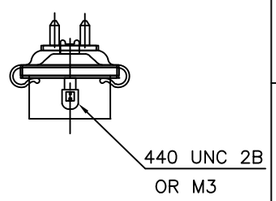

ORD CODE:–
8630– 05(E.A.B.C.)
8630–03 D SHELL FEMALE
8630–15 D SHELL MALE
8630–04 E,A,B,C SHELL
WITH METAL HOOD

FOR 440 UNC 2A THREADED ADD UNC TO THE CORRESPONDING ORD. CODE.

50	P	66.65	52.68	61.11	11.08	14.99	11.09	5.85	55.07	13.31	1.50	1.0
	S	66.65	52.30	61.11	10.62	14.99	11.21	6.05	55.07	13.31	1.10	0.8
37	P	68.94	55.30	63.50	8.23	12.17	11.09	5.85	57.45	10.46	1.50	1.0
	S	68.94	54.71	63.50	7.77	12.17	11.21	6.05	57.45	10.46	1.10	0.8
25	P	52.65	38.84	47.04	8.23	12.17	11.07	5.85	41.02	10.46	1.10	0.8
	S	52.65	38.25	47.04	7.77	12.17	11.21	6.05	41.02	10.46	1.10	0.8
15	P	38.76	25.12	33.32	8.23	12.17	10.99	5.85	27.25	10.46	1.10	0.8
	S	38.76	24.54	33.32	7.77	12.17	11.21	6.05	27.25	10.46	1.10	0.8
09	P	30.43	16.79	24.99	8.23	12.17	10.99	5.85	19.02	10.46	1.10	0.8
	S	30.43	16.21	24.99	7.77	12.17	11.21	6.05	19.02	10.46	1.10	0.8
SHELL SIZE		A +0,76 0	B +0,25 0	C ±0,12	D +0,25 0	E +0,76 0	F MAX	G +0,15 0	H +0,51 0	J +0,51 0	K ±0,2	L +0,22 0
		DIMENSIONS										

NOTE: INSIDE DIMENSION OF MALE AND OUTSIDE DIMENSION OF THE FEMALE CONNETOR

TECHNICAL SPECIFICATIONS

SHELLS	: TIN/ZINC PLATED STEEL
CONTACTS DIA ON ACTIVE AREA	: ø1 MM.
CONTACTS MATERIAL	: COPPER ALLOY
CONTACT PLATING	: GXT / GOLD OVER NICKEL (ACTIVE ZONE) TIN OVER NICKEL (TERMINATION ZONE)
FOR LEAD FREE PLATING	: 2μ MIN. TIN TOP OVER 1.27μ MIN.NICKEL UNDER PLATE(ON TERMINATION ZONE)
INSULATOR MATERIAL	: SELF EXTINGUISHING THERMOPLASTIC– TO UL CLASS 94 V0 THE HOUSING WILL WITHSTAND EXPOSURE TO 260–265°C IF WE USE PROTECTIVE ADHESIVE (type Kapton or Teflon) OR PROTECTIVE METALLIC DEVICE
OPERATING TEMPERATURE	: –55°C +125°C
OPERATING CURRENT	: 5 A PER CONTACT
CONTACT RESISTANCE	: ⩽10m Ω
INSULATION RESISTANCE	: ⩾5000 M Ω
MAXIMUM VOLTAGE	: 1000 V.r.m.s
MECHANICAL ENDURANCE	: 500 MATINGS FOR CODE 64 200 MATINGS FOR CODE 65
DAMP HEAT	: 56 DAYS FOR ⩾0.75μ GOLD PLATING 21 DAYS FOR ⩽0.40μ GOLD PLATING

CLINCH NUT

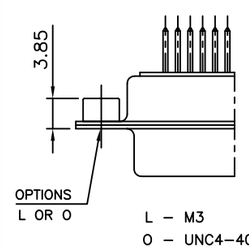

HEXAGONAL FEMALE SCREW

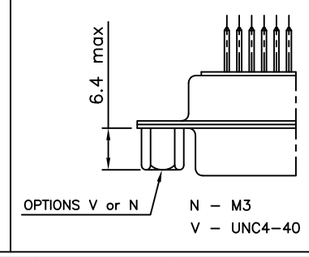

HARPOON RIVETTED TO SHELL

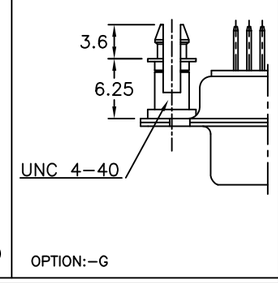

HARPOON PRESS FITTED TO SHELL

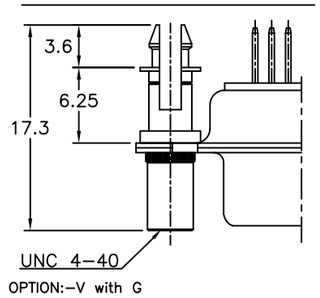

ORDERING INFORMATION

D B V 25 P 3 64 G T X XXX LF

- SERIES
- SHELL SIZE: E,A,B,C,D
- PANEL MOUNTING OPTIONS: BLANK–STANDARD; V–FEM. SCREW LOCK (UNC); N–FEM. SCREW LOCK M3; S–SPACER RIVETTED TO SHELL; L–CLINCH NUT (M3); O–CLINCH NUT (UNC)
- NO.OF CONTACTS: 09,15,25,37,50
- CONTACTS: P – PIN; S – SOCKET
- TERMINATION TYPE: 3–STRAIGHT SPILL; 4–WIRE WRAP
- LEAD FREE
- SPECIAL CODES
- DIMPLES: X–ON MALE CONNECTORS ONLY
- SHELL PLATING: BLANK–ZINC (Cr+3); T–STD. TIN Over Cu
- PCB MOUNTING OPTIONS: BLANK–STANDARD; G–HARPOON
- CONTACT PLATING: 64 – 200 MATING CYCLES; 65 – 500 MATING CYCLES

"This LF product meets European Union Directives and other country regulations as described in GS–22–008"

The housing will withstand exposure to 260°C peak temperature for 3.5 seconds in a wave solder application with a 1.6mm minimum thick circuit board.

Packaging as per GS–14–920

mat'l. code				surface		tolerance		projection	product family
SEE NOTE 4				ISO 1302		ISO 406 ISO 1101			
ltr	ecn no	dr	date	tolerances unless otherwise specified					title
D	I06–0074	GVJ	2006/06/08	angles	linear			MM	D- SUB S/S W/W CONNECTOR
E	I09–0179	AMR	2009/09/04						(WITH ASSEMBLY OPTIONS)
F	I09–0195	AMR	2009/09/04					scale –	
G	I11–0003	AMR	2011/01/06	dr	Mini K Vandanath	1999/03/20			dwg no C-DSUB-0065
H	I11–0047	AMR	2011/03/05	engr	George V Joseph	1999/03/20			sheet 1 of 1
				chr	Abhilash M R	2009/09/04			size A3
				appd	Sudhir Varma	2009/09/04			type Product Customer Drawing
sheet index	revision	H							
	sheet	1							

FCIconnect.com
Copyright FCI