



Chipsmall Limited consists of a professional team with an average of over 10 year of expertise in the distribution of electronic components. Based in Hongkong, we have already established firm and mutual-benefit business relationships with customers from,Europe,America and south Asia,supplying obsolete and hard-to-find components to meet their specific needs.

With the principle of “Quality Parts,Customers Priority,Honest Operation,and Considerate Service”,our business mainly focus on the distribution of electronic components. Line cards we deal with include Microchip,ALPS,ROHM,Xilinx,Pulse,ON,Everlight and Freescale. Main products comprise IC,Modules,Potentiometer,IC Socket,Relay,Connector.Our parts cover such applications as commercial,industrial, and automotives areas.

We are looking forward to setting up business relationship with you and hope to provide you with the best service and solution. Let us make a better world for our industry!



Contact us

Tel: +86-755-8981 8866 Fax: +86-755-8427 6832

Email & Skype: info@chipsmall.com Web: www.chipsmall.com

Address: A1208, Overseas Decoration Building, #122 Zhenhua RD., Futian, Shenzhen, China

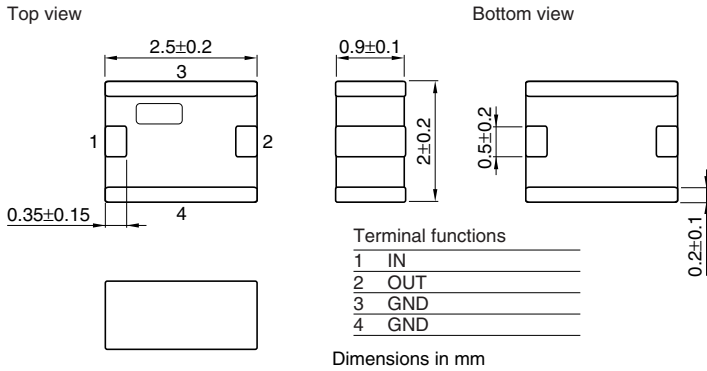


Multilayer Chip Band Pass Filters For Bluetooth & 2.4GHz W-LAN

Conformity to RoHS Directive

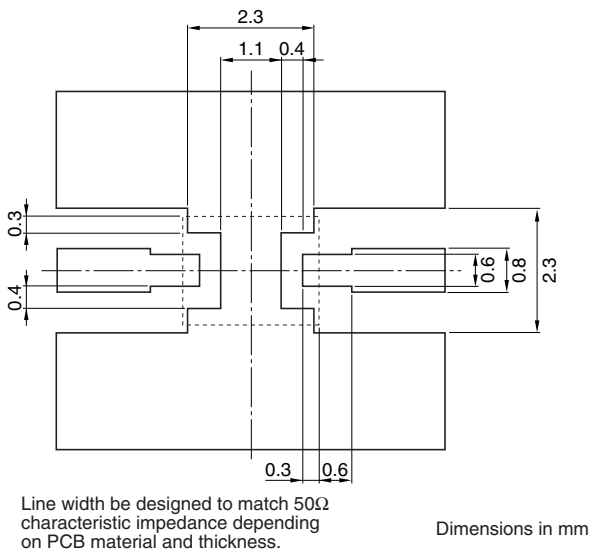
DEA Series DEA252450BT-2037C1

SHAPES AND DIMENSIONS

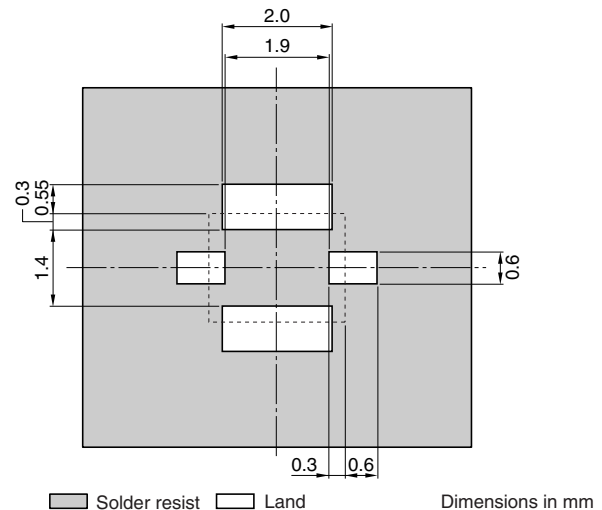


RECOMMENDED PC BOARD PATTERNS

LAND



SOLDER RESIST



ELECTRICAL CHARACTERISTICS

Item		Minimum value	Typical value	Maximum value
Center frequency	[2450MHz]			
Insertion loss	[2400 to 2500MHz]	(dB) —	—	3
Return loss	[2400 to 2500MHz]	(dB) 10	—	—
Attenuation	[880 to 915MHz]	(dB) 43	—	—
	[1710 to 1990MHz]	(dB) 24	—	—
	[2110 to 2170MHz]	(dB) 14	—	—
	[2700MHz]	(dB) 25	—	—
Temperature range	Operating	(°C) -40	—	+85
	Storage	(°C) -40	—	+85

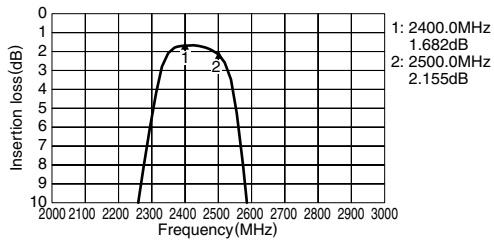
• Ta: +25°C

• Conformity to RoHS Directive: This means that, in conformity with EU Directive 2002/95/EC, lead, cadmium, mercury, hexavalent chromium, and specific bromine-based flame retardants, PBB and PBDE, have not been used, except for exempted applications.

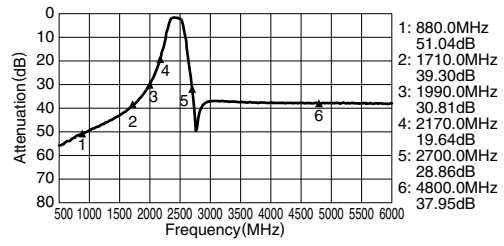
• All specifications are subject to change without notice.

FREQUENCY CHARACTERISTICS

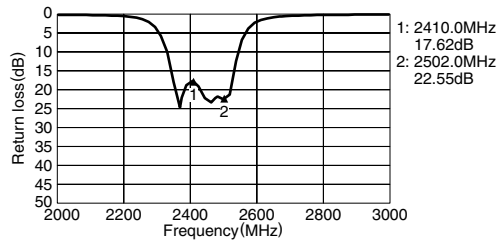
INSERTION LOSS



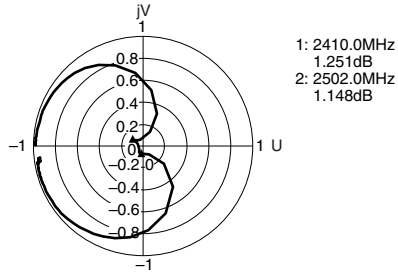
ATTENUATION



RETURN LOSS



VSWR



• All specifications are subject to change without notice.