



Chipsmall Limited consists of a professional team with an average of over 10 year of expertise in the distribution of electronic components. Based in Hongkong, we have already established firm and mutual-benefit business relationships with customers from,Europe,America and south Asia,supplying obsolete and hard-to-find components to meet their specific needs.

With the principle of “Quality Parts,Customers Priority,Honest Operation,and Considerate Service”,our business mainly focus on the distribution of electronic components. Line cards we deal with include Microchip,ALPS,ROHM,Xilinx,Pulse,ON,Everlight and Freescale. Main products comprise IC,Modules,Potentiometer,IC Socket,Relay,Connector.Our parts cover such applications as commercial,industrial, and automotives areas.

We are looking forward to setting up business relationship with you and hope to provide you with the best service and solution. Let us make a better world for our industry!



## Contact us

Tel: +86-755-8981 8866 Fax: +86-755-8427 6832

Email & Skype: info@chipsmall.com Web: www.chipsmall.com



Address: A1208, Overseas Decoration Building, #122 Zhenhua RD., Futian, Shenzhen, China





# Spectacle Audio Board

DEV-14034 RoHS Open Source Hardware



**Description:** The Spectacle Audio Board allows you to add sound from a microSD card to your Spectacle projects. Each board accepts a microSD card with sounds in .ogg format, and has a 1/8" (3.5mm) audio jack line-level output ready to be amplified. It is important to know that the files used by the Spectacle Audio Board must be in OGG Vorbis format. This free codec has a higher compression ratio than MP3 and, more importantly, can be used without paying a licensing fee to any third-party organization. We use the free, open source program Audacity to convert from whatever the file's current format is to OGG Vorbis.

The Audio Board is equipped with three 3.5mm TRRS jacks: two for Spectacle control signals from a Director Board and one for an amplified speaker. The one labeled "In" should be plugged into a board that is closer to the Director Board than the Audio Board is, or into the Director Board itself. Make sure to pay attention to the directionality of the jacks, as they will dictate how your Spectacle



modules speak with one another and with the Director Board. As with every other Spectacle module, you will need the Director Board to operate any Spectacle project.


We have written an in-depth User's Guide and Audio Board Hookup Guide to help direct you through each step of setting up this and any board in the Spectacle product line. You will be surprised by how easy and quick it is to make yourself into a Spectacle!

---

*Spectacle is a product ecosystem centered around a simple idea: creative people shouldn't have to learn new skills to use electronics in their projects. You've spent years developing the skills you use, and SparkFun wants to recognize that and help you expand your creations to include electronics without requiring you to spend years learning about electronics and programming.*

---

**Note:** The "Out" jack is not for audio signals. Plugging an audio device into one of the Spectacle jacks could cause damage to the audio device. The audio jack on the Audio Board produces output suitable for amplification only. It is not suited to headphones or unpowered speakers.



<https://www.sparkfun.com/products/14034> 6-12-17