



Chipsmall Limited consists of a professional team with an average of over 10 year of expertise in the distribution of electronic components. Based in Hongkong, we have already established firm and mutual-benefit business relationships with customers from,Europe,America and south Asia,supplying obsolete and hard-to-find components to meet their specific needs.

With the principle of “Quality Parts,Customers Priority,Honest Operation,and Considerate Service”,our business mainly focus on the distribution of electronic components. Line cards we deal with include Microchip,ALPS,ROHM,Xilinx,Pulse,ON,Everlight and Freescale. Main products comprise IC,Modules,Potentiometer,IC Socket,Relay,Connector.Our parts cover such applications as commercial,industrial, and automotives areas.

We are looking forward to setting up business relationship with you and hope to provide you with the best service and solution. Let us make a better world for our industry!



Contact us

Tel: +86-755-8981 8866 Fax: +86-755-8427 6832

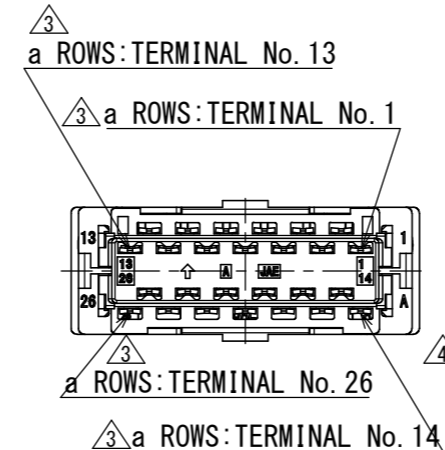
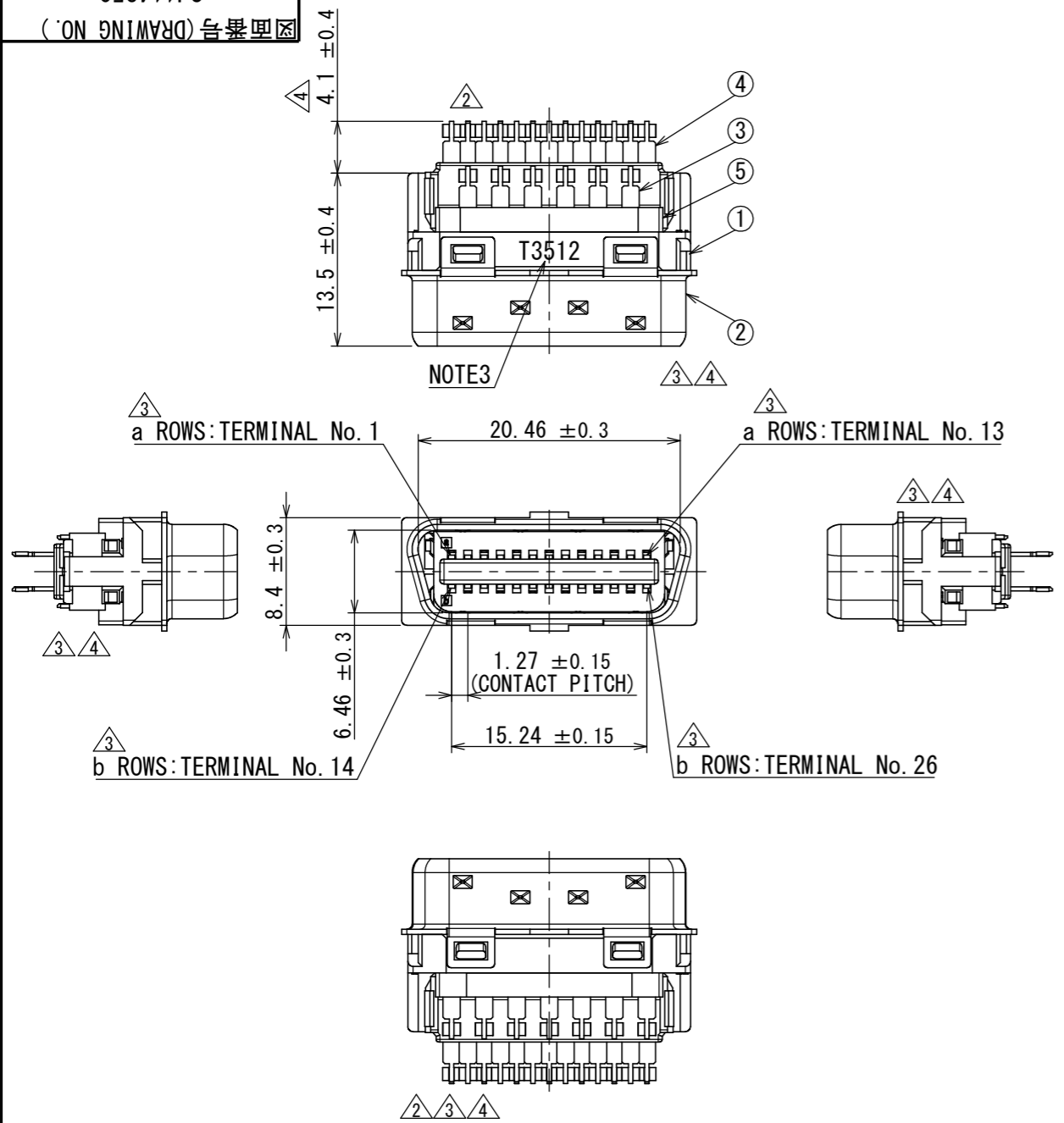
Email & Skype: info@chipsmall.com Web: www.chipsmall.com

Address: A1208, Overseas Decoration Building, #122 Zhenhua RD., Futian, Shenzhen, China



0574
SJ114250
(ON. DRAWING NO.)

版数 VER.	年月日 DATE	CN NO.	変更内容 DESCRIPTION	製図 DR.	担当 CHK.	査閲 APPD.	承認 APPD.
2	31/JUL/2015	014072	REVISED FORM		T. SHIINA	O. TAKAGI	T. MIYASHITA
3	03/FEB/2016	016180	REVISED FORM		T. SHIINA	O. TAKAGI	T. MIYASHITA
4	27/OCT/2016	018824	ADDED PART		T. SHIINA	O. TAKAGI	T. MIYASHITA



Lot NO. (Ex.)
ロット NO. (例.)
I 3 5 12

Manufacture day.
製造日
Manufacture month. (JAN. TO SEP.: 1~9, OCT.: 0, NOV.: X, DEC.: Y)
製造月 (1月~9月: 1~9, 10月: 0, 11月: X, 12月: Y)
Manufacture year. (It is shown at A.D. 1 digit.)
製造年 (西暦の下1桁で表示する。)

Identification code (T: JAE Taiwan, Ltd)
組立部門識別 (T: JAE Taiwan, Ltd)

命名法
DF 02 P 026 F 22 A 1
Modification number
モディファイ番号
Plating
めっき仕様
Applicable wire (22: AWG22 to 30, 28: AWG28, 30: AWG30)
適合電線 (22: AWG22~30, 28: AWG28, 30: AWG30)
Termination (G: Insulation displacement connection, F: Solder heat)
結線方法 (G: 圧接結線、F: 半田結線)
No. of contacts
芯数
Form (P: PLUG)
形態 (P: プラグ)
Development No.
開発No.
Series
シリーズ

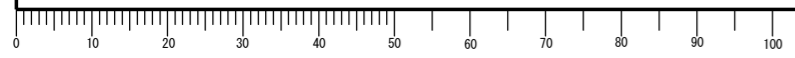
符号 NO.	名称 DESCRIPTION	個数 QTY.	材料 MATERIAL	仕上 FINISH	備考 REMARKS
5	REAR INSULATOR	1	GLASS FILLED 9T NYLON	-	-
4	CONTACT#2	13	COPPER ALLOY	CONTACT AREA: GOLD PLATING OVER NICKEL TERMINAL AREA: GOLD FLASH PLATING OVER NICKEL	-
3	CONTACT#1	13	COPPER ALLOY	CONTACT AREA: GOLD PLATING OVER NICKEL TERMINAL AREA: GOLD FLASH PLATING OVER NICKEL	-
2	SHELL	1	STEEL	NICKEL PLATING	-
1	INSULATOR	1	GLASS FILLED 6-6 NYLON	-	-

NOTE 1. SEE JAHL-30303 OR JAHL-30303-3 FOR APPLICABLE HOODS.
NOTE 2. APPLICABLE WIRE: AWG22 TO 24 OR EQUIVALENT (OUTER DIAMETER OF INSULATED WIRE: φ 1.1max.)
NOTE 3. PRODUCTION LOT NUMBER IS SHOWN AS INDICATED.
NOTE 4. SEE JAHL-30303 OR JAHL-30303-3 FOR OPERATION OF THE CONECTOR.

注1. 適用フードについては、JAHL-30303又はJAHL-30303-3参照。
注2. 適用電線: AWG22~30相当 (電線被覆仕上外径: φ 1.1以下)
注3. 図示の位置にロットNo. を表示する。
注4. コネクタの取扱いについてはJAHL-30303又はJAHL-30303-3参照。

仕様書 (SPECIFICATION) JACS-30303 JAHL-30303, JAHL-30303-3	第1版 (ORIGINAL DATE) 01/OCT/2013	尺度 (SCALE) 2:1	シリーズ (SERIES) DF02	日本航空電子工業株式会社 JAPAN AVIATION ELECTRONICS INDUSTRY, LTD.
一般公差 (GENERAL TOLERANCE) 寸法 (DIMENSION) ±0.8 × ±0.4 ×× ±0.1 ××× ±	角度 (ANGLES) ×° ± ×°×' ±	製図 DR. —	名称 (TITLE) DF02P026F22A1	図面番号 (DRAWING NO.) SJ114250
単位 (UNIT): mm	担当 CHK. T. SHIINA 査閲 APPD. O. TAKAGI 承認 APPD. T. MIYASHITA	質量 (MASS)	質量 (MASS)	版数 (VER.) 4

DCF-G-212H(12.08)



WISDOM承認 2016/10/27