



Chipsmall Limited consists of a professional team with an average of over 10 year of expertise in the distribution of electronic components. Based in Hongkong, we have already established firm and mutual-benefit business relationships with customers from,Europe,America and south Asia,supplying obsolete and hard-to-find components to meet their specific needs.

With the principle of “Quality Parts,Customers Priority,Honest Operation,and Considerate Service”,our business mainly focus on the distribution of electronic components. Line cards we deal with include Microchip,ALPS,ROHM,Xilinx,Pulse,ON,Everlight and Freescale. Main products comprise IC,Modules,Potentiometer,IC Socket,Relay,Connector.Our parts cover such applications as commercial,industrial, and automotives areas.

We are looking forward to setting up business relationship with you and hope to provide you with the best service and solution. Let us make a better world for our industry!



Contact us

Tel: +86-755-8981 8866 Fax: +86-755-8427 6832

Email & Skype: info@chipsmall.com Web: www.chipsmall.com

Address: A1208, Overseas Decoration Building, #122 Zhenhua RD., Futian, Shenzhen, China

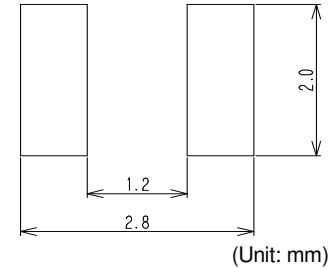
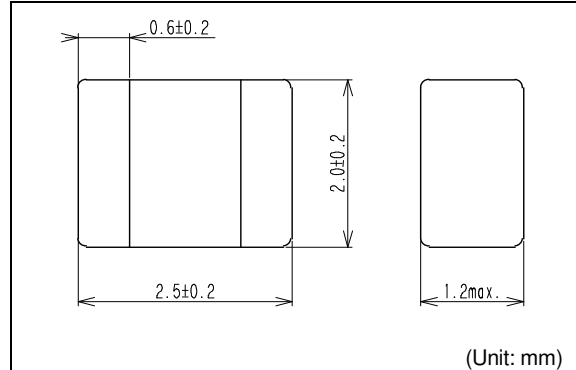
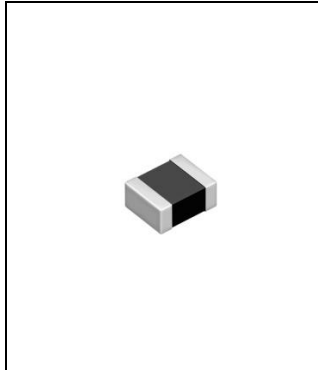


DFE252012F

125°C RoHS REACH

Inductance Range: 0.33~10μH

Recommended patterns
推荐焊盘尺寸



FEATURES 特点

- Miniature size: 2520 footprint (2.5mm×2.0mm) and low profile(1.2mm Max. height)
- The use of magnetic iron powder ensure capability for large current.
- The use of Flat wire for Low DC resistance.
- Magnetically shielded, low audible core noise.
- Reflow solderable.
- Operating temperature : -40~+125°C
- 小型薄型构造(2.5 × 2.0 mm、高度1.2mm Max.)
- 使用合金系磁性粉，保证了大电流
- 采用平角线、低直流电阻
- 闭磁路构造、低芯片噪音
- 适合回流焊接
- 使用温度范围：-40~+125°C

STANDARD PART NUMBERS 标准零件号码

TYPE DFE252012F(Quantity/reel; 3,000 PCS)

| 零件号码 | 电感值 ⁽¹⁾ | 公差 | 测试频率 | 最大直流电阻 ⁽²⁾ | 最大电感值减小电流 ⁽³⁾ | 最大温度上升电流 ⁽³⁾ |
|--------------------|------------------------------------|---------------|----------------------|---|---|---|
| Part Number | Inductance ⁽¹⁾ L(μH) | Tolerance (%) | Test Frequency (MHz) | DC Resistance ⁽²⁾ (mΩ) Max. (Typ.) | Inductance Decrease Current ⁽³⁾ (A) Max. (Typ.) ΔL/L=30% | Temperature Rise Current ⁽³⁾ ΔT=40°C (A) Max. (Typ.) |
| DFE252012F-R33M=P2 | 0.33 | ±20 | 1 | 19(14) | 7.6(8.5) | 5.1(6.0) |
| DFE252012F-R47M=P2 | 0.47 | ±20 | 1 | 23(17) | 6.7(7.4) | 4.9(5.8) |
| DFE252012F-R68M=P2 | 0.68 | ±20 | 1 | 31(25) | 5.4(6.0) | 3.9(4.6) |
| DFE252012F-R82M=P2 | 0.82 | ±20 | 1 | 35(29) | 4.9(5.4) | 3.6(4.2) |
| DFE252012F-1R0M=P2 | 1.0 | ±20 | 1 | 40(33) | 4.7(5.3) | 3.3(3.9) |
| DFE252012F-1R5M=P2 | 1.5 | ±20 | 1 | 58(48) | 3.8(4.3) | 2.7(3.2) |
| DFE252012F-2R2M=P2 | 2.2 | ±20 | 1 | 82(68) | 3.3(3.6) | 2.3(2.7) |
| DFE252012F-3R3M=P2 | 3.3 | ±20 | 1 | 135(110) | 2.5(2.8) | 1.8(2.1) |
| DFE252012F-4R7M=P2 | 4.7 | ±20 | 1 | 190(160) | 2.1(2.4) | 1.5(1.8) |
| DFE252012F-6R8M=P2 | 6.8 | ±20 | 1 | 330(270) | 1.7(1.9) | 1.2(1.4) |
| DFE252012F-8R2M=P2 | 8.2 | ±20 | 1 | 410(340) | 1.5(1.7) | 1.1(1.3) |
| DFE252012F-100M=P2 | 10 | ±20 | 1 | 480(400) | 1.4(1.6) | 0.95(1.1) |

(1) Inductance is measured with a LCR meter 4284A (Agilent Technologies) or equivalent. Test frequency at 1MHz

(2) DC resistance is measured with 34420A (Agilent Technologies) or 3541 (HIOKI). (Reference ambient temperature 20°C)

(3) Maximum allowable DC current is that which causes a 30% inductance reduction from the initial value, coil temperature to rise by 40°C whichever is smaller. (Reference ambient temperature 20°C)

(1) LCR仪表4284A (Agilent Technologies)或者功能相同的仪器在1MHz下测试电感值。

(2) 通过数码万用表34420A (Agilent Technologies)/ 3541(HIOKI)或者相类似的工具测试直流电阻。(环境温度20°C)

(3) 允许最大直流电的范围是以下两者中比较小的一个：从开始值降低30%的电感值，或者线圈温度升高40°C。(参考周围环境温度20°C)。