



Chipsmall Limited consists of a professional team with an average of over 10 year of expertise in the distribution of electronic components. Based in Hongkong, we have already established firm and mutual-benefit business relationships with customers from,Europe,America and south Asia,supplying obsolete and hard-to-find components to meet their specific needs.

With the principle of "Quality Parts,Customers Priority,Honest Operation,and Considerate Service",our business mainly focus on the distribution of electronic components. Line cards we deal with include Microchip,ALPS,ROHM,Xilinx,Pulse,ON,Everlight and Freescale. Main products comprise IC,Modules,Potentiometer,IC Socket,Relay,Connector.Our parts cover such applications as commercial,industrial, and automotives areas.

We are looking forward to setting up business relationship with you and hope to provide you with the best service and solution. Let us make a better world for our industry!



Contact us

Tel: +86-755-8981 8866 Fax: +86-755-8427 6832

Email & Skype: info@chipsmall.com Web: www.chipsmall.com

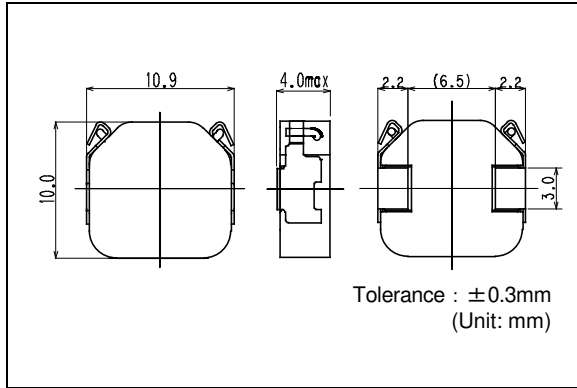
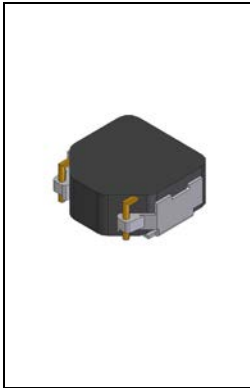
Address: A1208, Overseas Decoration Building, #122 Zhenhua RD., Futian, Shenzhen, China



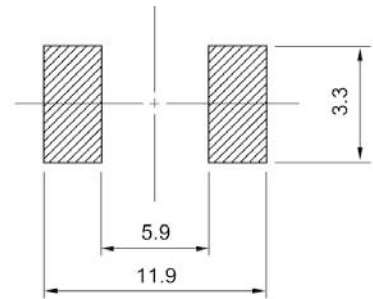
DFEH10040D



Inductance Range: 1.0~22μH



Recommended patterns
推荐焊盘尺寸推奨



(Unit: mm)

FEATURES 特点

- 11.2 × 10.3mm square and 4.0mm Max. height.
- Magnetically shielded construction, low DC resistance.
- Suitable for large current
- The use of low loss iron powder ensure capability for high efficiency.
- Low audible core noise.
- Operating temperature : -40~+155°C
- AEC-Q200 compliant.
- 最大11.2 × 10.3毫米的平面，最大高度4.0毫米
- 磁性屏蔽结构，低直流电阻
- 适合于大电流
- 使用低损失铁系磁性粉保证高效率
- 低芯片噪音
- 使用温度范围：-40~+155°C
- 符合AEC-Q200

STANDARD PART NUMBERS 标准零件号码

TYPE DFEH10040D (Quantity/reel; 500 PCS)

零件号码	电感值 ⁽¹⁾	公差	测试频率	最大直流电阻 ⁽²⁾	最大电感值减小电流 ⁽³⁾	最大温度上升电流 ⁽³⁾
Part Number	Inductance ⁽¹⁾ L(μH)	Tolerance (%)	Test Frequency (MHz)	DC Resistance ⁽²⁾ (mΩ) Max. (Typ.)	Inductance Decrease Current ⁽³⁾ (A) Max. (Typ.) ΔL/L=20%	Temperature Rise Current ⁽³⁾ ΔT=40°C (A) Max. (Typ.)
DFEH10040D-1R0M=P3	1.0	±20	100	3.5 (2.9)	18 (24)	17 (22)
DFEH10040D-1R5M=P3	1.5	±20	100	5.0 (4.1)	14 (19)	14 (18)
DFEH10040D-2R2M=P3	2.2	±20	100	7.5 (6.2)	11 (14)	12 (15)
DFEH10040D-3R3M=P3	3.3	±20	100	12 (9.2)	10 (13)	10 (13)
DFEH10040D-4R7M=P3	4.7	±20	100	16 (13)	7.3 (9.3)	8.8 (11)
DFEH10040D-5R6M=P3	5.6	±20	100	18 (15)	6.9 (9.2)	8.0 (10)
DFEH10040D-6R8M=P3	6.8	±20	100	23 (19)	6.5 (8.6)	6.4 (8.1)
DFEH10040D-8R2M=P3	8.2	±20	100	29 (24)	5.6 (7.4)	5.9 (7.4)
DFEH10040D-100M=P3	10	±20	100	33 (27)	5.5 (7.3)	5.7 (7.2)
DFEH10040D-150M=P3	15	±20	100	47 (39)	4.4 (5.9)	5.2 (6.5)
DFEH10040D-220M=P3	22	±20	100	70 (58)	4.0 (5.3)	3.8 (4.8)

(1) Inductance is measured with a LCR meter 4284A(Agilent Technologies) or equivalent. Test frequency at 100kHz
 (2) DC resistance is measured with 34420A (Agilent Technologies) or 3541(HIOKI). (Reference ambient temperature 25°C)
 (3) Maximum allowable DC current is that which causes a 20% inductance reduction from the initial value, coil temperature to rise by 40°C, whichever is smaller.
 (Reference ambient temperature 25°C)
 (4) Absolute maximum voltage : 50VDC

(1) LCR仪表4284A (Agilent Technologies)或者功能相同的仪器在100kHz下测试电感值。
 (2) 通过数码万用表34420A (Agilent Technologies)/ 3541(HIOKI)或者相类似的工具测试直流电阻。(环境温度为25°C)
 (3) 允许最大直流电的范围是以下两者中比较小的一个：从开始值降低20%的电感值，或者线圈温度升高40°C。
 (参考周围环境温度25°C)。
 (4) 绝对最高电压50伏特。