



Chipsmall Limited consists of a professional team with an average of over 10 year of expertise in the distribution of electronic components. Based in Hongkong, we have already established firm and mutual-benefit business relationships with customers from,Europe,America and south Asia,supplying obsolete and hard-to-find components to meet their specific needs.

With the principle of “Quality Parts,Customers Priority,Honest Operation,and Considerate Service”,our business mainly focus on the distribution of electronic components. Line cards we deal with include Microchip,ALPS,ROHM,Xilinx,Pulse,ON,Everlight and Freescale. Main products comprise IC,Modules,Potentiometer,IC Socket,Relay,Connector.Our parts cover such applications as commercial,industrial, and automotives areas.

We are looking forward to setting up business relationship with you and hope to provide you with the best service and solution. Let us make a better world for our industry!



Contact us

Tel: +86-755-8981 8866 Fax: +86-755-8427 6832

Email & Skype: info@chipsmall.com Web: www.chipsmall.com

Address: A1208, Overseas Decoration Building, #122 Zhenhua RD., Futian, Shenzhen, China



preliminary


Sonic Fast Recovery Diode

V_{RRM}	=	600 V
I_{FAV}	= 2x	5 A
t_{rr}	=	35 ns

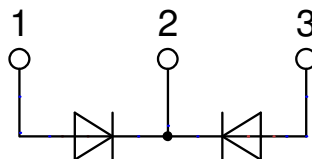
High Performance Fast Recovery Diode
Low Loss and Soft Recovery
Common Cathode

Part number

DHG10C600PB



Backside: cathode



Features / Advantages:

- Planar passivated chips
- Very low leakage current
- Very short recovery time
- Improved thermal behaviour
- Very low I_{rm} -values
- Very soft recovery behaviour
- Avalanche voltage rated for reliable operation
- Soft reverse recovery for low EMI/RFI
- Low I_{rm} reduces:
 - Power dissipation within the diode
 - Turn-on loss in the commutating switch

Applications:

- Antiparallel diode for high frequency switching devices
- Antisaturation diode
- Snubber diode
- Free wheeling diode
- Rectifiers in switch mode power supplies (SMPS)
- Uninterruptible power supplies (UPS)

Package: TO-220

- Industry standard outline
- RoHS compliant
- Epoxy meets UL 94V-0

Terms .Conditions of usage:

The data contained in this product data sheet is exclusively intended for technically trained staff. The user will have to evaluate the suitability of the product for the intended application and the completeness of the product data with respect to his application. The specifications of our components may not be considered as an assurance of component characteristics. The information in the valid application- and assembly notes must be considered. Should you require product information in excess of the data given in this product data sheet or which concerns the specific application of your product, please contact your local sales office.

Due to technical requirements our product may contain dangerous substances. For information on the types in question please contact your local sales office.

Should you intend to use the product in aviation, in health or life endangering or life support applications, please notify. For any such application we urgently recommend

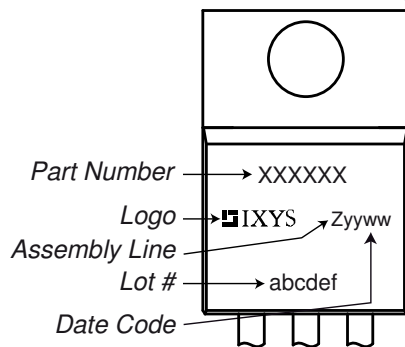
- to perform joint risk and quality assessments;
- the conclusion of quality agreements;
- to establish joint measures of an ongoing product survey, and that we may make delivery dependent on the realization of any such measures.

Fast Diode				Ratings			
Symbol	Definition	Conditions		min.	typ.	max.	Unit
V_{RSM}	max. non-repetitive reverse blocking voltage	$T_{VJ} = 25^{\circ}\text{C}$				600	V
V_{RRM}	max. repetitive reverse blocking voltage	$T_{VJ} = 25^{\circ}\text{C}$				600	V
I_R	reverse current, drain current	$V_R = 600\text{ V}$	$T_{VJ} = 25^{\circ}\text{C}$			10	μA
		$V_R = 600\text{ V}$	$T_{VJ} = 125^{\circ}\text{C}$			1	mA
V_F	forward voltage drop	$I_F = 5\text{ A}$	$T_{VJ} = 25^{\circ}\text{C}$			2.21	V
		$I_F = 10\text{ A}$				3.07	V
		$I_F = 5\text{ A}$	$T_{VJ} = 125^{\circ}\text{C}$			2.17	V
		$I_F = 10\text{ A}$				3.13	V
I_{FAV}	average forward current	$T_C = 105^{\circ}\text{C}$ rectangular $d = 0.5$	$T_{VJ} = 150^{\circ}\text{C}$			5	A
V_{F0}	threshold voltage	} for power loss calculation only		$T_{VJ} = 150^{\circ}\text{C}$		1.14	V
r_F	slope resistance					185	m Ω
R_{thJC}	thermal resistance junction to case					3.15	K/W
R_{thCH}	thermal resistance case to heatsink				0.50		K/W
P_{tot}	total power dissipation	$T_C = 25^{\circ}\text{C}$				40	W
I_{FSM}	max. forward surge current	$t = 10\text{ ms}; (50\text{ Hz}), \text{ sine}; V_R = 0\text{ V}$	$T_{VJ} = 45^{\circ}\text{C}$			40	A
C_J	junction capacitance	$V_R = 400\text{ V}$ $f = 1\text{ MHz}$	$T_{VJ} = 25^{\circ}\text{C}$		3		pF
I_{RM}	max. reverse recovery current	$I_F = 5\text{ A}; V_R = 400\text{ V}$ $-di_F/dt = 100\text{ A}/\mu\text{s}$		$T_{VJ} = 25^{\circ}\text{C}$		2	A
				$T_{VJ} = \text{ }^{\circ}\text{C}$		tbd	A
t_{rr}	reverse recovery time			$T_{VJ} = 25^{\circ}\text{C}$		35	ns
				$T_{VJ} = \text{ }^{\circ}\text{C}$		tbd	ns

preliminary

Package TO-220			Ratings			
Symbol	Definition	Conditions	min.	typ.	max.	Unit
I_{RMS}	RMS current	per terminal ¹⁾			35	A
T_{VJ}	virtual junction temperature		-55		150	°C
T_{op}	operation temperature		-55		125	°C
T_{stg}	storage temperature		-55		150	°C
Weight				2		g
M_D	mounting torque		0.4		0.6	Nm
F_C	mounting force with clip		20		60	N

Product Marking



Part description

D = Diode
 H = Sonic Fast Recovery Diode
 G = extreme fast
 10 = Current Rating [A]
 C = Common Cathode
 600 = Reverse Voltage [V]
 PB = TO-220AB (3)

Ordering	Ordering Number	Marking on Product	Delivery Mode	Quantity	Code No.
Standard	DHG10C600PB	DHG10C600PB	Tube	50	505294

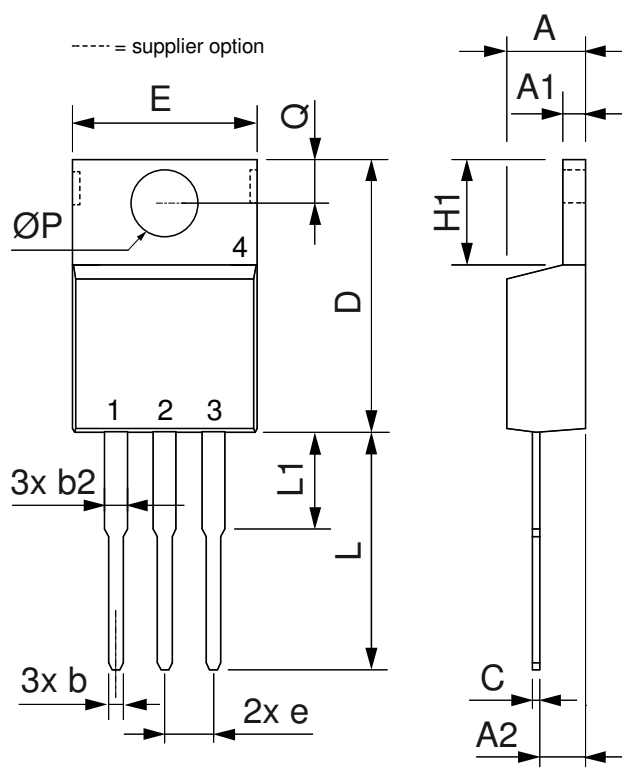
Equivalent Circuits for Simulation

* on die level

$T_{VJ} = 150\text{ °C}$

$I \rightarrow$	V_0	R_0	Fast Diode	
$V_{0\text{ max}}$	threshold voltage	1.14		V
$R_{0\text{ max}}$	slope resistance *	182		mΩ

Outlines TO-220



Dim.	Millimeter		Inches	
	Min.	Max.	Min.	Max.
A	4.32	4.82	0.170	0.190
A1	1.14	1.39	0.045	0.055
A2	2.29	2.79	0.090	0.110
b	0.64	1.01	0.025	0.040
b2	1.15	1.65	0.045	0.065
C	0.35	0.56	0.014	0.022
D	14.73	16.00	0.580	0.630
E	9.91	10.66	0.390	0.420
e	2.54	BSC	0.100	BSC
H1	5.85	6.85	0.230	0.270
L	12.70	13.97	0.500	0.550
L1	2.79	5.84	0.110	0.230
ØP	3.54	4.08	0.139	0.161
Q	2.54	3.18	0.100	0.125

