



Chipsmall Limited consists of a professional team with an average of over 10 year of expertise in the distribution of electronic components. Based in Hongkong, we have already established firm and mutual-benefit business relationships with customers from,Europe,America and south Asia,supplying obsolete and hard-to-find components to meet their specific needs.

With the principle of “Quality Parts,Customers Priority,Honest Operation,and Considerate Service”,our business mainly focus on the distribution of electronic components. Line cards we deal with include Microchip,ALPS,ROHM,Xilinx,Pulse,ON,Everlight and Freescale. Main products comprise IC,Modules,Potentiometer,IC Socket,Relay,Connector.Our parts cover such applications as commercial,industrial, and automotives areas.

We are looking forward to setting up business relationship with you and hope to provide you with the best service and solution. Let us make a better world for our industry!



## Contact us


Tel: +86-755-8981 8866 Fax: +86-755-8427 6832

Email & Skype: info@chipsmall.com Web: www.chipsmall.com

Address: A1208, Overseas Decoration Building, #122 Zhenhua RD., Futian, Shenzhen, China



EPIC SERIES



### Features:

- ◇ Low-cost, high-performance replacement for many OEM DPMs
- ◇ Optional RED, GREEN or AMBER backlighting
- ◇ Snap-in bezel mount eliminates mounting hardware
- ◇ Resistant to RF and EMI
- ◇ 4½ digits with high-contrast LCD
- ◇ 12V or 24V DC Voltage powered
- ◇ User selectable, displayed engineering units

### Specifications:

<b>Display:</b>	Digits:	4 ½ digits (±19999 counts)
	Type:	0.45" (11.4 mm) 7 segment LCD
<b>Backlighting:</b>		Optional Red Negative (red numbers/black background) Optional Green Negative (green numbers/black background) Optional Amber Negative (amber numbers/black background) Optional Green Positive (black numbers/green background)
	Polarity:	automatic, "*" displayed
	Annunciators:	"F, °C, PSI, %, user selectable, V, A KW, PF
	Decimal Points:	4 position, user selectable
	Overrange:	four lower order digits blank for inputs >19999 & <-19999
<b>Inputs:</b>	Ranges:	0-10 VDC, 0-5 VDC or 0-200 mV DC
	Configuration:	single ended
	Impedance:	390KΩ min.
<b>Performance:</b>	Accuracy:	±(0.1% fs + 2 count)
	Conversion Rate:	3 per second
	Normal Mode Rejection:	>30 dB @ 60 Hz
	Adjustments:	span (gain) (2) (10V and 5V) and zero (offset)
	Warmup:	10 minutes typical
	Temperature Coefficient:	±100 ppm per °C typical
	Offset Range:	-19999 to +19999
	Gain Range:	1-20000 counts above adjusted zero
<b>Environment:</b>	Operating Range:	0 to 50 °C
	Storage Range:	-10 to 60 °C
<b>Power Supply:</b>		12 VDC or 24 VDC regulated (selectable)
	Optional Backlight:	24 VDC at 35 mA typical
<b>Mounting:</b>		snap-in bezel mount
<b>Connection:</b>		4 screw terminal (6 with backlight)

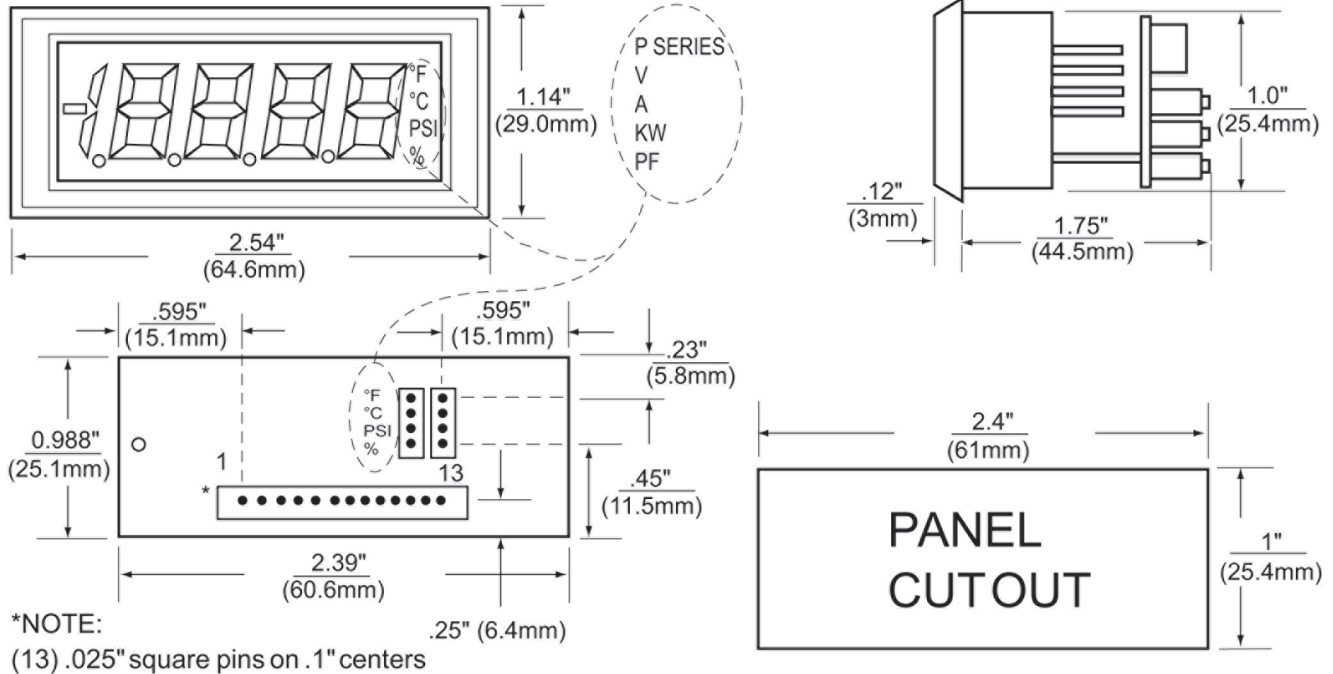
### Ordering Information:

PART NUMBER	BACKLIGHT COLOR	BACKLIGHT POWER
DK796*	NEG AMBER	24 VDC
DK797*	NEG GREEN	24 VDC
DK798*	NEG RED	24 VDC
DK799*	NO BACKLIGHT	NONE
DK800*	POS GREEN	24VDC

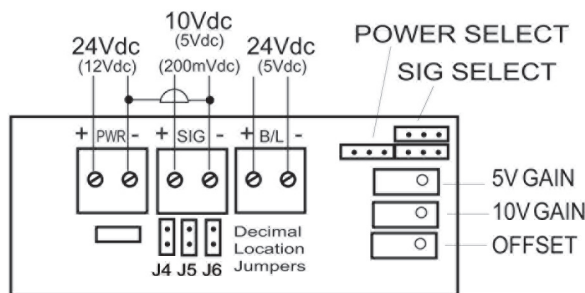
\*Add (P) for Power Engineering Units V, A, KW, PF

PW2-12	Regulated 120V AC to 12V DC Power Supply
PW2-24	Regulated 120V AC to 24V DC Power Supply
PW1.0	24V AC to adjustable DC output
CPW1.5	24V AC to adjustable DC output
CVC	Calibrator

### Dimensions



### Wiring



(upper)  
WIRING

#### Decimal Point Selection

1. Locate jumpers J4 through J6 in the middle of the circuit board unit.
2. Jumper the appropriate decimal location as follows:  
J4 - 000.0

#### Decimal Point Selection

1. Locate jumpers J4 through J6 in the middle of the circuit board unit.
2. Jumper the appropriate decimal location as follows:  
J4 - 000.0  
J5 - 00.00  
J6 - 0.000  
None - 0000