



Chipsmall Limited consists of a professional team with an average of over 10 year of expertise in the distribution of electronic components. Based in Hongkong, we have already established firm and mutual-benefit business relationships with customers from,Europe,America and south Asia,supplying obsolete and hard-to-find components to meet their specific needs.

With the principle of “Quality Parts,Customers Priority,Honest Operation,and Considerate Service”,our business mainly focus on the distribution of electronic components. Line cards we deal with include Microchip,ALPS,ROHM,Xilinx,Pulse,ON,Everlight and Freescale. Main products comprise IC,Modules,Potentiometer,IC Socket,Relay,Connector.Our parts cover such applications as commercial,industrial, and automotives areas.

We are looking forward to setting up business relationship with you and hope to provide you with the best service and solution. Let us make a better world for our industry!



Contact us

Tel: +86-755-8981 8866 Fax: +86-755-8427 6832

Email & Skype: info@chipsmall.com Web: www.chipsmall.com

Address: A1208, Overseas Decoration Building, #122 Zhenhua RD., Futian, Shenzhen, China





30W 1"x1" Package DC-DC Regulated Converter

SKMW30 & DKMW30 series



■ Features

- DIP 1"x1" package with industry standard pinout
- 4:1 ultrawide input range
- Operating temperature range -40 ~ +85°C
- No minimum load required
- Comply to EN55032 radiated Class A without additional components
- High efficiency up to 90%
- Protections: Short circuit (Continuous) / Overload / Over voltage / Over temperature / Input under voltage
- 1.5KVDC I/O isolation
- Remote ON/OFF control and Trimming output ($\pm 10\%$)
- 3 years warranty

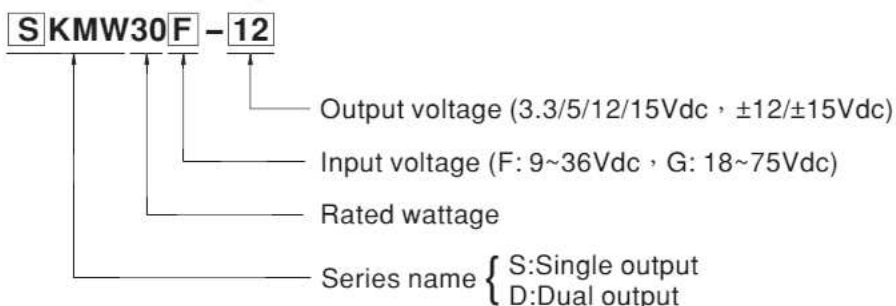
■ Applications

- Telecom/dacom system
- Wireless network
- Industrial control facility
- Instrument
- Analyzer
- Detector
- Data switch

■ Description

SKMW30 and DKMW30 series are 30W isolated and regulated module type DC-DC converter with DIP 1"x1" package. It features international standard pins, a high efficiency up to 90%, wide working temperature range -40~+85°C, 1.5KVDC I/P-O/P isolation voltage, compliance to EN55032 radiated Class A without additional components, continuous-mode short circuit, overload, over temperature, input under voltage protection, remote ON/OFF and trimmable output voltage etc. The models account for different input voltage 9~36V and 18~75V 4:1 ultrawide input range, and various output voltage, 3.3V/5V/12V/15V for single output and $\pm 12V/\pm 15V$ for dual outputs, which are suitable for all kinds of systems, Such as industrial control, telecommunication field, distributed power architecture, and so on.

■ Model Encoding





30W 1"x1" Package DC-DC Regulated Converter **SKMW30 & DKMW30** series

MODEL SELECTION TABLE							
ORDER NO.	INPUT			OUTPUT		EFFICIENCY (TYP.)	CAPACITOR LOAD (MAX.)
	INPUT VOLTAGE (RANGE)	INPUT CURRENT		OUTPUT VOLTAGE	OUTPUT CURRENT		
		NO LOAD	FULL LOAD				
SKMW30F-03	24V (9 ~ 36V)	10mA	1172mA	3.3V	0~7500mA	88%	7500μF
SKMW30F-05		10mA	1400mA	5V	0~6000mA	90%	6000μF
SKMW30F-12		10mA	1404mA	12V	0~2500mA	89%	2500μF
SKMW30F-15		10mA	1404mA	15V	0~2000mA	89%	2000μF
DKMW30F-12		10mA	1425mA	±12V	±0 ~ 1250mA	87%	*1250μF
DKMW30F-15		10mA	1425mA	±15V	±0 ~1000mA	88%	*1000μF
SKMW30G-03		48V (18 ~ 75V)	8mA	590mA	3.3V	0~7500mA	88%
SKMW30G-05	8mA		700mA	5V	0~6000mA	90%	6000μF
SKMW30G-12	8mA		700mA	12V	0~2500mA	89%	2500μF
SKMW30G-15	8mA		702mA	15V	0~2000mA	89%	2000μF
DKMW30G-12	8mA		710mA	±12V	±0 ~ 1250mA	88%	*1250μF
DKMW30G-15	8mA		702mA	±15V	±0 ~1000mA	89%	*1000μF

* For each output

SPECIFICATION				
INPUT	VOLTAGE RANGE	F: 9~36Vdc, G: 18~75Vdc		
	SURGE VOLTAGE (100ms max.)	24Vin models : 50Vdc, 48Vin models : 100Vdc		
	FILTER	Pi type		
	PROTECTION	Fuse recommended. 24Vin models: 6A delay time Type, 48Vin models: 3A delay time Type		
	INTERNAL POWER DISSIPATION	500mW		
OUTPUT	VOLTAGE ACCURACY	±1.5%		
	RATED POWER	30W		
	RIPPLE & NOISE <small>Note.2</small>	3.3/5Vout models: 75mVp-p, other models:100mVp-p		
	LINE REGULATION <small>Note.3</small>	±0.2%		
	LOAD REGULATION <small>Note.4</small>	Single output models: ±0.2%, Dual output models: ±1%		
	SWITCHING FREQUENCY (Typ.)	3.3/5Vout models: 270KHz, other models: 330KHz		
	EXTERNAL TRIM ADJ. RANGE (Typ.)	±10% (Single output model only)		
PROTECTION	SHORT CIRCUIT	Protection type : Continuous, automatic recovery		
	OVERLOAD	110 ~ 170% rated output power Protection type : Recovers automatically after fault condition is removed		
	OVER VOLTAGE	Protection type : Clamp by diode		
	OVER TEMPERATURE	Shut down o/p voltage, recovers automatically after temperature goes down		
	UNDER VOLTAGE LOCKOUT	Start-up voltage	24Vin (F-type): 8.8Vdc, 48Vin (G-type): 17Vdc	
	Shutdown voltage	24Vin (F-type): 8Vdc, 48Vin (G-type): 16Vdc		
FUNCTION	REMOTE CONTROL	Power ON: R.C. ~ -Vin >3.5~75Vdc or open circuit ; Power OFF: R.C. ~ -Vin <1.2Vdc or short		
ENVIRONMENT	COOLING	Free-air convection		
	WORKING TEMP.	-40 ~ +85°C (Refer to "Derating Curve")		
	CASE TEMPERATURE	+105°C max.		
	WORKING HUMIDITY	20% ~ 90% RH non-condensing		
	STORAGE TEMP., HUMIDITY	-55 ~ +125°C, 10 ~ 95% RH non-condensing		
	TEMP. COEFFICIENT	0.03% / °C (0 ~ 60°C)		
	SOLDERING TEMPERATURE	1.5mm from case of 1 ~ 3sec./260°C max.		
	VIBRATION	10 ~ 500Hz, 2G 10min./1cycle, period for 60min. each along X, Y, Z axes		
SAFETY & EMC <small>(Note.5)</small>	WITHSTAND VOLTAGE	I/P-O/P:1.5KVDC		
	ISOLATION RESISTANCE	I/P-O/P:100M Ohms / 500VDC / 25°C / 70% RH		
	ISOLATION CAPACITANCE (Typ.)	1500pF		
	EMC EMISSION	Parameter	Standard	Test Level / Note
		Conducted	EN55032(CISPR32)	N/A
		Radiated	EN55032(CISPR32)	Class A
	EMC IMMUNITY	Parameter	Standard	Test Level / Note
		ESD	EN61000-4-2	Level 2, ±8KV air, ±4KV contact
		Radiated Susceptibility	EN61000-4-3	Level 2, 3V/m
		EFT/Burest	EN61000-4-4	Level 1, 0.5KV
Surge		EN61000-4-5	Level 1, 0.5KV Line-Line	
Conducted		EN61000-4-6	Level 2, 3V(e.m.f.)	
Magnetic Field		EN61000-4-8	Level 2, 3A/m	
OTHERS	MTBF	3.3/5Vout models: 860Khrs, Other models: 1170Khrs MIL-HDBK-217F(25°C)		
	DIMENSION (L*W*H)	25.4*25.4*10.2mm (1*1*0.4 inch)		
	CASE MATERIAL	Black coated copper with non-conductive base		
	PACKING	18g		
NOTE	<ol style="list-style-type: none"> All parameters are specified at normal input(F:24Vdc, G:48Vdc), rated load, 25°C 70% RH ambient. Ripple & noise are measured at 20MHz by using a 12" twisted pair terminated with a 0.1µf & 47µf capacitor. Line regulation is measured from low line to high line at rated load. Load regulation is measured from 0% to 100% rated load. The final equipment must be re-confirm that it still meet EMC directives. For guidance on how to perform these EMC tests, please refer to "EMI testing of component power supplies."(as available on http://www.meanwell.com) 			

External Output Trimming

In order to trim the voltage up or down one needs to connect the trim resistor either between the trim pin and -Vo for trim-up and between trim pin and +Vo for trim-down. The output voltage trim range is $\pm 10\%$. This is shown in Figures 1 and 2:

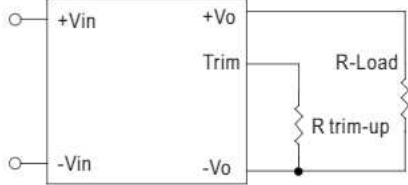


Figure 1. Trim-up Voltage Setup

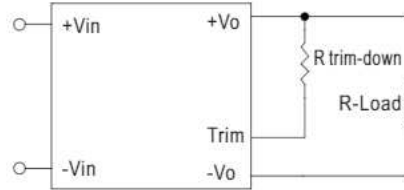
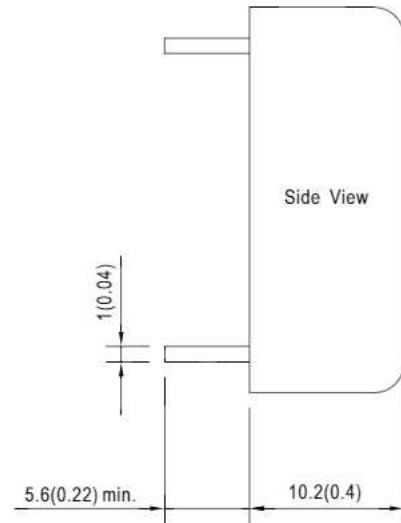
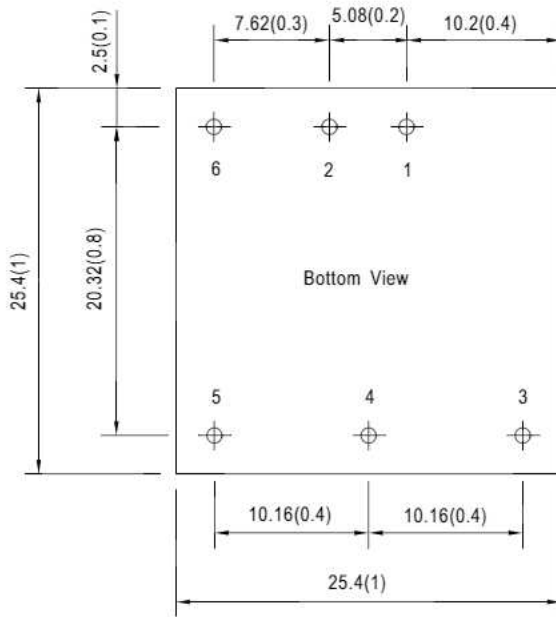


Figure 2. Trim-down Voltage Setup

Mechanical Specification

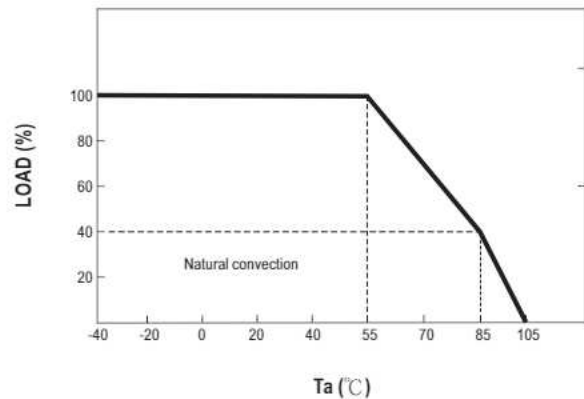
- All dimensions in mm(inch)
- Tolerance: $x.xx \pm 1mm(x.xx \pm 0.25)$
- Pin size is $1 \pm 0.1mm(0.04" \pm 0.004")$



Plug Assignment

Pin No.	Pin-Out	
	SKMW30 (Single output)	DKMW30 (Dual output)
1	+Vin	+Vin
2	-Vin	-Vin
3	+Vout	+Vout
4	Trim	Common
5	-Vout	-Vout
6	R.C.	R.C.

Derating Curve



Installation Manual

Please refer to : <http://www.meanwell.com/manual.html>