



Chipsmall Limited consists of a professional team with an average of over 10 year of expertise in the distribution of electronic components. Based in Hongkong, we have already established firm and mutual-benefit business relationships with customers from,Europe,America and south Asia,supplying obsolete and hard-to-find components to meet their specific needs.

With the principle of “Quality Parts,Customers Priority,Honest Operation,and Considerate Service”,our business mainly focus on the distribution of electronic components. Line cards we deal with include Microchip,ALPS,ROHM,Xilinx,Pulse,ON,Everlight and Freescale. Main products comprise IC,Modules,Potentiometer,IC Socket,Relay,Connector.Our parts cover such applications as commercial,industrial, and automotives areas.

We are looking forward to setting up business relationship with you and hope to provide you with the best service and solution. Let us make a better world for our industry!




Contact us

Tel: +86-755-8981 8866 Fax: +86-755-8427 6832

Email & Skype: info@chipsmall.com Web: www.chipsmall.com

Address: A1208, Overseas Decoration Building, #122 Zhenhua RD., Futian, Shenzhen, China





FEATURES

- Provide isolated +5V power for DMS-30 Series meters
- 750V minimum isolation
- Ideal for high-side dc ammeters shunts
- Provisions for +12V operation
- Includes all the features of the standard DMS-EB board
- Use with all DMS-30PC and DMS-30LCD (5V models only)
- -25 to +60°C operating temperature range

Functional Specifications

T_A = 25°C, V_{CC} = +5V

Input Voltage +5V (±5%)

Input Current:

Typical +150mA
Maximum +250mA

**Regulator Input Voltage Range
(LM7805CT):**

DMS-30PC-X-XS +7.5 to +9.5Vdc
DMS-30PC-X-RL +7.5 to +18Vdc
DMS-30LCD-X-5(B) +7.5 to +18Vdc

Output Voltage +5V (±5%)

Isolation 750V, minimum

Operating Temperature 0 to +60°C

Storage Temperature -20 to +75°C

Dimensions: 2.02" (51.31mm)L
0.83" (21.08mm)W

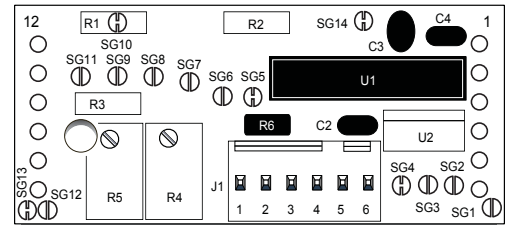
Humidity (Non-condensing) 0 to 95%

Description: The DMS-EB-DC/DC Application Board provides isolated +5V power for Murata Power Solutions' DMS-30PC/LCD Series, 3½ Digit, LED/LCD Display, Digital Panel Voltmeters. This add-on board is ideal for applications requiring isolation (up to 750V) between the input signal and the meter's +5V supply.

Features: The DMS-EB-DC/DC is an excellent choice for dc ammeter applications. These ammeters typically have the current shunt located on the positive side of the power supply — a condition which usually exceeds the meter's common mode voltage limit. Input-to-output isolation is required if the power source being measured also powers the DMS-30. See dc ammeters application note DMS-AN6 at <http://www.murata-ps.com/data/meters/dms-an6.pdf>.

Applications: The DMS-EB-DC/DC incorporates all standard features of the DMS-EB board; the only exception being the smaller allowable range of power supply voltage when using the LM7805 3-terminal regulator. Use the DMS-EB-DC/DC with any DMS-30PC meter or DMS-30LCD meter (5V-powered models only).

+7.5-18V Operation (Optional): Open SG4 and install U2 (LM7805CT) with its metal tab adjacent to U1. Applications requiring a lower dropout voltage should consider the LM2931T-5. Exceeding the allowable regulator input voltage ranges (see Functional Specifications) will cause device over-heating! As is the case when specifying any electronic power component, be sure to consult all applicable manufacturer's data sheets.



Ordering Information

DMS-EB-DC/DC-C	DC/DC converter board (with mating connector)
DMS-BZL1-C	Bezel assembly
DMS-BZL2-C	Bezel assembly with sealing gasket



DC/DC Converter and Isolation Board for DMS-30PC/LCD Meters

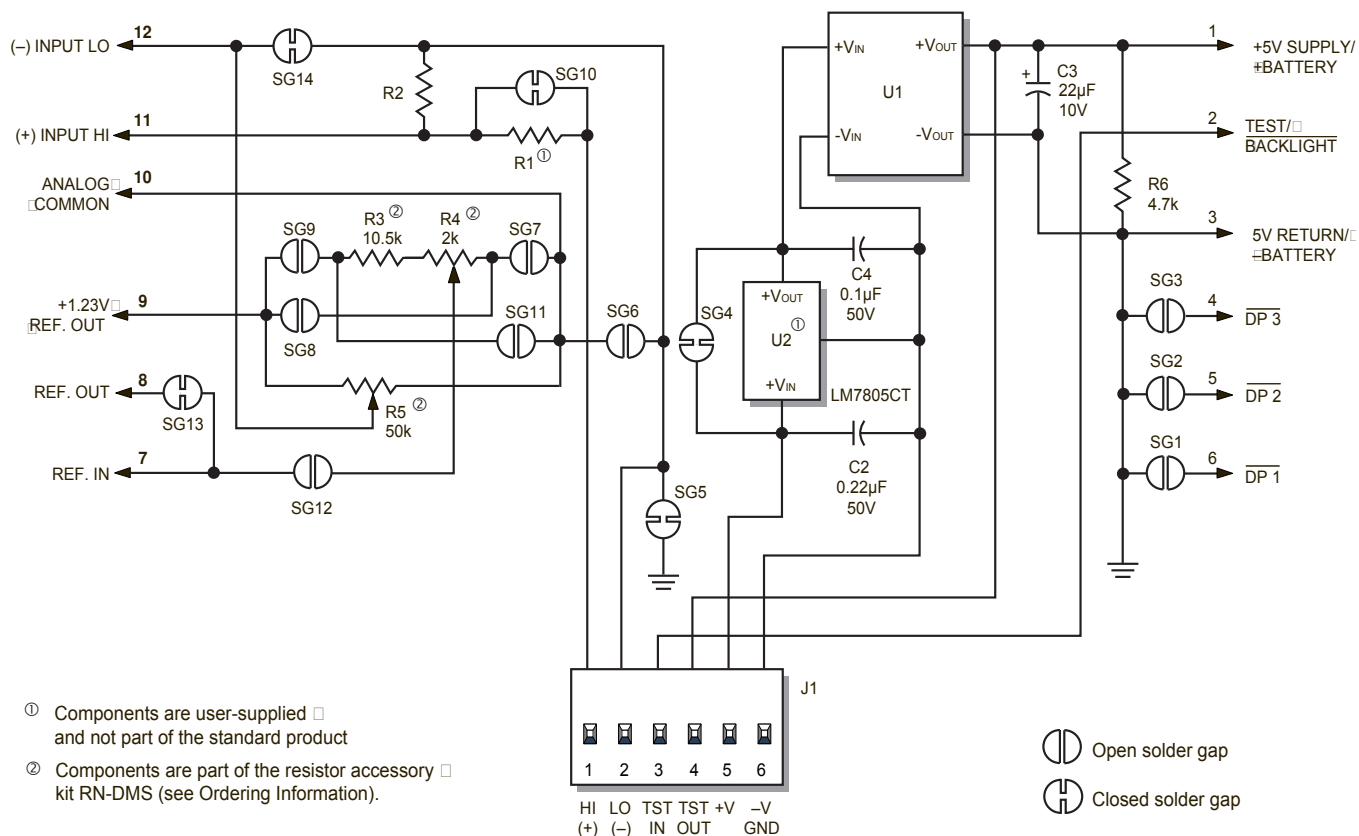


Figure 1. DMS-EB-DC/DC Schematic Diagram

Murata Power Solutions, Inc.
11 Cabot Boulevard, Mansfield, MA 02048-1151 U.S.A.
ISO 9001 and 14001 REGISTERED



This product is subject to the following operating requirements and the Life and Safety Critical Application Sales Policy:
Refer to: <http://www.murata-ps.com/requirements/>

Murata Power Solutions, Inc. makes no representation that the use of its products in the circuits described herein, or the use of other technical information contained herein, will not infringe upon existing or future patent rights. The descriptions contained herein do not imply the granting of licenses to make, use, or sell equipment constructed in accordance therewith. Specifications are subject to change without notice.
© 2015 Murata Power Solutions, Inc.