



Chipsmall Limited consists of a professional team with an average of over 10 year of expertise in the distribution of electronic components. Based in Hongkong, we have already established firm and mutual-benefit business relationships with customers from,Europe,America and south Asia,supplying obsolete and hard-to-find components to meet their specific needs.

With the principle of "Quality Parts,Customers Priority,Honest Operation,and Considerate Service",our business mainly focus on the distribution of electronic components. Line cards we deal with include Microchip,ALPS,ROHM,Xilinx,Pulse,ON,Everlight and Freescale. Main products comprise IC,Modules,Potentiometer,IC Socket,Relay,Connector.Our parts cover such applications as commercial,industrial, and automotives areas.

We are looking forward to setting up business relationship with you and hope to provide you with the best service and solution. Let us make a better world for our industry!



## Contact us

Tel: +86-755-8981 8866 Fax: +86-755-8427 6832

Email & Skype: info@chipsmall.com Web: www.chipsmall.com

Address: A1208, Overseas Decoration Building, #122 Zhenhua RD., Futian, Shenzhen, China



# Monitoring Relays 3-Phase Voltage selection Type DPA55



- 3-phase monitoring relay for phase sequence
- Detects if voltage is at the desired level ( $\pm 10\%$  or  $\pm 15\%$ )
- Measures its own power supply
- Wide power supply range: 208 to 480 VAC ( $\pm 15\%$ )
- Output: 5 A SPDT relay normally energized
- For mounting on DIN-rail in accordance with DIN/EN 50 022
- 17.5 mm DIN-rail housing (DIN 43880)
- LED indication for relay and power supply ON


## Product Description

3-Phase relay for detection of incorrect mains voltage. Also detecting incorrect phase sequence and phase loss. This unit allows to stop incorrect power supply voltage when different from the desired one.  
Power supply range from 208

to 480 VAC plus selection of the different possible nominal voltages. For mounting on DIN-rail. Housing 17.5 mm wide suitable both for back and front panel mounting.

## Ordering Key

**DPA 55 C M44**



## Type Selection

Mounting	Output
DIN-rail	SPDT

Supply: 208 to 480 VAC  
DPA 55 C M44

## Input Specifications

<b>Input</b> L1, L2, L3	Terminals L1, L2, L3 Measures its own supply
<b>Measuring range</b>	177 to 550 VAC
<b>Hysteresis</b>	< 3V

## Output Specifications

<b>Output</b>	SPDT relay, N.E.
<b>Rated insulation voltage</b>	250 VAC
<b>Contact ratings (AgSnO<sub>2</sub>)</b>	$\mu$
Resistive loads	AC 1 DC 12
Small inductive loads	AC 15 DC 13
<b>Mechanical life</b>	$\geq 30 \times 10^6$ operations
<b>Electrical life</b>	$\geq 10^5$ operations (at 5 A, 250 V, $\cos \varphi = 1$ )
<b>Operating frequency</b>	$\leq 7200$ operations/h
<b>Dielectric strength</b>	
Dielectric voltage	$\geq 2$ kVAC (rms)
Rated impulse withstand volt.	4 kV (1.2/50 $\mu$ s)

## Supply Specifications

<b>Power supply</b> Rated operational voltage through terminals: L1, L2, L3	Overvoltage cat. III (IEC 60664, IEC 60038) 208 to 480 VAC $\pm 15\%$ , 45 to 65 Hz
<b>Rated operational power</b>	18 VA @ 400 VAC, 50 Hz Supplied by L1 and L3



## General Specifications

<b>Reaction time</b> Alarm ON delay Alarm OFF delay	< 100 ms < 300 ms	<b>Housing</b> Dimensions Material	17.5 x 81 x 67.2 mm PA66 or Noryl
<b>Accuracy</b> Temperature drift Repeatability	(15 min warm-up time) ± 1000 ppm/°C ± 0.5% on full scale	<b>Weight</b> <b>Screw terminals</b> Tightening torque	Approx. 80 g Max. 0.5 Nm acc. to IEC 60947
<b>Indication for</b> Power supply ON Relay ON	LED, green LED, yellow	<b>Product standard</b> <b>Approvals</b>	EN 60255-6 UL, CSA
<b>Environment</b> Degree of protection Pollution degree Operating temperature @ Max. voltage, 50 Hz @ Max. voltage, 60 Hz Storage temperature	IP 20 2 -20 to +60°C, R.H. < 95% -20 to +50°C, R.H. < 95% -30 to +80°C, R.H. < 95%	<b>CE Marking</b> EMC Immunity Emissions	L.V. Directive 2006/95/EC EMC Directive 2004/108/EC According to EN 60255-26 According to EN 61000-6-2 According to EN 60255-26 According to EN 61000-6-3

## Mode of Operation

DPA55 monitors its own 3-phase power supply. The relay operates when all the phases are present, the phase sequence is correct

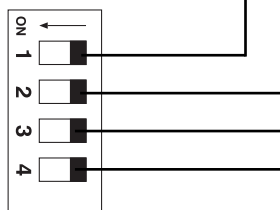
and each phase-phase voltage is within the desired tolerance (± 10% or ± 15%).

**Example 1**  
The relay monitors that the power supply is the correct one for the required equipment.

**Example 2**  
The relay releases in case of incorrect phase sequence or when the voltage is outside the set limits.

## Range setting

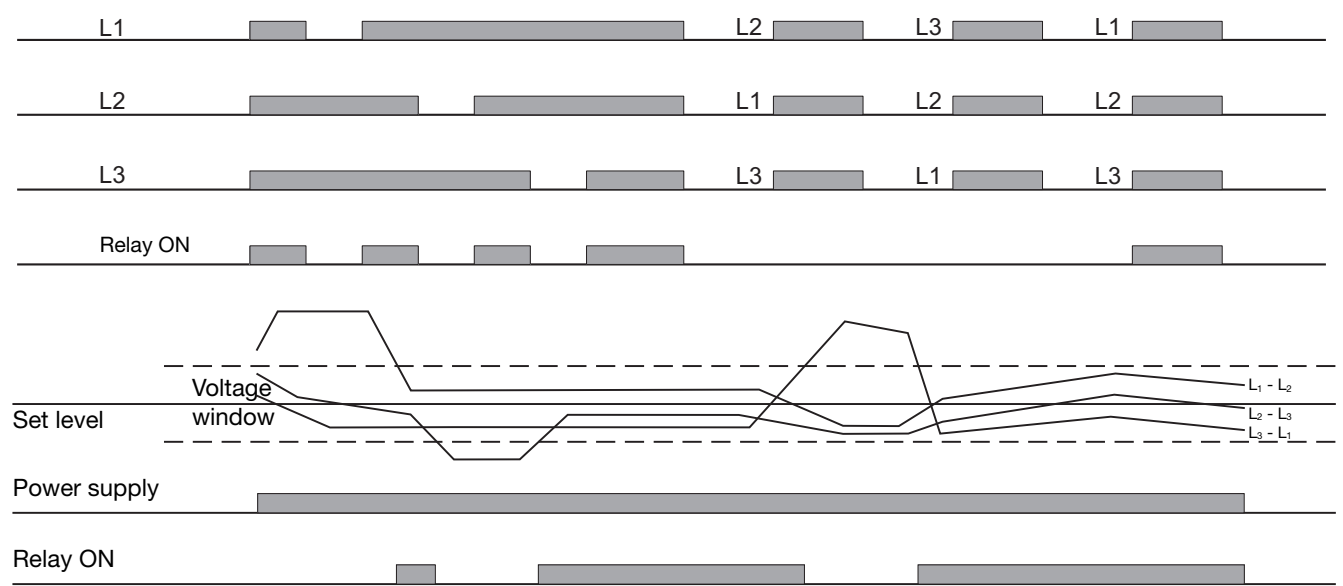
Select the proper nominal voltage level using DIP-switches as shown below.



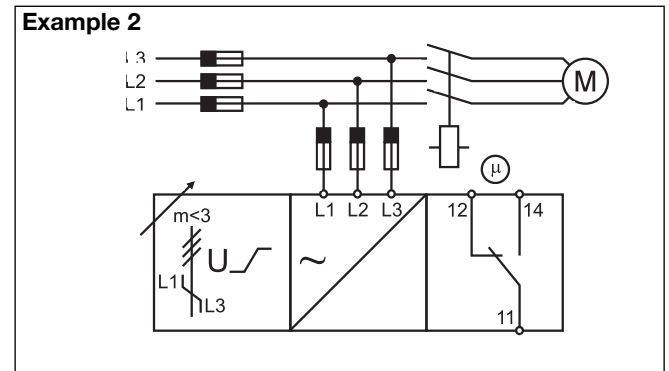
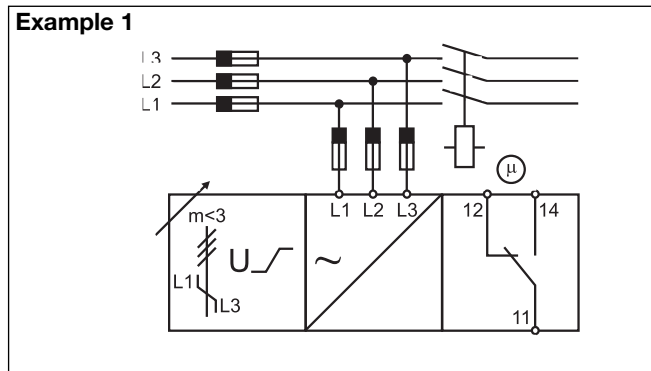
<b>Voltage window</b>			
ON: ± 15 %			
OFF: ± 10 %			
<b>Measuring range</b>			
	SW2	SW3	SW4
208 VAC	OFF	OFF	OFF
220 VAC	OFF	OFF	ON
230 VAC	OFF	ON	OFF
240 VAC	OFF	ON	ON
380 VAC	ON	OFF	OFF
400 VAC	ON	OFF	ON
415 VAC	ON	ON	OFF
480 VAC	ON	ON	ON



## Operation Diagrams



## Wiring Diagrams



## Dimensions

