



Chipsmall Limited consists of a professional team with an average of over 10 year of expertise in the distribution of electronic components. Based in Hongkong, we have already established firm and mutual-benefit business relationships with customers from,Europe,America and south Asia,supplying obsolete and hard-to-find components to meet their specific needs.

With the principle of “Quality Parts,Customers Priority,Honest Operation,and Considerate Service”,our business mainly focus on the distribution of electronic components. Line cards we deal with include Microchip,ALPS,ROHM,Xilinx,Pulse,ON,Everlight and Freescale. Main products comprise IC,Modules,Potentiometer,IC Socket,Relay,Connector.Our parts cover such applications as commercial,industrial, and automotives areas.

We are looking forward to setting up business relationship with you and hope to provide you with the best service and solution. Let us make a better world for our industry!



## Contact us

Tel: +86-755-8981 8866 Fax: +86-755-8427 6832

Email & Skype: info@chipsmall.com Web: www.chipsmall.com

Address: A1208, Overseas Decoration Building, #122 Zhenhua RD., Futian, Shenzhen, China





# Multilayer Diplexer

For 698-1616MHz / 1920-2700MHz

# DPX202700DT-4035B5

---

**2.0x1.25mm [EIA 0805]\***

\* Dimensions Code JIS[EIA]

---

# Multilayer Diplexer

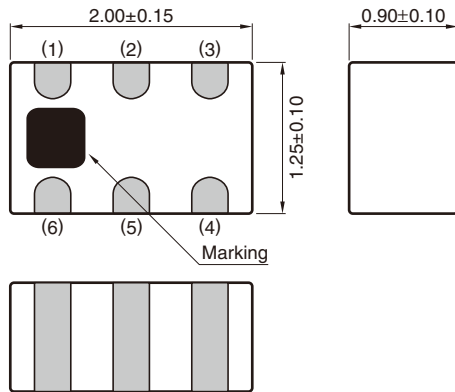
Conformity to RoHS Directive

For 698-1616MHz / 1920-2700MHz

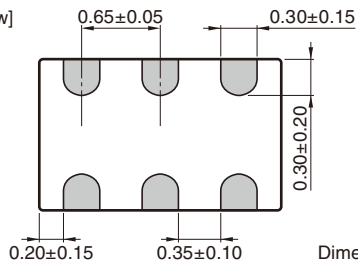
## DPX202700DT-4035B5

### SHAPES AND DIMENSIONS

[Top view]



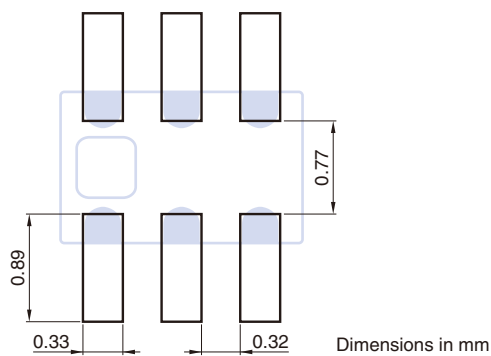
[Bottom view]



Terminal functions

1	Low-band
2	GND
3	High-band
4	GND
5	Common
6	GND

### RECOMMENDED LAND PATTERN



RoHS Directive Compliant Product: See the following for more details related to RoHS Directive compliant products. <http://product.tdk.com/en/environment/rohs/>

- All specifications are subject to change without notice.
- Before using these products, be sure to request the delivery specifications.

# DPX202700DT-4035B5

## ELECTRICAL CHARACTERISTICS

### LOW-BAND

Item	Frequency Range (MHz)	Min.	Typ.	Max.
Insertion Loss (dB)	698 to 960	—	0.31	0.50
	960 to 1572	—	0.57	0.85
	1572 to 1578	—	0.57	0.85
	1605 to 1616	—	0.75	1.10
	698 to 960	—	—	0.60 (−40 to +85°C)
	960 to 1572	—	—	1.05 (−40 to +85°C)
	1572 to 1578	—	—	1.05 (−40 to +85°C)
	1605 to 1616	—	—	1.30 (−40 to +85°C)
Return Loss (dB)	698 to 960	9.54	40.1	—
	960 to 1572	9.54	25.7	—
	1572 to 1578	9.54	24.3	—
	1605 to 1616	9.54	23.1	—
Attenuation (dB)	1920 to 1990	13	22	—
	2010 to 2025	10	16	—
	2110 to 2170	10	15	—
	2300 to 2700	10	14	—
Characteristic Impedance (Ω)			50 (Nominal)	

· Ta: +25±5°C

### HIGH-BAND

Item	Frequency Range (MHz)	Min.	Typ.	Max.
Insertion Loss (dB)	1920 to 1990	—	0.74	1.10
	2010 to 2025	—	0.54	0.80
	2110 to 2170	—	0.52	0.80
	2300 to 2700	—	0.53	0.80
	1920 to 1990	—	—	1.30 (−40 to +85°C)
	2010 to 2025	—	—	1.00 (−40 to +85°C)
	2110 to 2170	—	—	1.00 (−40 to +85°C)
	2300 to 2700	—	—	1.00 (−40 to +85°C)
Return Loss (dB)	1920 to 1990	9.54	18.0	—
	2010 to 2025	9.54	16.8	—
	2110 to 2170	9.54	14.1	—
	2300 to 2700	8.52	11.5	—
Attenuation (dB)	698 to 960	10	14	—
	960 to 1572	10	14	—
	1572 to 1578	18	30	—
	1605 to 1616	13	25	—
Characteristic Impedance (Ω)			50 (Nominal)	

· Ta: +25±5°C

## TEMPERATURE RANGE

Operating temperature (°C)	Storage temperature (°C)
−40 to +85	−40 to +85

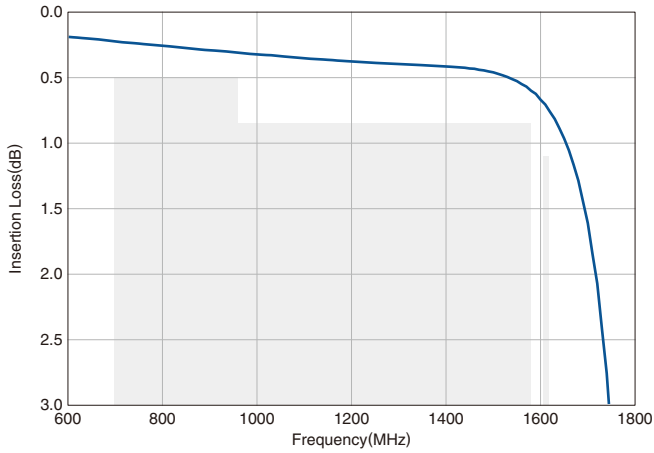
- All specifications are subject to change without notice.
- Before using these products, be sure to request the delivery specifications.

# DPX202700DT-4035B5

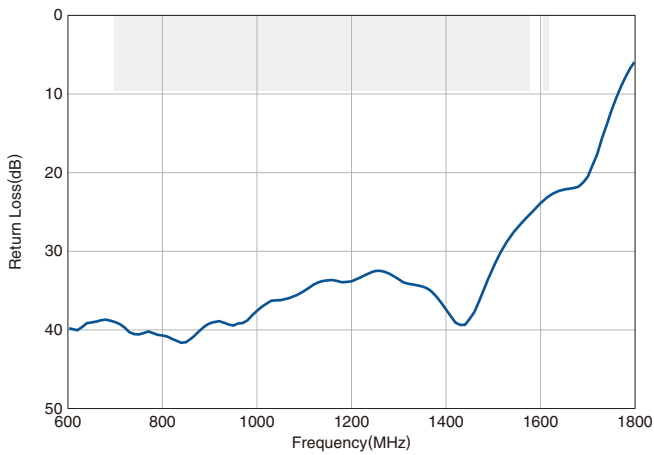
## FREQUENCY CHARACTERISTICS

### LOW-BAND

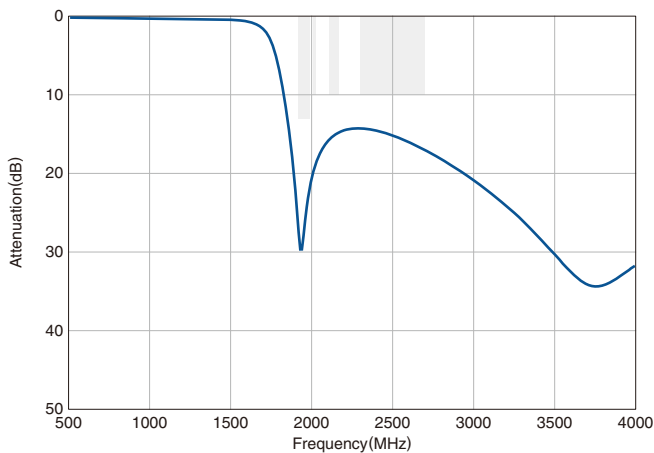
#### Insertion Loss



#### Return Loss

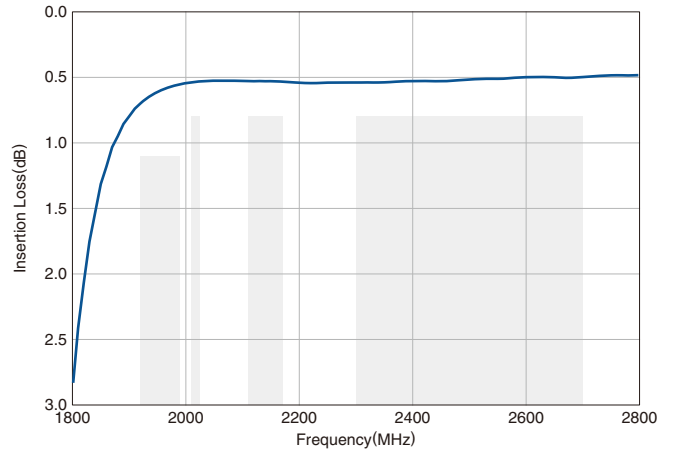


#### Attenuation

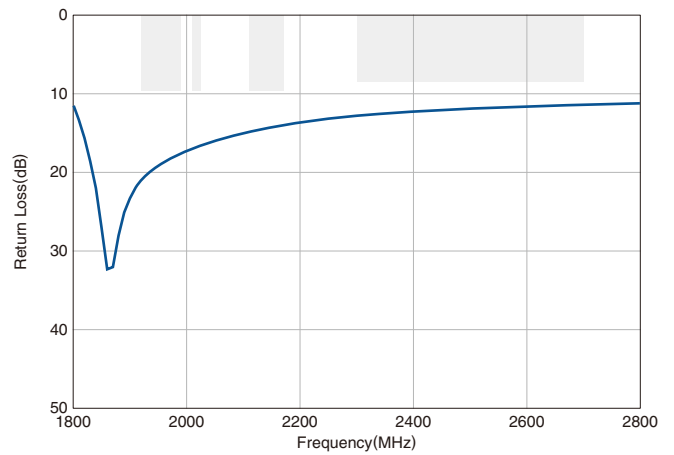


### HIGH-BAND

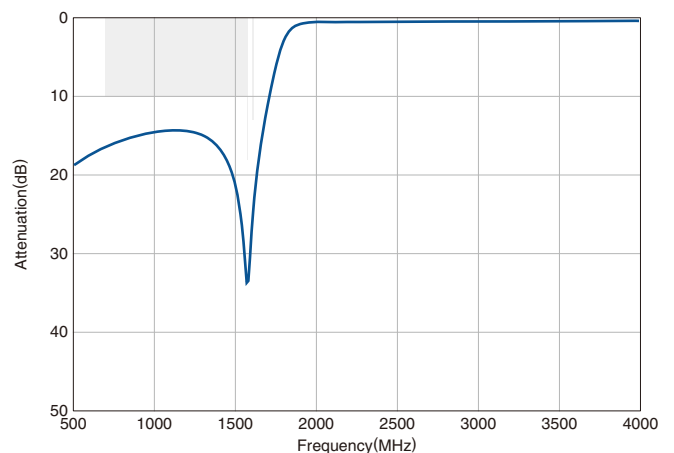
#### Insertion Loss



#### Return Loss



#### Attenuation



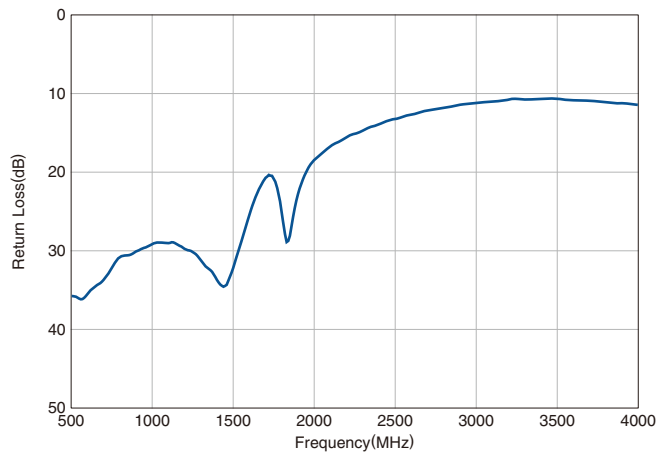
- All specifications are subject to change without notice.
- Before using these products, be sure to request the delivery specifications.

## DPX202700DT-4035B5

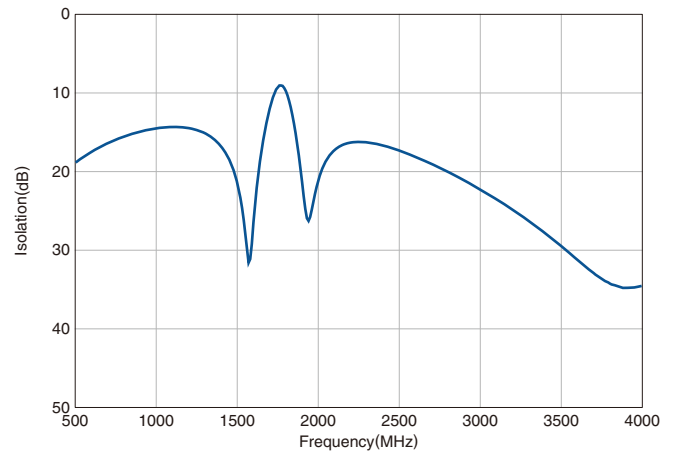
## FREQUENCY CHARACTERISTICS

## COMMON

## Return Loss



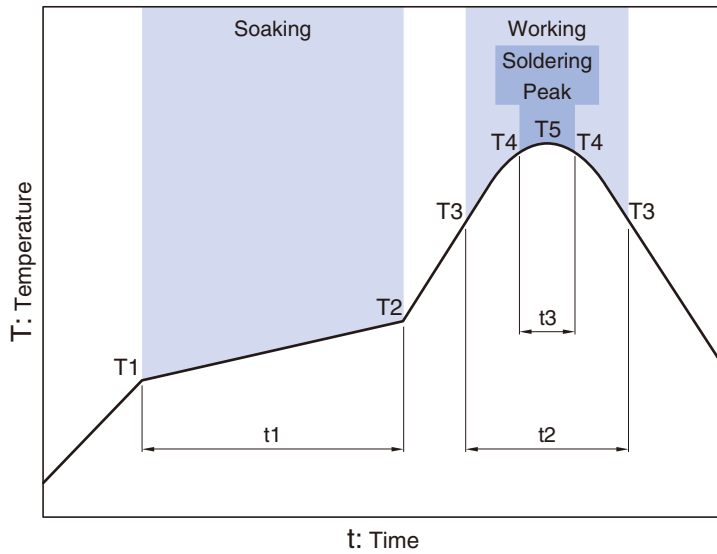
## Isolation



- All specifications are subject to change without notice.
- Before using these products, be sure to request the delivery specifications.

# DPX202700DT-4035B5

## RECOMMENDED REFLOW PROFILE



Soaking			Working		Soldering Peak		
Temp.	Temp.	Time	Temp.	Time	Temp.	Time	Temp.
T1	T2	t1	T3	t2	T4	t3	T5
150°C	180°C	60 to 120s	230°C	more than 30s	247 to 253°C	within 10s	260°C max.

- All specifications are subject to change without notice.
- Before using these products, be sure to request the delivery specifications.

## REMINDERS FOR USING THESE PRODUCTS

Before using these products, be sure to request the delivery specifications.

### SAFETY REMINDERS

Please pay sufficient attention to the warnings for safe designing when using these products.

#### REMINDERS

The products listed on this catalog are intended for use in general electronic equipment (AV equipment, telecommunications equipment, home appliances, amusement equipment, computer equipment, personal equipment, office equipment, measurement equipment, industrial robots) under a normal operation and use condition.

The products are not designed or warranted to meet the requirements of the applications listed below, whose performance and/or quality require a more stringent level of safety or reliability, or whose failure, malfunction or trouble could cause serious damage to society, person or property.

Please understand that we are not responsible for any damage or liability caused by use of the products in any of the applications below or for any other use exceeding the range or conditions set forth in this catalog.

- |   |  |
|---|--|
| (1) Aerospace/Aviation equipment                                  | (8) Public information-processing equipment                                  |
| (2) Transportation equipment (cars, electric trains, ships, etc.) | (9) Military equipment   |
| (3) Medical equipment   | (10) Electric heating apparatus, burning equipment                           |
| (4) Power-generation control equipment                            | (11) Disaster prevention/crime prevention equipment                          |
| (5) Atomic energy-related equipment                               | (12) Safety equipment  |
| (6) Seabed equipment  | (13) Other applications that are not considered general-purpose applications |
| (7) Transportation control equipment                              |  |

When using this product in general-purpose applications, you are kindly requested to take into consideration securing protection circuit/equipment or providing backup circuits, etc., to ensure higher safety.