



Chipsmall Limited consists of a professional team with an average of over 10 year of expertise in the distribution of electronic components. Based in Hongkong, we have already established firm and mutual-benefit business relationships with customers from,Europe,America and south Asia,supplying obsolete and hard-to-find components to meet their specific needs.

With the principle of "Quality Parts,Customers Priority,Honest Operation,and Considerate Service",our business mainly focus on the distribution of electronic components. Line cards we deal with include Microchip,ALPS,ROHM,Xilinx,Pulse,ON,Everlight and Freescale. Main products comprise IC,Modules,Potentiometer,IC Socket,Relay,Connector.Our parts cover such applications as commercial,industrial, and automotives areas.

We are looking forward to setting up business relationship with you and hope to provide you with the best service and solution. Let us make a better world for our industry!



Contact us

Tel: +86-755-8981 8866 Fax: +86-755-8427 6832

Email & Skype: info@chipsmall.com Web: www.chipsmall.com

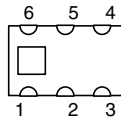
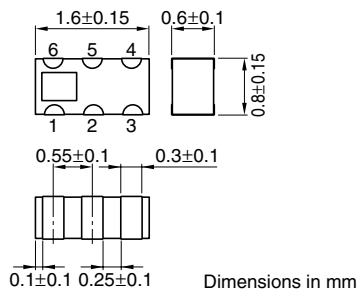
Address: A1208, Overseas Decoration Building, #122 Zhenhua RD., Futian, Shenzhen, China



Multilayer Diplexers, DPX Series

DPX161990DT-8003B1

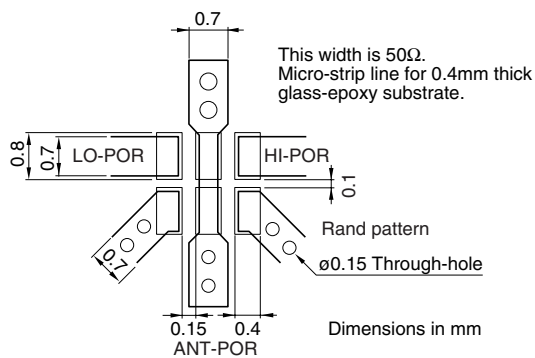
SHAPES AND DIMENSIONS/CIRCUIT



TERMINAL FUNCTIONS

1	GND
2	ANT
3	GND
4	HIGH
5	GND
6	LOW

RECOMMENDED PCB PATTERN



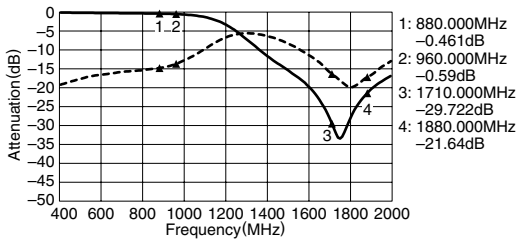
ELECTRICAL CHARACTERISTICS

Item	Port	Frequency range	Minimum value	Typical value	Maximum value
Insertion loss	Lo-band	824 to 960MHz	(dB) —	—	0.7
	Hi-band	1710 to 1990MHz	(dB) —	—	0.85
Return loss	ANT	824 to 960MHz	(dB) 10.0	—	—
	ANT	1710 to 1990MHz	(dB) 10.0	—	—
Attenuation	Hi-band	824 to 960MHz	(dB) 17.0	—	—
	Lo-band	1710 to 1990MHz	(dB) 15.0	—	—
Temperature range	Operating	(°C)	−40	—	+85°C
	Storage	(°C)	−40	—	+85°C

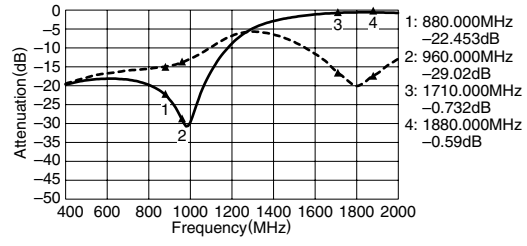
• Ta: +25°C

FREQUENCY CHARACTERISTICS

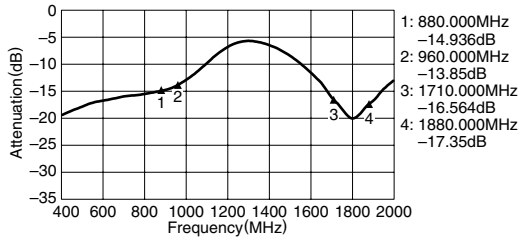
Lo-BAND PORT S21



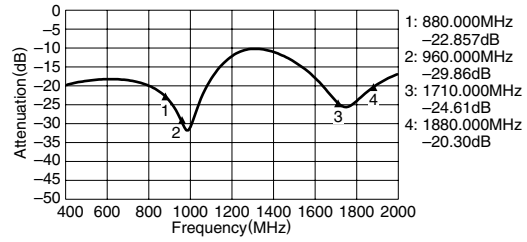
Hi-BAND PORT S31



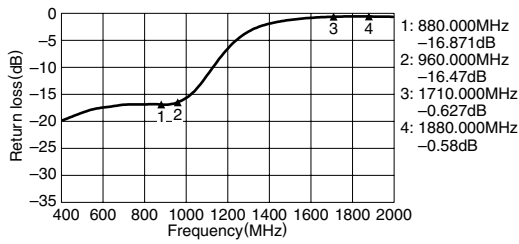
COMMON PORT RETURN LOSS S11



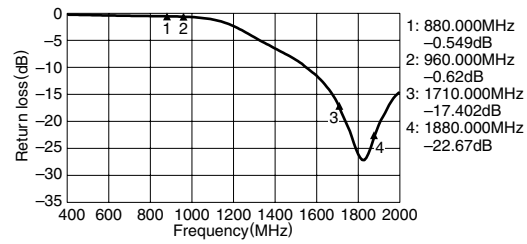
ISORATION S23



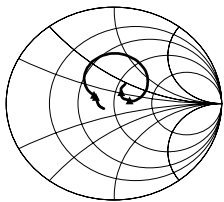
Lo-BAND PORT RETURN LOSS S22



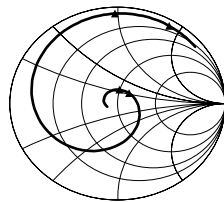
Hi-PORT RETURN LOSS S33



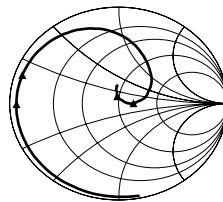
SMITH CHART



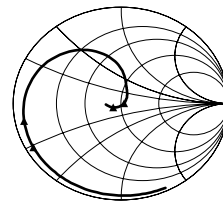
S11



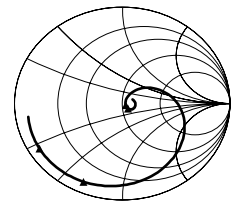
S22



S33



S21

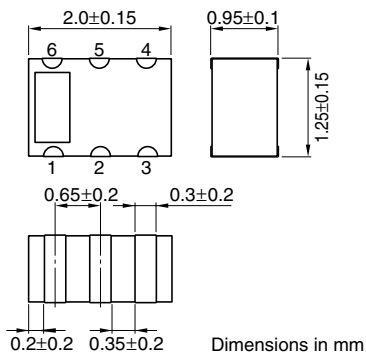


S31

Multilayer Diplexers, DPX Series

DPX201578DT-4017A1

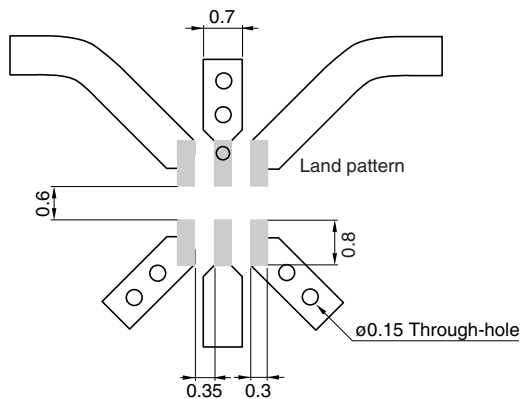
SHAPES AND DIMENSIONS/CIRCUIT



TERMINAL FUNCTIONS

1	GND
2	ANT
3	GND
4	HIGH
5	GND
6	LOW

RECOMMENDED PCB PATTERN



Line width be designed to match 50Ω characteristic impedance depending on PCB material and thickness.

Dimensions in mm

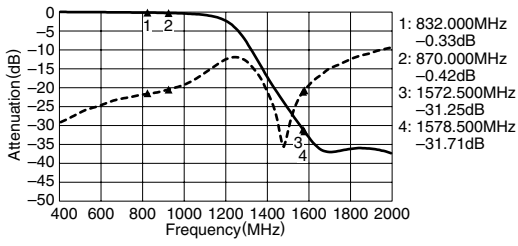
ELECTRICAL CHARACTERISTICS

Item	Port	Frequency range	Minimum value	Typical value	Maximum value
Insertion loss	Lo-band	823 to 925MHz (dB)	—	—	0.55
	Lo-band	[−40 to +85°C] 823 to 925MHz (dB)	—	—	0.65
	Hi-band	1572.5 to 1578.5MHz (dB)	—	—	0.60
	Hi-band	[−40 to +85°C] 1572.5 to 1578.5MHz (dB)	—	—	0.70
VSWR	ANT	823 to 925MHz	—	—	1.60
	ANT	1572.5 to 1578.5MHz	—	—	1.60
	Lo-band	823 to 925MHz	—	—	1.60
Attenuation	Hi-band	823 to 925MHz (dB)	25.0	—	—
	Lo-band	1572.5 to 1578.5MHz (dB)	23.0	—	—
Temperature range	Operating	(°C)	−40	—	+85°C
	Storage	(°C)	−40	—	+85°C

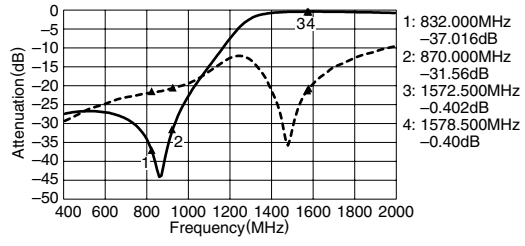
• Ta: +25°C

FREQUENCY CHARACTERISTICS

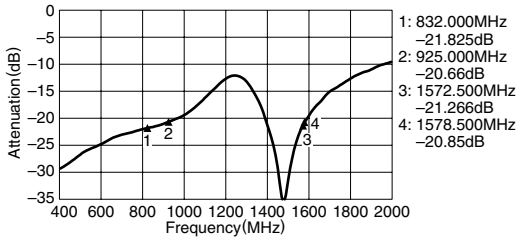
Lo-BAND PORT S21



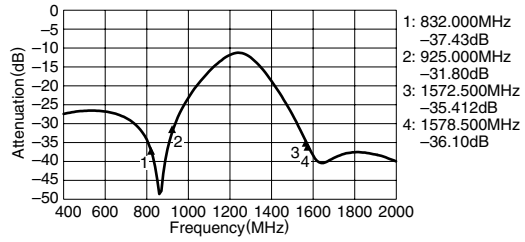
Hi-BAND PORT S31



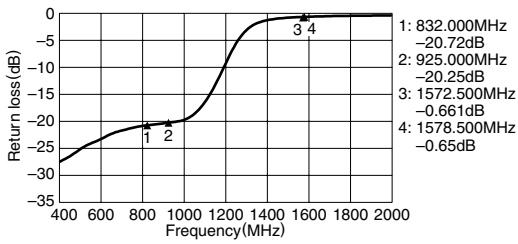
COMMON PORT RETURN LOSS S11



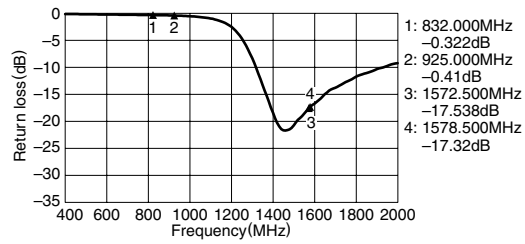
ISORATION S23



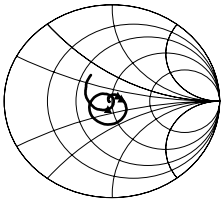
Lo-BAND PORT RETURN LOSS S22



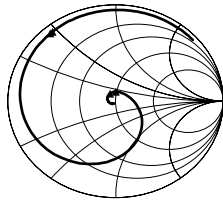
Hi-PORT RETURN LOSS S33



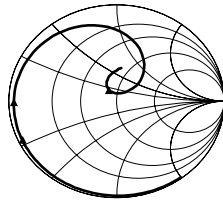
SMITH CHART



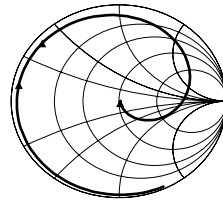
S11



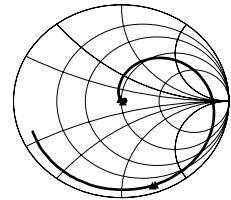
S22



S33



S21

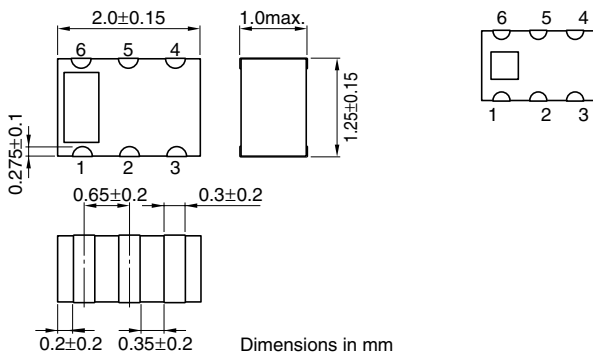


S31

Multilayer Diplexers, DPX Series

DPX201990DT-4011D1

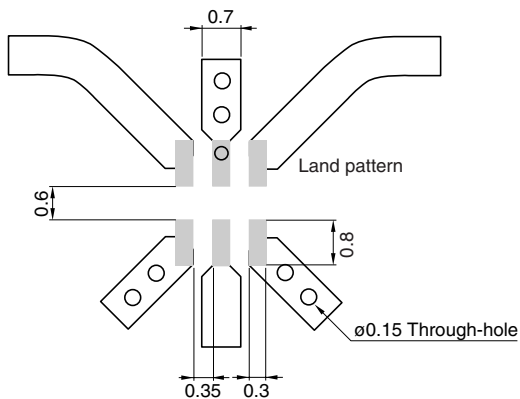
SHAPES AND DIMENSIONS/CIRCUIT



TERMINAL FUNCTIONS

1	GND
2	ANT
3	GND
4	HIGH
5	GND
6	LOW

RECOMMENDED PCB PATTERN



Line width be designed to match 50Ω characteristic impedance depending on PCB material and thickness.

Dimensions in mm

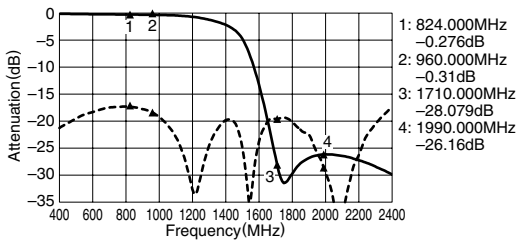
ELECTRICAL CHARACTERISTICS

Item	Port	Frequency range	Minimum value	Typical value	Maximum value
Insertion loss	Lo-band	824 to 960MHz	(dB) —	—	0.5
	Hi-band	1710 to 1990MHz	(dB) —	—	0.55
Return loss	ANT	824 to 960MHz	(dB) 10.0	—	—
	ANT	1710 to 1990MHz	(dB) 10.0	—	—
Attenuation	Hi-band	824 to 960MHz	(dB) 20.0	—	—
	Lo-band	1710 to 1990MHz	(dB) 20.0	—	—
Temperature range	Operating	(°C)	−40	—	+85°C
	Storage	(°C)	−40	—	+85°C

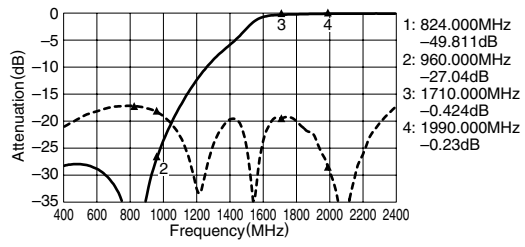
• Ta: +25°C

FREQUENCY CHARACTERISTICS

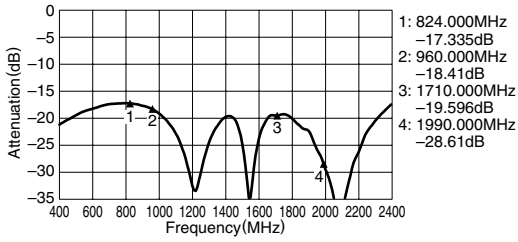
Lo-BAND PORT S21



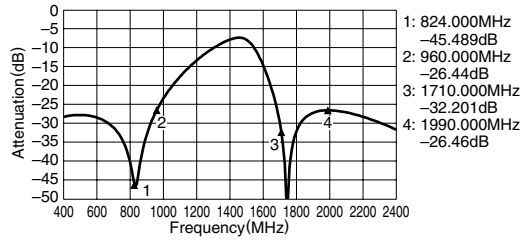
Hi-BAND PORT S31



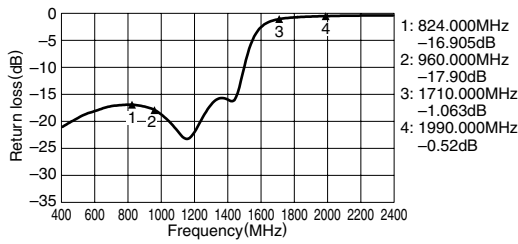
COMMON PORT RETURN LOSS S11



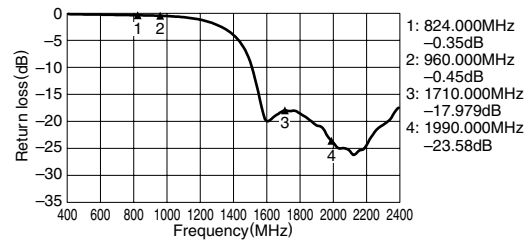
ISORATION S23



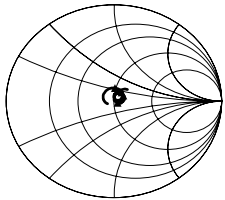
Lo-BAND PORT RETURN LOSS S22



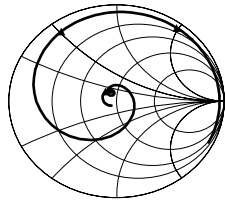
Hi-PORT RETURN LOSS S33



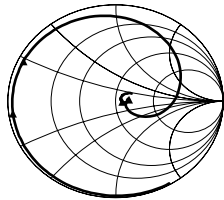
SMITH CHART



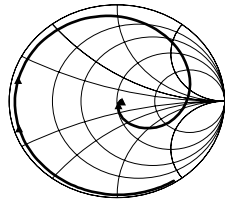
S11



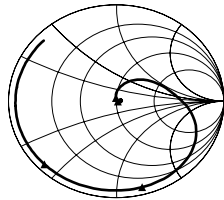
S22



S33



S21

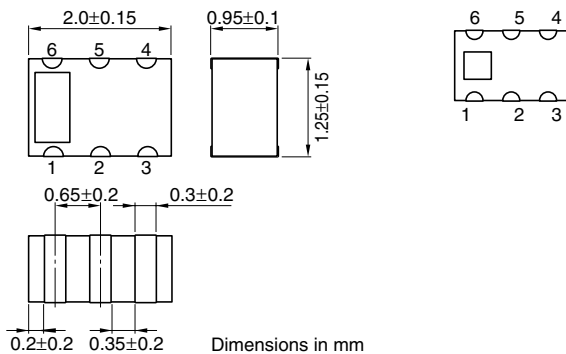


S31

Multilayer Diplexers, DPX Series

DPX201990DT-4012A1

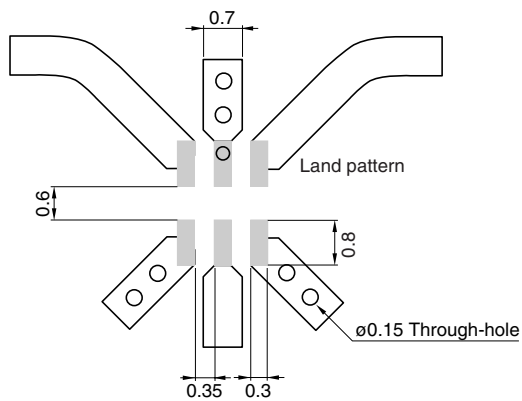
SHAPES AND DIMENSIONS/CIRCUIT



TERMINAL FUNCTIONS

1	GND
2	ANT
3	GND
4	HIGH
5	GND
6	LOW

RECOMMENDED PCB PATTERN



Line width be designed to match 50Ω characteristic impedance depending on PCB material and thickness.

Dimensions in mm

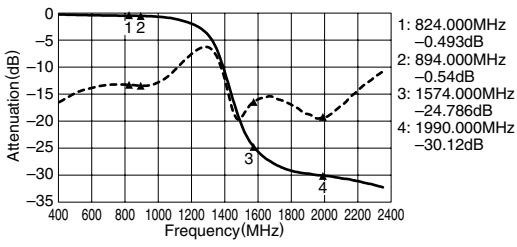
ELECTRICAL CHARACTERISTICS

Item	Port	Frequency range		Minimum value	Typical value	Maximum value
Insertion loss	Lo-band	824 to 894MHz	(dB)	—	—	0.65
	Hi-band	1574 to 1576ÅA1850 to 1990MHz	(dB)	—	—	0.7
Return loss	ANT	824 to 894MHz	(dB)	10.0	—	—
	ANT	1574 to 1576ÅA1850 to 1990MHz	(dB)	10.0	—	—
Attenuation	Hi-band	824 to 894MHz	(dB)	20.0	—	—
	Lo-band	1574 to 1576ÅA1850 to 1990MHz	(dB)	20.0	—	—
Temperature range		Operating	(°C)	-40	—	+85°C
		Storage	(°C)	-40	—	+85°C

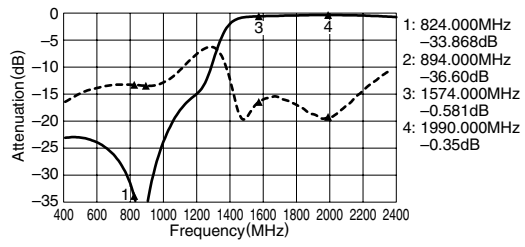
• Ta: +25°C

FREQUENCY CHARACTERISTICS

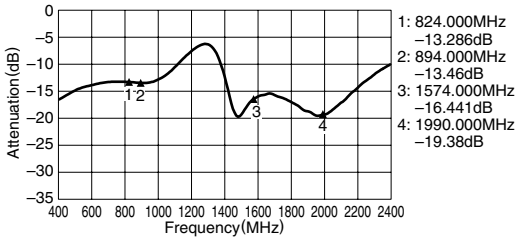
Lo-BAND PORT S21



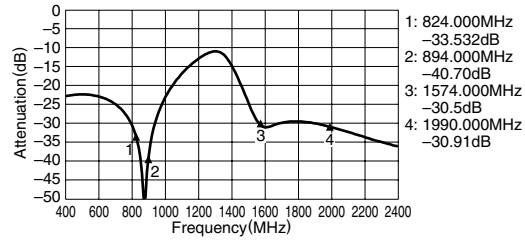
Hi-BAND PORT S31



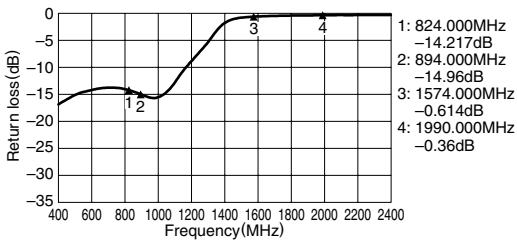
COMMON PORT RETURN LOSS S11



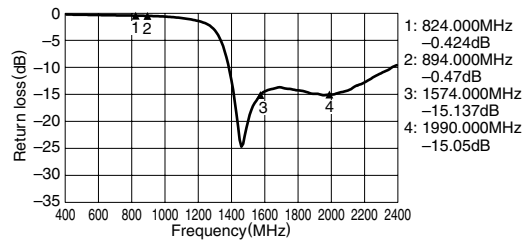
ISORATION S23



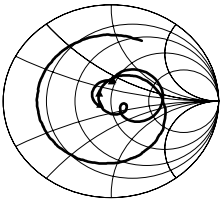
Lo-BAND PORT RETURN LOSS S22



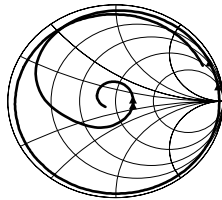
Hi-PORT RETURN LOSS S33



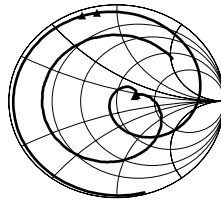
SMITH CHART



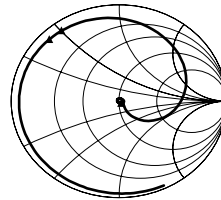
S11



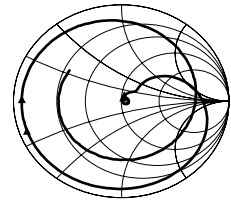
S22



S33



S21

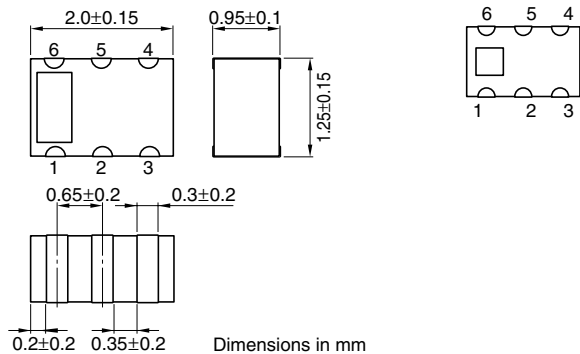


S31

Multilayer Diplexers, DPX Series

DPX202170DT-4021A1

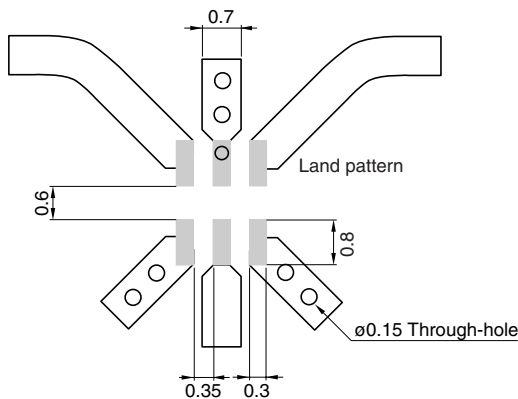
SHAPES AND DIMENSIONS/CIRCUIT



TERMINAL FUNCTIONS

1	GND
2	ANT
3	GND
4	HIGH
5	GND
6	LOW

RECOMMENDED PCB PATTERN



Line width be designed to match 50Ω characteristic impedance depending on PCB material and thickness.

Dimensions in mm

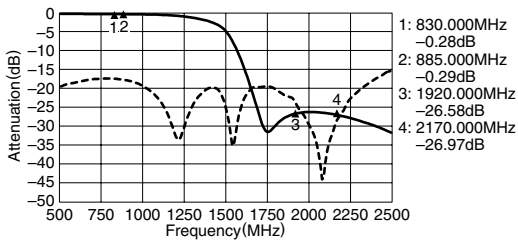
ELECTRICAL CHARACTERISTICS

Item	Port	Frequency range		Minimum value	Typical value	Maximum value
Insertion loss	Lo-band	830 to 885MHz	(dB)	—	—	0.5
	Hi-band	1920 to 2170MHz	(dB)	—	—	0.5
Return loss	ANT	830 to 885MHz 1920 to 2170MHz	(dB)	10.0	—	—
Attenuation	Hi-band	830 to 885MHz	(dB)	20.0	—	—
	Lo-band	1920 to 2170MHz	(dB)	20.0	—	—
Temperature range		Operating	(°C)	-40	—	+85°C
		Storage	(°C)	-40	—	+85°C

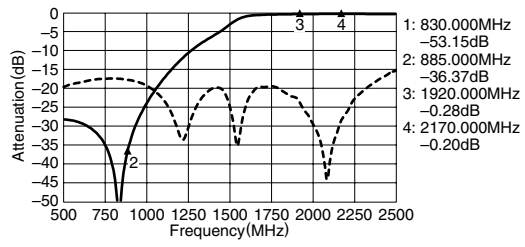
• Ta: +25°C

FREQUENCY CHARACTERISTICS

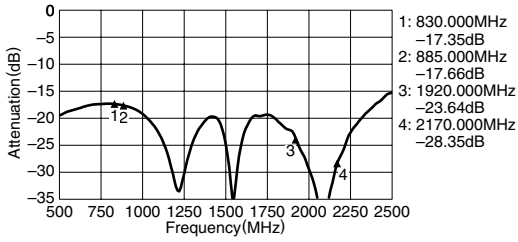
Lo-BAND PORT S21



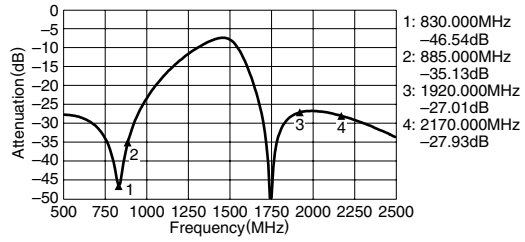
Hi-BAND PORT S31



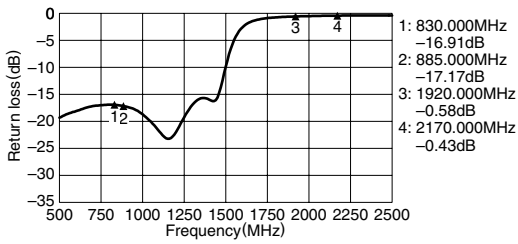
COMMON PORT RETURN LOSS S11



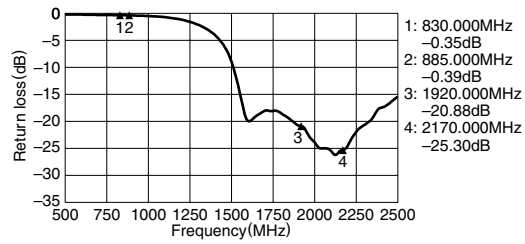
ISORATION S23



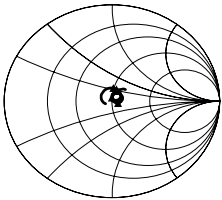
Lo-BAND PORT RETURN LOSS S22



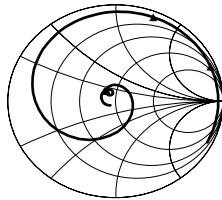
Hi-PORT RETURN LOSS S33



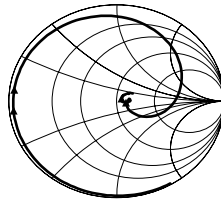
SMITH CHART



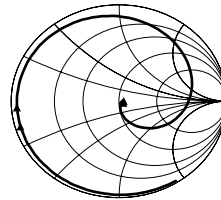
S11



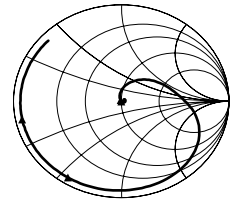
S22



S33



S21

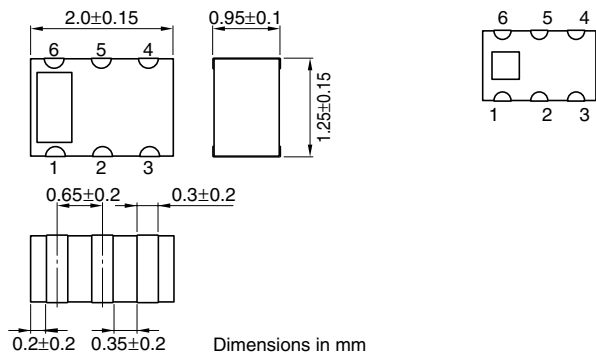


S31

Multilayer Diplexers, DPX Series

DPX205950DT-9008A1

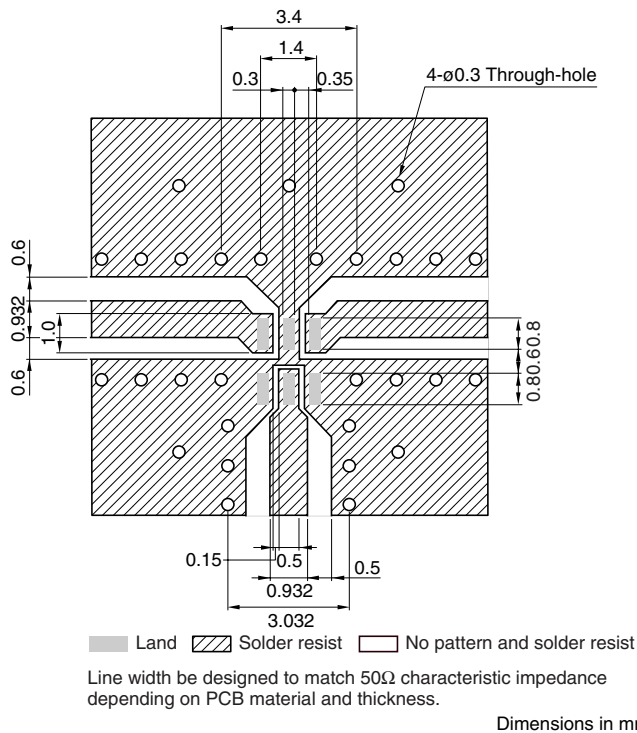
SHAPES AND DIMENSIONS/CIRCUIT



TERMINAL FUNCTIONS

1	GND
2	ANT (COMMON)
3	GND
4	HIGH (5.0GHz)
5	GND
6	LOW (2.4GHz)

RECOMMENDED PCB PATTERN



ELECTRICAL CHARACTERISTICS

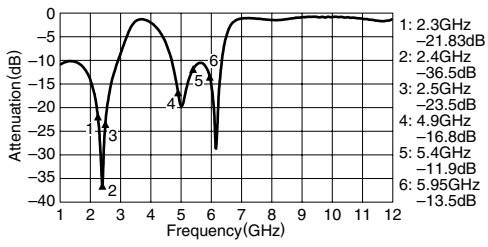
Item	Port	Frequency range	Minimum value	Typical value	Maximum value
Insertion loss	ANT-LOW	[25±5°C]	2300 to 2500MHz (dB)	—	0.45
		[-40 to +85°C]	2300 to 2500MHz (dB)	—	0.8
	ANT-HIGH	[25±5°C]	4900 to 5950MHz (dB)	—	0.90
		[-40 to +85°C]	4900 to 5950MHz (dB)	—	1.6
Attenuation	ANT-LOW	4600 to 5000MHz (dB)	20	23	—
		6900 to 7500MHz (dB)	20	26	—
	ANT-HIGH	2300 to 2500MHz (dB)	20	24	—
Return loss	ANT	9800 to 11900MHz (dB)	13	20	—
		2300 to 2500MHz (dB)	10	20	—
	LOW	4900 to 5950MHz (dB)	9	11	—
		2400 to 2500MHz (dB)	10	20	—
HIGH	4900 to 5950MHz (dB)	9	11	—	
	Temperature range	Operating (°C)	-40	—	+85°C
Storage (°C)		-40	—	+85°C	

• Ta: +25°C

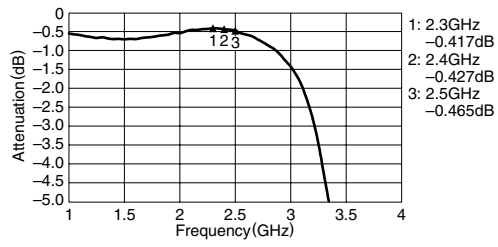
• All specifications are subject to change without notice.

FREQUENCY CHARACTERISTICS

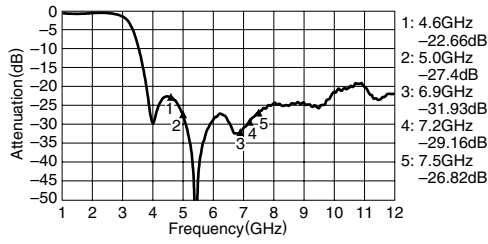
ANT-LOW S11



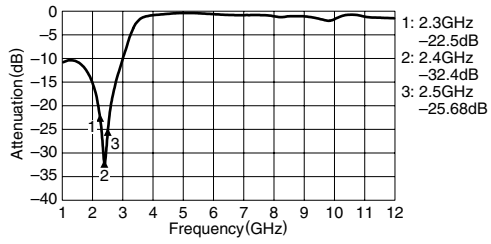
S21



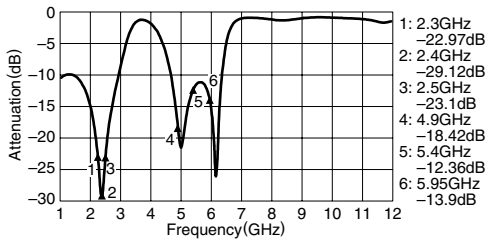
S21



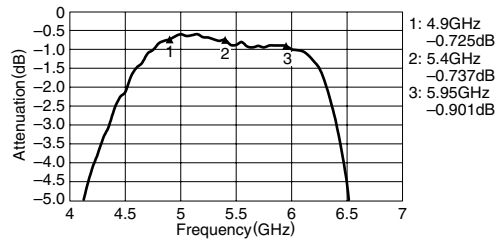
S22



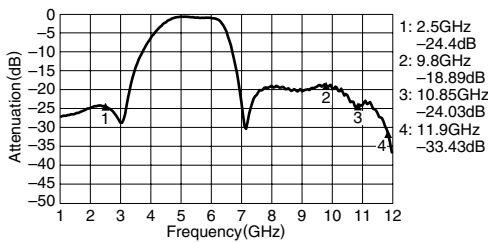
ANT-HIGH S11



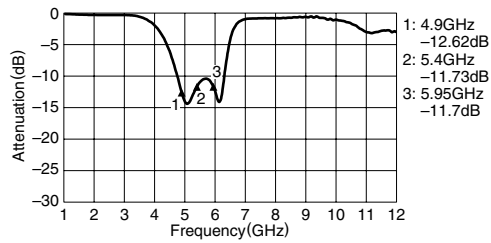
S21



S21



S22

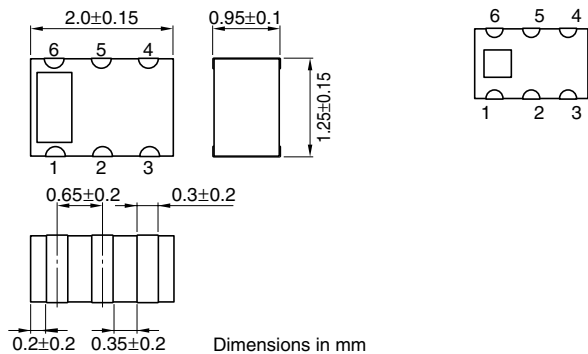


• All specifications are subject to change without notice.

Multilayer Diplexers, DPX Series

DPX205950DT-9108A1

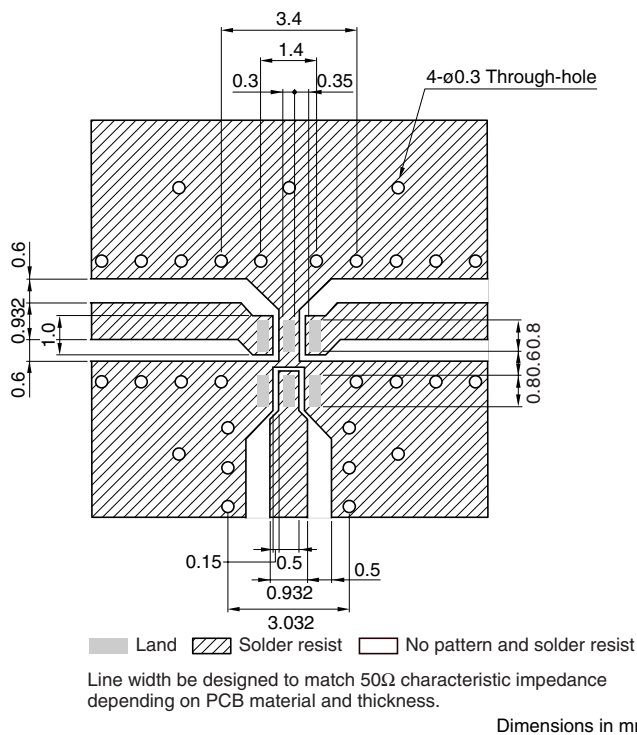
SHAPES AND DIMENSIONS/CIRCUIT



TERMINAL FUNCTIONS

1	GND
2	ANT (COMMON)
3	GND
4	LOW (2.4GHz)
5	GND
6	HIGH (5.0GHz)

RECOMMENDED PCB PATTERN



ELECTRICAL CHARACTERISTICS

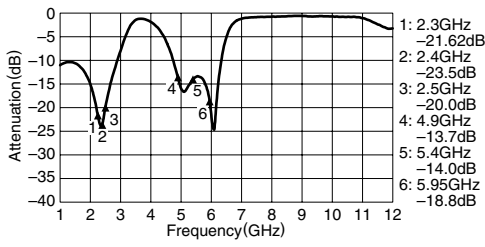
Item	Port	Frequency range	Minimum value	Typical value	Maximum value	
Insertion loss	ANT-LOW	[25±5°C]	2300 to 2500MHz (dB)	—	0.45	0.65
		[-40 to +85°C]	2300 to 2500MHz (dB)	—	—	0.8
	ANT-HIGH	[25±5°C]	4900 to 5950MHz (dB)	—	0.90	1.4
		[-40 to +85°C]	4900 to 5950MHz (dB)	—	—	1.6
Attenuation	ANT-LOW	4600 to 5000MHz (dB)	20	23	—	
		6900 to 7500MHz (dB)	20	26	—	
	ANT-HIGH	2300 to 2500MHz (dB)	20	24	—	
		9800 to 11900MHz (dB)	13	24	—	
Return loss	ANT	2300 to 2500MHz (dB)	10	20	—	
	ANT	4900 to 5950MHz (dB)	9	12	—	
	LOW	2400 to 2500MHz (dB)	10	20	—	
	HIGH	4900 to 5950MHz (dB)	9	11	—	
Temperature range	Operating	(°C)	-40	—	+85°C	
	Storage	(°C)	-40	—	+85°C	

• Ta: +25°C

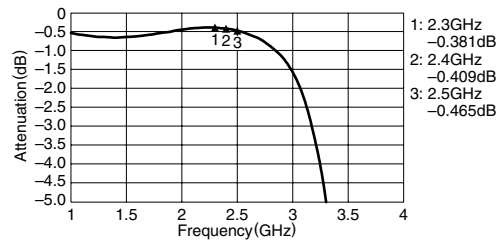
• All specifications are subject to change without notice.

FREQUENCY CHARACTERISTICS

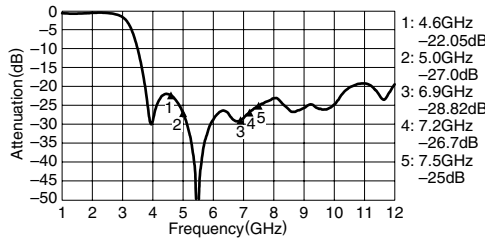
ANT-LOW S11



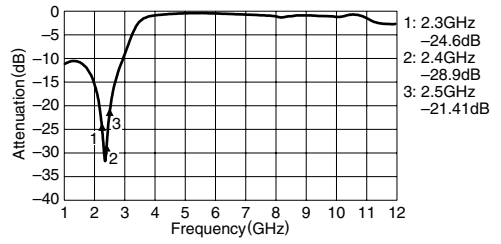
S21



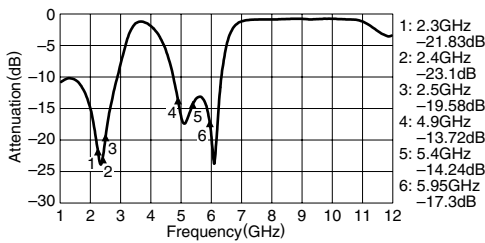
S21



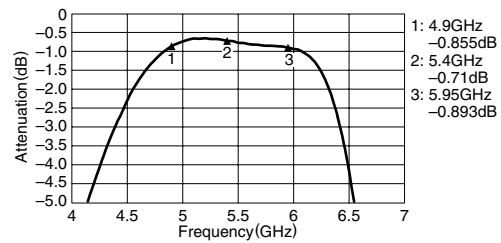
S22



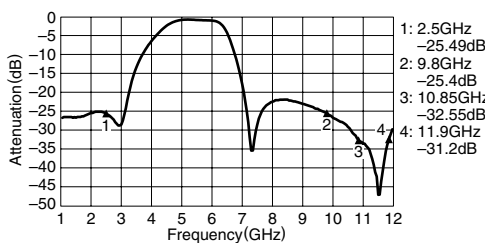
ANT-HIGH S11



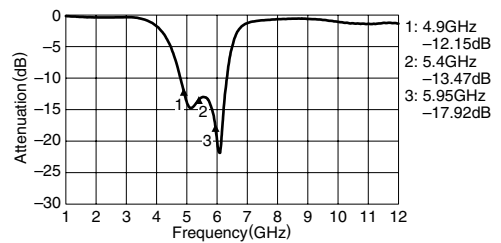
S21



S21



S22

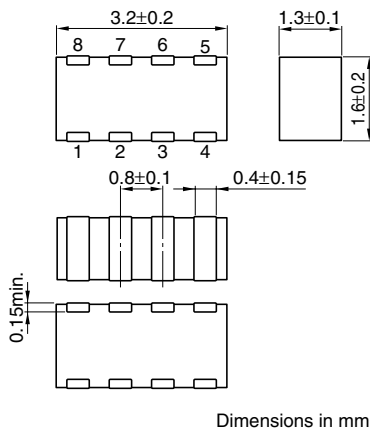


• All specifications are subject to change without notice.

Multilayer Diplexers, DPX Series

DPX315950DT-5005B2 For 2.4/5GHz W-LAN

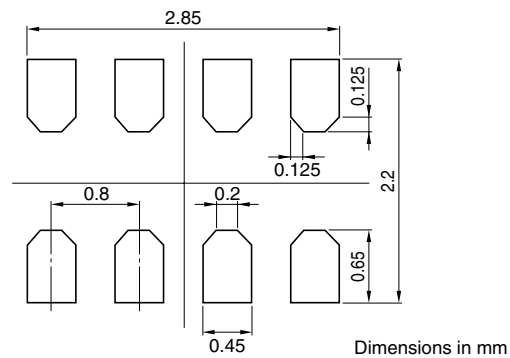
SHAPES AND DIMENSIONS



TERMINAL FUNCTIONS

1	HIGH (5.0GHz)
2	GND
3	GND
4	LOW (2.4GHz)
5	GND
6	ANT (COMMON)
7	GND
8	GND

RECOMMENDED PCB PATTERN



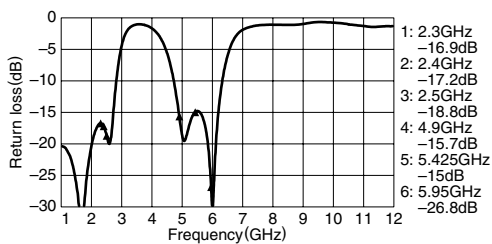
ELECTRICAL CHARACTERISTICS

Item	Port		Frequency range		Minimum value	Typical value	Maximum value
Insertion loss	ANT-LOW	[25±5°C]	2300 to 2500MHz	(dB)	—	0.55	0.7
		[-40 to +85°C]	2300 to 2500MHz	(dB)	—	—	0.85
	ANT-HIGH	[25±5°C]	4900 to 5950MHz	(dB)	—	0.8	1.0
		[-40 to +85°C]	4900 to 5950MHz	(dB)	—	—	1.2
Attenuation	ANT-LOW		3950MHz	(dB)	18	24	—
			4600 to 5000MHz	(dB)	25	29	—
			5000 to 5950MHz	(dB)	25	29	—
			6500 to 7500MHz	(dB)	18	25	—
	ANT-HIGH		1300 to 1800MHz	(dB)	35	40	—
			1800 to 2000MHz	(dB)	37	42	—
			2100 to 2300MHz	(dB)	36	41	—
			2300 to 2500MHz	(dB)	30	38	—
			2500 to 3500MHz	(dB)	11	13.5	—
			3500 to 3950MHz	(dB)	4	7	—
Return loss	ANT		9800 to 10700MHz	(dB)	15	24	—
			10700 to 11700MHz	(dB)	10	22	—
	LOW		11700 to 11900MHz	(dB)	8	20	—
			2300 to 2500MHz	(dB)	10	15	—
HIGH		4900 to 5950MHz	(dB)	9	13	—	
		4900 to 5950MHz	(dB)	9	13	—	
Temperature range	Operating	(°C)	-40		—	—	+85
	Storage	(°C)	-40		—	—	+85

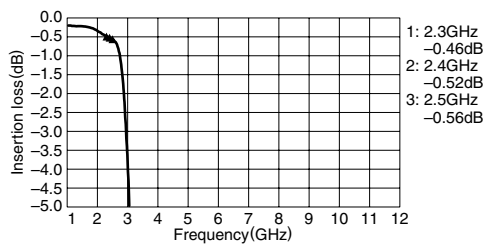
FREQUENCY CHARACTERISTICS

ANT-LOW

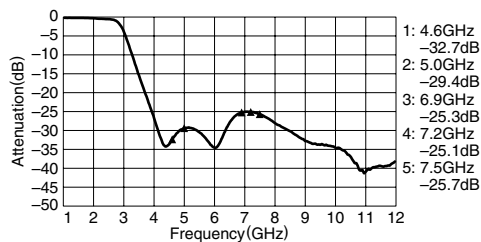
S11



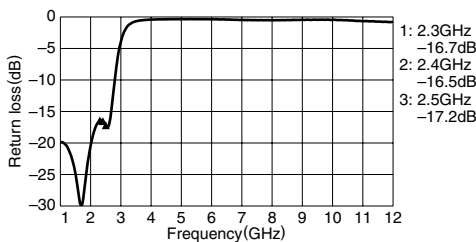
S21



S21

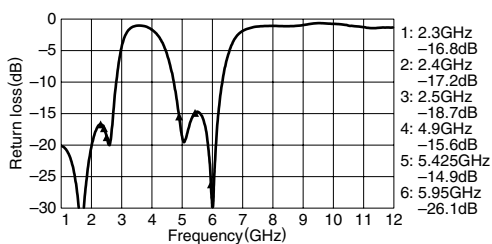


S22

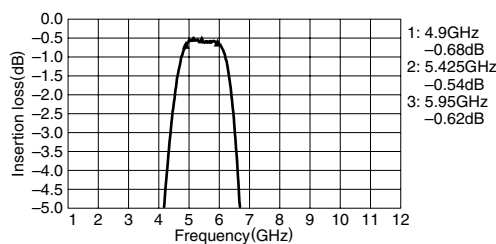


ANT-HIGH

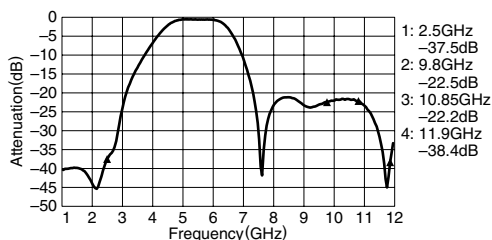
S11



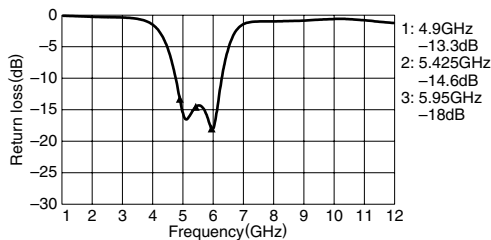
S21



S21



S22

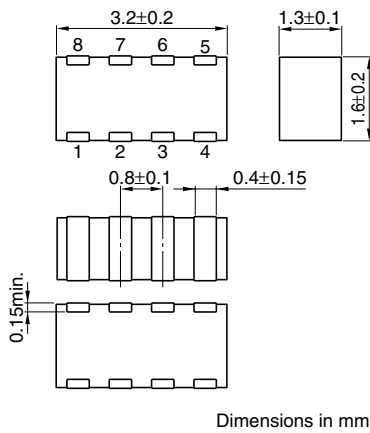


• All specifications are subject to change without notice.

Multilayer Diplexers, DPX Series

DPX315950DT-5006C1 For 2.4/5GHz W-LAN

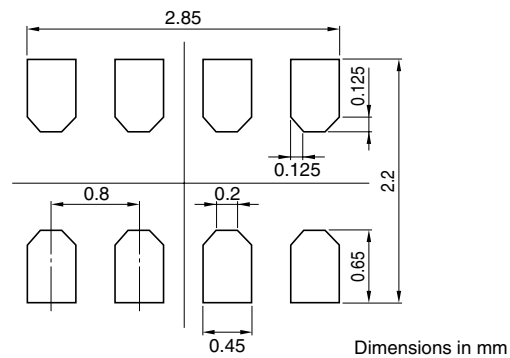
SHAPES AND DIMENSIONS



TERMINAL FUNCTIONS

1	LOW (2.4GHz)
2	GND
3	GND
4	HIGH (5.0GHz)
5	GND
6	GND
7	ANT (COMMON)
8	GND

RECOMMENDED PCB PATTERN



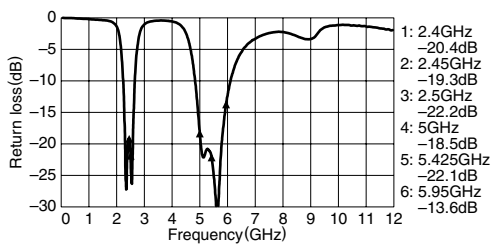
ELECTRICAL CHARACTERISTICS

Item	Port		Frequency range		Minimum value	Typical value	Maximum value
Insertion loss	ANT-LOW	[25±5°C]	2400 to 2500MHz	(dB)	—	1.0	1.5
	ANT-HIGH	[25±5°C]	5000 to 5950MHz	(dB)	—	0.8	1.2
Attenuation	ANT-LOW		DC to 1500MHz	(dB)	25	30	—
			4800 to 5950MHz	(dB)	21	25	—
			6500 to 7500MHz	(dB)	10	16	—
			DC to 1500MHz	(dB)	40	48	—
	ANT-HIGH		1500 to 2000MHz	(dB)	30	48	—
			2500 to 3850MHz	(dB)	21	26	—
			3850 to 3883MHz	(dB)	19.5	25	—
			6500MHz	(dB)	—	1.2	—
Return loss	ANT-HIGH		7200 to 7700MHz	(dB)	3	4.8	—
			9000 to 10000MHz	(dB)	13	16	—
			2400 to 2500MHz	(dB)	10	—	—
Temperature range			Operating	(°C)	-40	—	+85
			Storage	(°C)	-40	—	+85

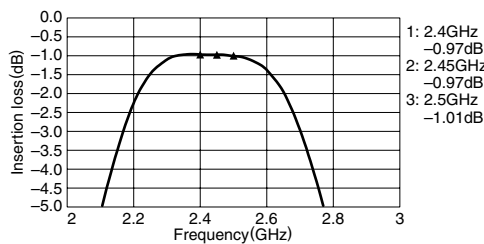
FREQUENCY CHARACTERISTICS

ANT-LOW

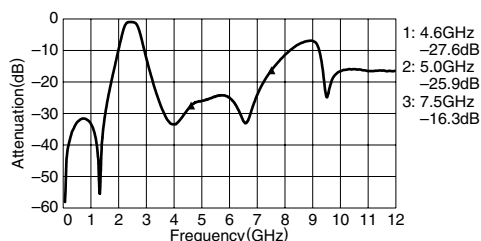
S11



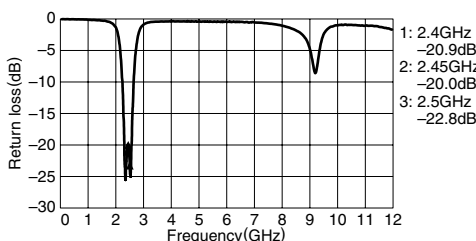
S21



S21

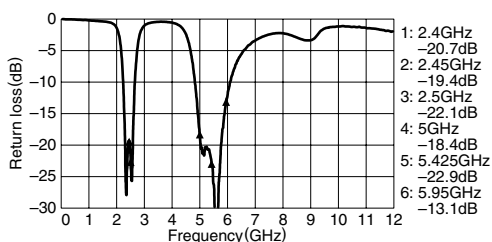


S22

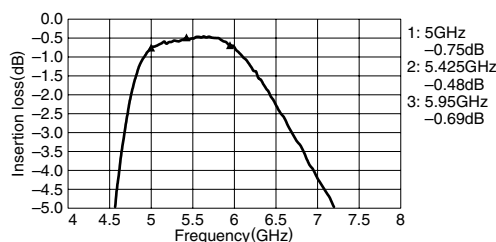


ANT-HIGH

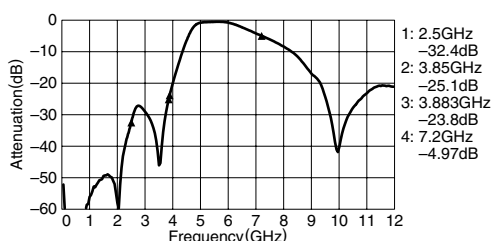
S11



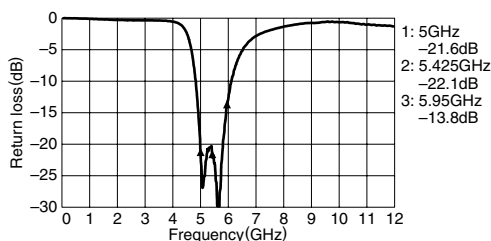
S21



S21



S22



• All specifications are subject to change without notice.