



Chipsmall Limited consists of a professional team with an average of over 10 year of expertise in the distribution of electronic components. Based in Hongkong, we have already established firm and mutual-benefit business relationships with customers from,Europe,America and south Asia,supplying obsolete and hard-to-find components to meet their specific needs.

With the principle of "Quality Parts,Customers Priority,Honest Operation,and Considerate Service",our business mainly focus on the distribution of electronic components. Line cards we deal with include Microchip,ALPS,ROHM,Xilinx,Pulse,ON,Everlight and Freescale. Main products comprise IC,Modules,Potentiometer,IC Socket,Relay,Connector.Our parts cover such applications as commercial,industrial, and automotives areas.

We are looking forward to setting up business relationship with you and hope to provide you with the best service and solution. Let us make a better world for our industry!



Contact us

Tel: +86-755-8981 8866 Fax: +86-755-8427 6832

Email & Skype: info@chipsmall.com Web: www.chipsmall.com

Address: A1208, Overseas Decoration Building, #122 Zhenhua RD., Futian, Shenzhen, China



10-100W Low Profile DIN Rail Mount Power Supplies

Features

- ◆ Low Profile for Building Automation
- ◆ Class II Double Insulation
- ◆ High Efficiency (Up to 90%)
- ◆ ErP Compliant Design
- ◆ Low No Load Power Consumption
- ◆ Class 2 Models to UL1310
- ◆ SEMI F47 Compliant



Key Market Segments & Applications



Specifications		DRL10	DRL30	DRL60	DRL100
Input Voltage range	V	85 - 264VAC, 120 - 373VDC* (Withstands 300VAC for 5 seconds)			
Input Frequency	Hz	47 - 63Hz			
Inrush Current at 230VAC (typ) (Cold Start)	A	40A	50A	60A	60A
Power Factor (115/230VAC)		Meets IEC61000-3-2 Class A			
Input Current (110/230VAC)	A	0.56 / 0.42	0.58 / 0.45	0.5 / 0.43	0.5 / 0.47
Line & Load Regulation	-	See model selector			
Ripple & Noise	-	See model selector			
Overcurrent Protection	-	>1.05% Hiccup with auto recovery			
Overvoltage Protection	-	See model selector. Cycle AC input voltage to reset			
Hold Up Time (typ) at 115VAC Input	ms	20ms	20ms	20ms	15ms
Efficiency	-	See model selector			
No Load Power Draw	W	<0.3W	<0.3W	<0.5W	<0.5W
LED Indicator	-	Green LED indicates DC is OK			
Operating Temperature (-25°C start-up)	°C	DRL10, 30, 60: -20 to +71°C, derate linearly to 60% load from 55 to 71°C DRL100: -20 to +71°C, derate linearly to 60% load from 51 to 71°C DRL100 (<115VAC): -20 to +71°C, derate linearly to 40% load from 40 to 71°C			
Storage Temperature	-	40 to +85°C			
Operating Humidity (non condensing)	%RH	5 - 95%RH			
Parallel Operation	-	Not available			
Series operation	-	Possible			
Cooling	-	Convection			
Withstand Voltage (For 1 minute)	VAC	Input to Output 3kVAC			
Isolation Resistance	MΩ	>100MΩ at 25°C, 70%RH & 500VDC			
Vibration (Operating)	-	IEC 60068-2-6, Sine Wave, 10-500Hz, 19.6m/s ² (2G peak) 10 min per cycle, 60 min for all X,Y,Z directions			
Shock	-	IEC 60068-2-27, Half Sine Wave, 39.2m/s ² (4G) for a duration of 22ms 3 shocks for each 3 directions, 9 times in total			
Safety Agency Certifications	-	UL508 Listed, UL/CSA/EN60950-1, UL1310 Class 2 (1), CE Mark			
Conducted & Radiated EMI	-	EN55022-B Conducted, EN55022-A Radiated			
Immunity	-	EN61000-4-2 (Ivl 3) , -3 (Ivl 3), -4 (Ivl 4), -5 (Ivl 3), -6 (Ivl 3), -8 (Ivl 4), -11 (class 3)			
Line Dip (200-240VAC)	-	SEMI F47 Compliant			
Weight (Typ)	g	65	120	200	280
Size (WxHxD)	in	0.71x3.58x2.19	1.42x3.58x2.19	2.13x3.58x2.19	2.83x3.58x2.19
	mm	18x91x55.6	36x91x55.6	54x91x55.6	72x91x55.6
Case material	-	Flame Retardant Polycarbonate (UL94 V-0)			
Warranty	yrs	Three years			

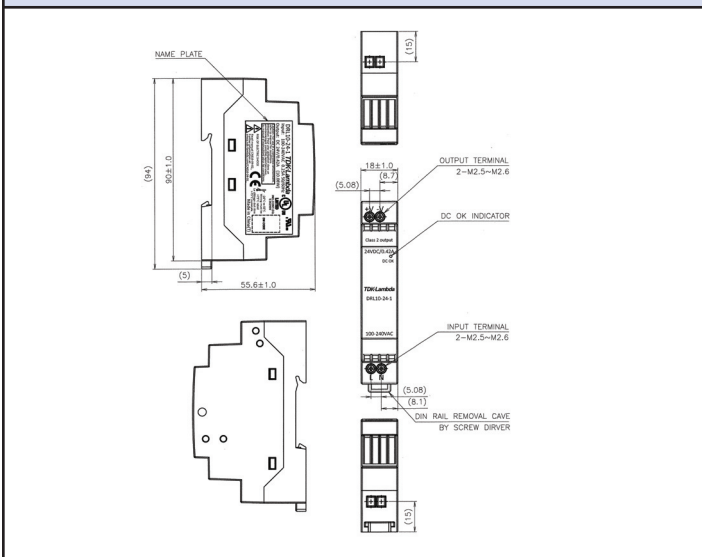
(1) NEC Class 2 in accordance with UL1310. Excludes DRL60-12-1 and DRL100-24-1 models

* Safety certified for AC input only

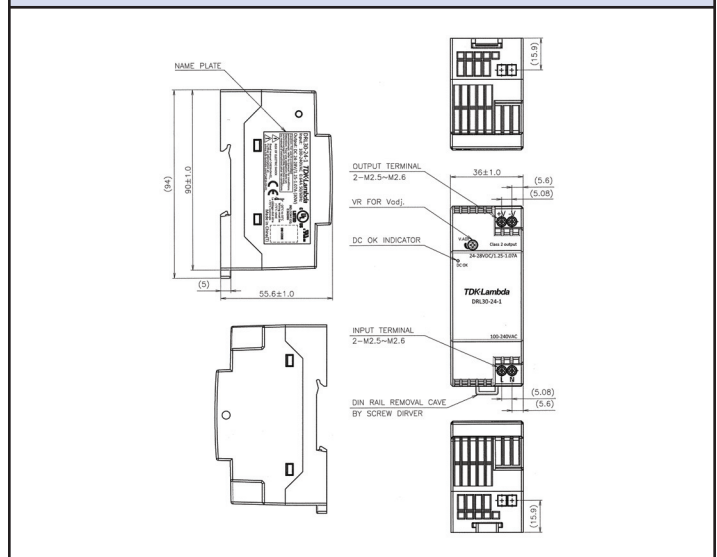
Output Ratings

Model	Output Voltage (V)	Adjust Range (V)	Max Current (A)	Max Power (W)	Load Reg (mV)	Line Reg (mV)	Ripple & Noise (mV)	Overvoltage V	Efficiency (%) (115/230VAC)
DRL10-12-1	12V	-	0.84A	10.08W	120mV	120mV	120mV	13.8 - 16.2V	85 / 85
DRL30-12-1	12V	12 - 15V	2.1A	25.2W	120mV	120mV	120mV	16 - 19V	87 / 88
DRL60-12-1	12V	12 - 15V	4.5A	54W	120mV	120mV	120mV	16 - 19V	87 / 87
DRL10-24-1	24V	-	0.42A	10W	240mV	240mV	240mV	29 - 35V	87 / 87
DRL30-24-1	24V	24 - 28V	1.25A	30W	240mV	240mV	240mV	29 - 35V	88 / 90
DRL60-24-1	24V	24 - 28V	2.5A	60W	240mV	240mV	240mV	29 - 35V	89 / 90
DRL100-24-1	24V	24 - 28V	4.2A	100.8W	240mV	240mV	240mV	29 - 35V	88 / 90

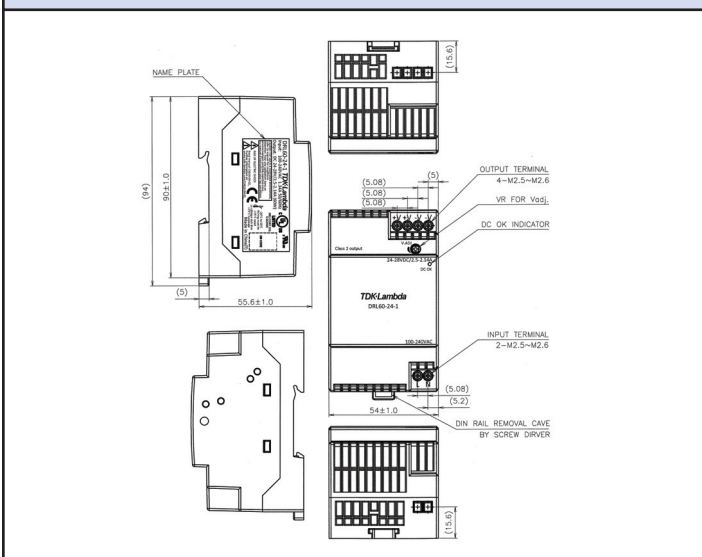
DRL10 Outline Drawing



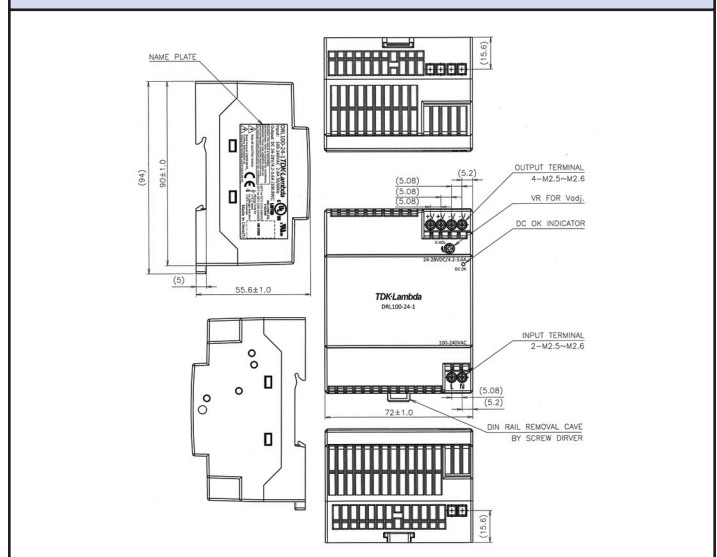
DRL30 Outline Drawing



DRL60 Outline Drawing



DRL100 Outline Drawing



For Additional Information, please visit us.tdk-lambda.com/lp/products/drl-series.htm