



Chipsmall Limited consists of a professional team with an average of over 10 year of expertise in the distribution of electronic components. Based in Hongkong, we have already established firm and mutual-benefit business relationships with customers from,Europe,America and south Asia,supplying obsolete and hard-to-find components to meet their specific needs.

With the principle of "Quality Parts,Customers Priority,Honest Operation,and Considerate Service",our business mainly focus on the distribution of electronic components. Line cards we deal with include Microchip,ALPS,ROHM,Xilinx,Pulse,ON,Everlight and Freescale. Main products comprise IC,Modules,Potentiometer,IC Socket,Relay,Connector.Our parts cover such applications as commercial,industrial, and automotives areas.

We are looking forward to setting up business relationship with you and hope to provide you with the best service and solution. Let us make a better world for our industry!



Contact us

Tel: +86-755-8981 8866 Fax: +86-755-8427 6832

Email & Skype: info@chipsmall.com Web: www.chipsmall.com

Address: A1208, Overseas Decoration Building, #122 Zhenhua RD., Futian, Shenzhen, China



DS9034PCX PowerCap with Crystal

www.maxim-ic.com

GENERAL DESCRIPTION

The DS9034PCX PowerCap is designed to be a lithium power source for nonvolatile timekeeping RAMs in Dallas Semiconductor's directly surface-mountable PowerCap Module (PCM) package. After a PowerCap module board has been soldered in place and cleaned, the DS9034PCX PowerCap is placed on top of the PCM board to form a complete PowerCap module package. The PowerCap is keyed to prevent incorrect attachment.

The DS9034PCX can be easily removed by inserting a regular screwdriver into a detachment feature and prying gently outward and upward to release the PowerCap from the PowerCap module board.

ABSOLUTE MAXIMUM RATINGS

Storage Temperature Range: -40°C to +85°C

Stresses beyond those listed under "Absolute Maximum Ratings" may cause permanent damage to the device. These are stress ratings only, and functional operation of the device at these or any other conditions beyond those indicated in the operational sections of the specifications is not implied. Exposure to the absolute maximum rating conditions for extended periods may affect device.

BATTERY CHARACTERISTICS

Nominal Voltage: 3V

Nominal Capacity: 130mAh

Chemistry: Li(CF)_x

CRYSTAL CHARACTERISTICS

Nominal Frequency: 32.768kHz

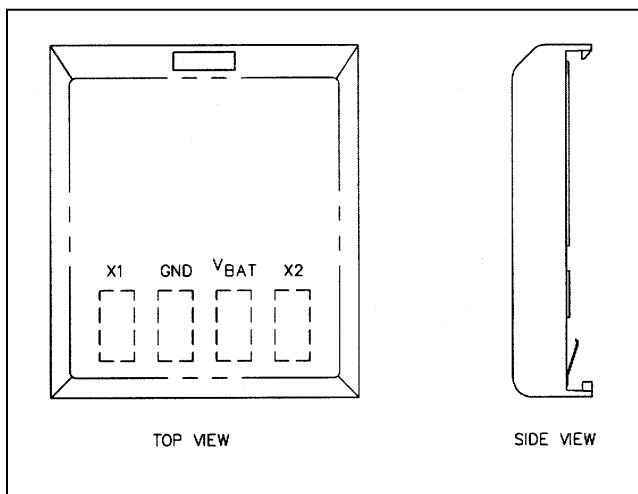
Load Capacitance: 6pF

FEATURES

- Provides 10 Years of Battery Backup Power for Nonvolatile Timekeeping RAMs in the PowerCap Module Package (PCM)
- Snaps Directly Onto Surface-Mounted PowerCap Module Boards
- Detachment Feature Allows Easy Removal
- Compatible with these 34-Pin PowerCap Module Boards:

DS1386P	DS1553P/YP/WP
DS1486P	DS1554P/YP/WP
DS1643P	DS1556P/YP/WP
DS1644P	DS1557P/YP/WP
DS1646P	DS1744P/YP/WP
DS1647P	DS1746P/YP/WP
DS1743P/WP	DS1747P/YP/WP
DS1251YP/WP	
DS1248YP/WP	
DS1244YP/WP	

PACKAGE INFORMATION



PIN DESCRIPTION

NAME	FUNCTION
X1, X2	32.768kHz Crystal Connections
V _{BAT}	+3V Battery Output
GND	Ground

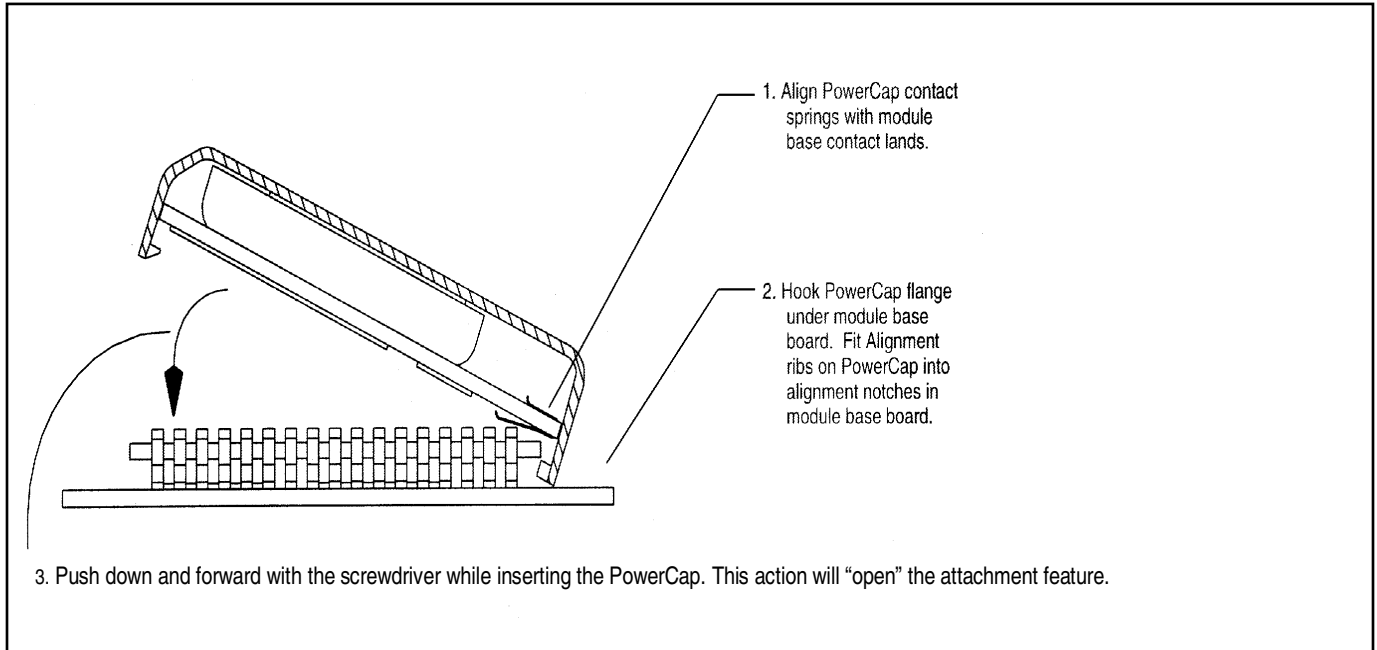
ORDERING INFORMATION

PART	TEMP RANGE	VOLTAGE (V)	PIN-PACKAGE	TOP MARK*
DS9034PCX+	0°C to +70°C	3.0	PCM	DS9034PCX
DS9034I-PCX+	-40°C to +85°C	3.0	PCM	DS9034PCXI

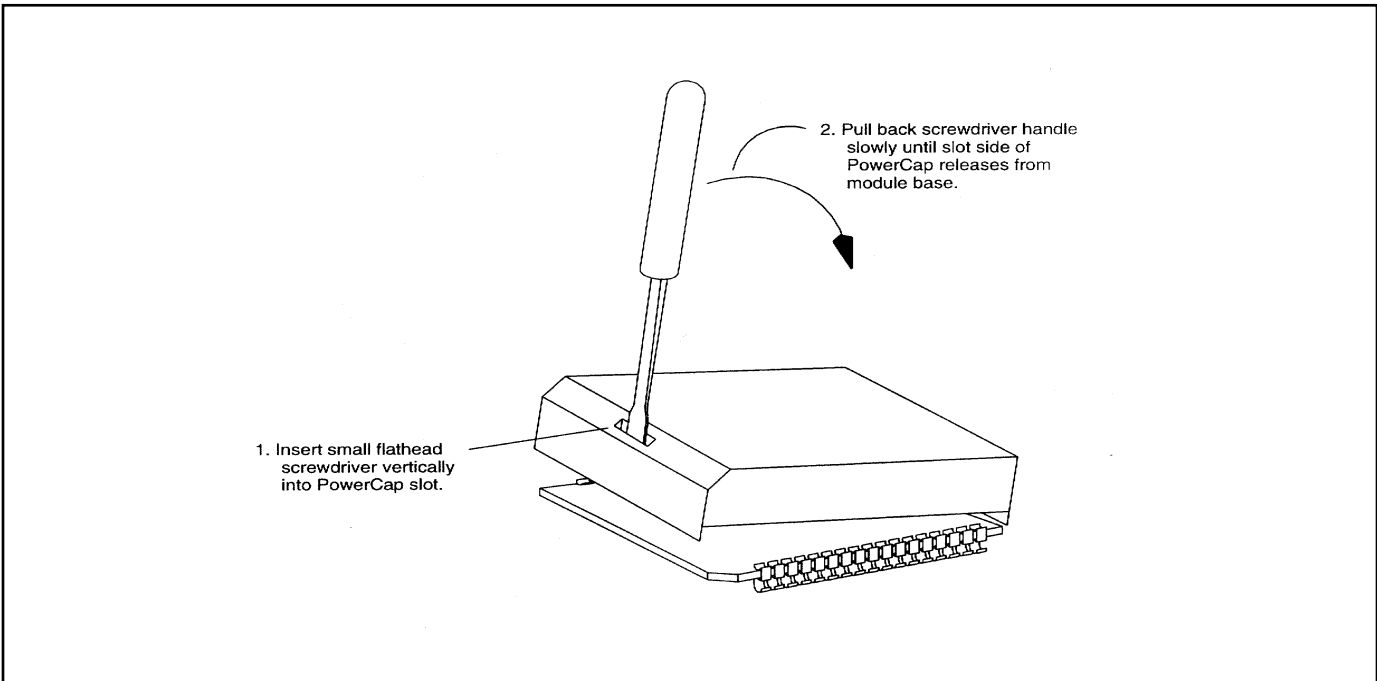
+Denotes a lead(Pb)-free/RoHS-compliant package.

*A "+" on the top of the package indicates a lead(Pb)-free device.

PowerCap ATTACHMENT AND REMOVAL

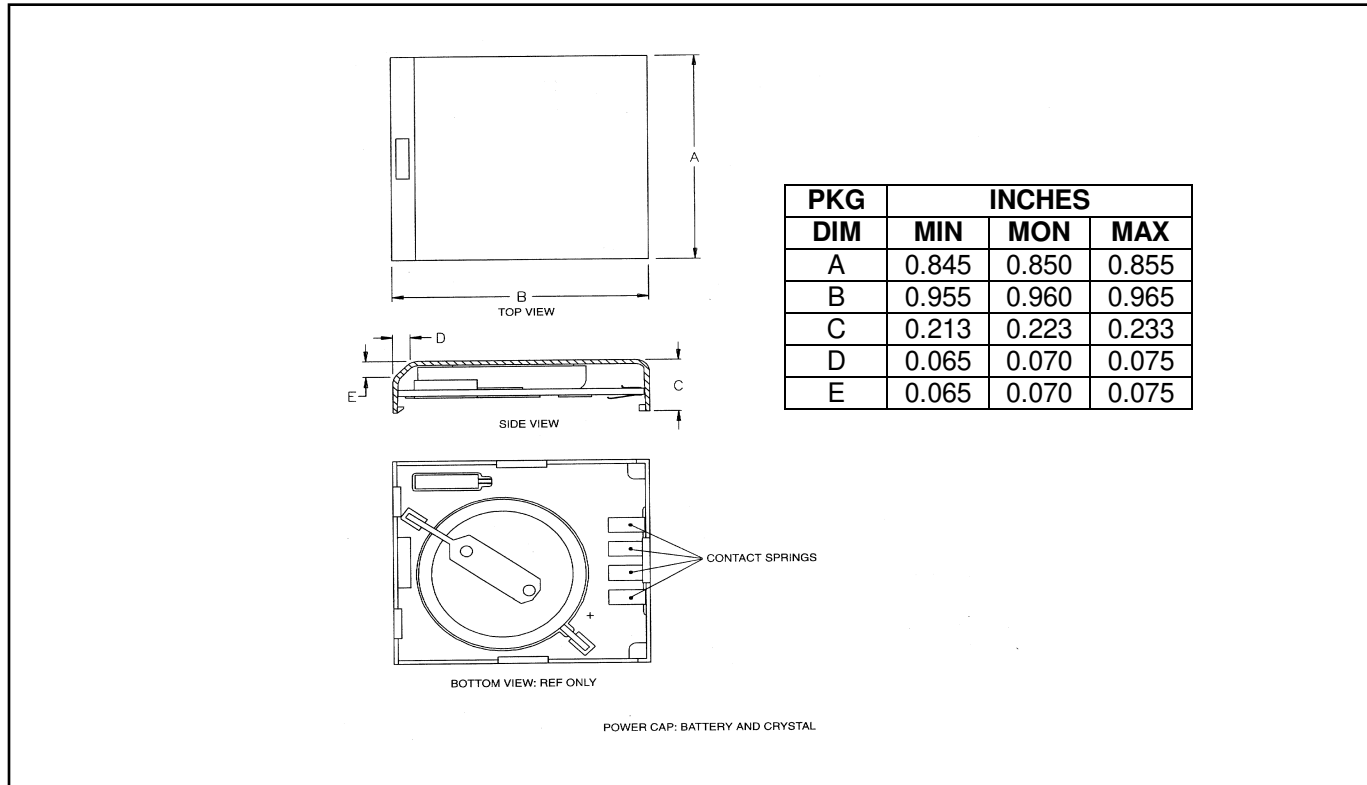


PowerCap REMOVAL



PACKAGE INFORMATION

For the latest package outline information and land patterns, go to www.maxim-ic.com/packages. Note that a "+", "#", or "-" in the package code indicates RoHS status only. Package drawings may show a different suffix character, but the drawing pertains to the package regardless of RoHS status.



ATTENTION: BATTERY COMPONENT

The DS9034PCX contains a lithium battery. Do not short, ground, or apply external voltages to the electrical portions of this device. Do not expose to temperatures over +85°C. Do not subject this device to any type of cleaning process. Store only in nonconductive containers. Failure to observe these precautions may result in battery discharge or decreased battery life.

REVISION HISTORY

REVISION DATE	DESCRIPTION	PAGES CHANGED
10/10	Updated the <i>Features</i> section to remove DS1543P/YP/WP from list of compatible PowerCap module boards, updated the <i>Ordering Information</i> table to remove leaded versions	1, 2